



**ANHÄNGER UND  
AGGREGATEFEDERN**

**TRAILER AND  
AGGREGATE-SPRINGS**

**TYPENLISTE  
CATALOGUE**

**FEDERN  
LEAF SPRINGS**



**2010**

**MADE IN EU**

**TES GROUP S.A.**

**UL. POZNAŃSKA 169**

**62-080 TARNOWO PODGÓRNE, POLAND**

**TEL. +48 (61) 65 711 00, +48 (61) 65 711 01  
+48 (61) 65 711 05, +48 (61) 65 711 10**

**FAX +48 (61) 65 711 11**

**[HANDLOWY@TES.PL](mailto:HANDLOWY@TES.PL), [WWW.TES.PL](http://WWW.TES.PL)**

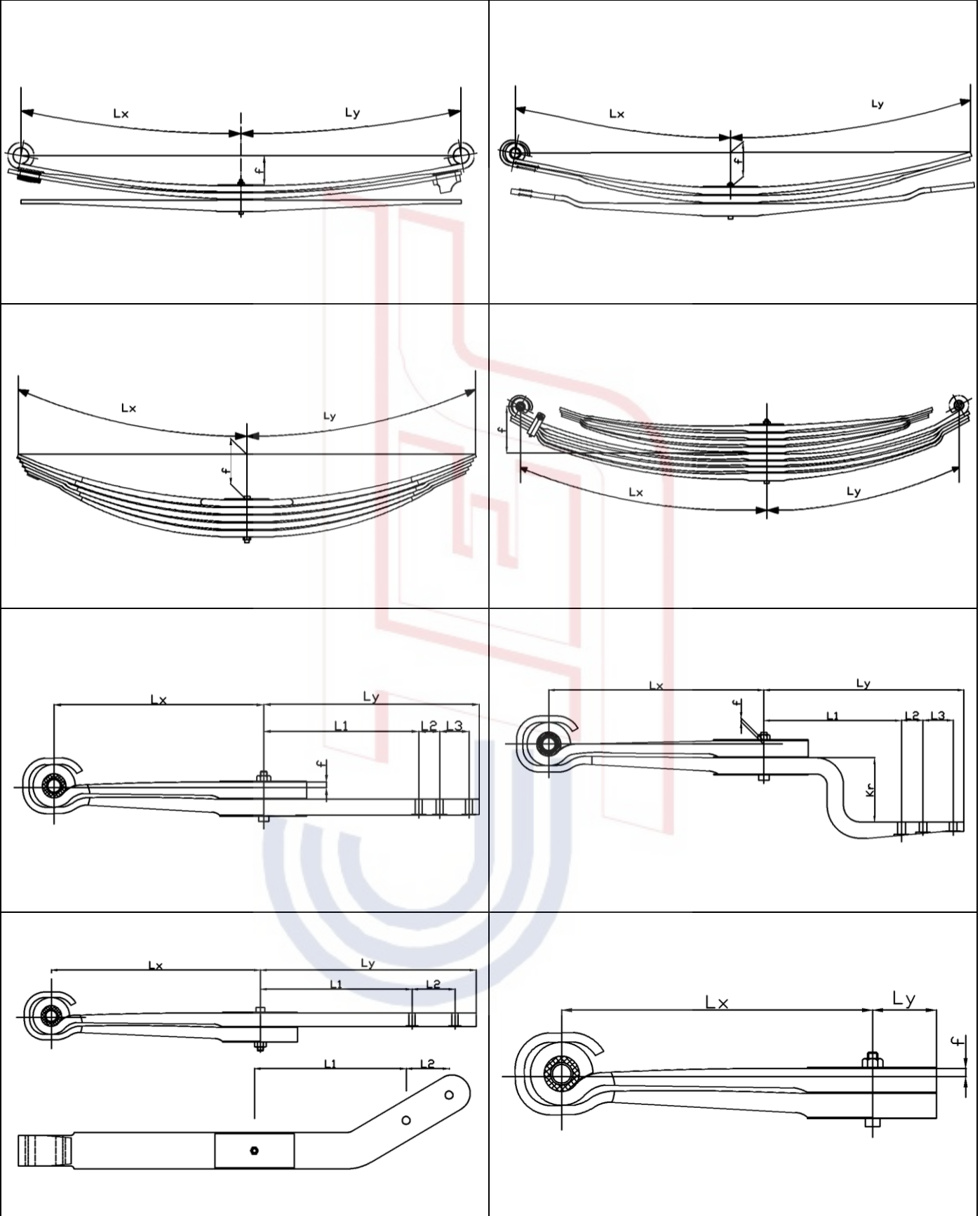
# INHALTSVERZEICHNIS CONTENTS

IDENTIFICATION, IDENTIFIZIERUNG	3
ACKERMANN-FRUHAUF	4
BARTOLETTI	6
BLUMHARDT	7
BPW	8
EYLERT	25
FLOOR	26
GIGANT	27
GOLDHOFER	56
HÜFFERMANN	57
KAISER	58
KÄSSBOHRER	59
KÖGEL	63
LANGENDORF	64
LOHR	65
MÜLLER MITTELALT	66
PEITZ	68
PIACENZA	73
ROR	74
SAUER	78
SCHENK	85
SCHMITZ	86
SCHWARZMULLER	88
TANG	89
TRAILOR	90
VIBERTI	92
WACKENHUT	93
WARSTEIN	94
WEWELER	95
YORK	96

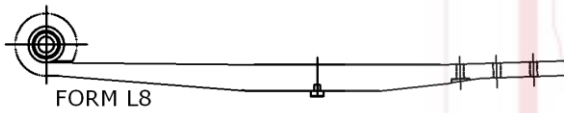
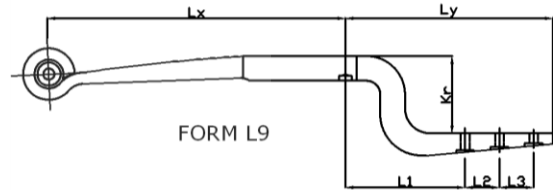
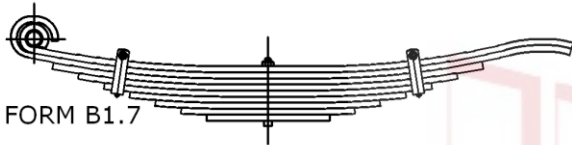
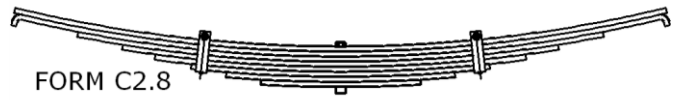
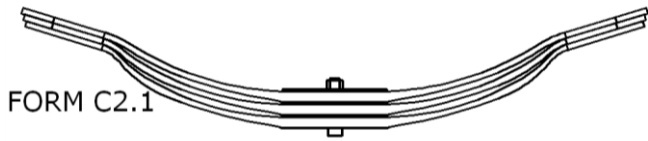
# INHALTSVERZEICHNIS CONTENTS

ZORZI	97
ACKERWAGEN/AGRICULTURAL TRAILER	98
Diverse Parabelfedern	99
Diverse Parabellenker	100
PARABELFEDERN mit MESSINGBUCHSE für EINZELACHSEN	101
PARABELFEDERN mit REIBUNGS – VERSTÄRKUNG und MESSINGBUCHSE	102
PARABELFEDERN mit REIBUNGS – VERSTÄRKUNG und SILENTBLOCK	103
REIBUNGSARME TRAPEZFEDERN	105
TRAPEZFEDERN für KRAFTFAHRZEUG – ANHÄNGER	106

# IDENTIFICATION IDENTIFIZIERUNG

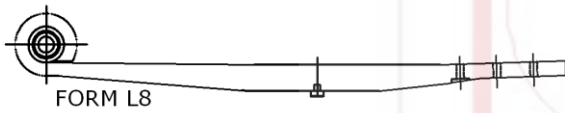
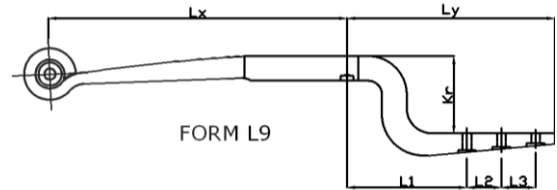
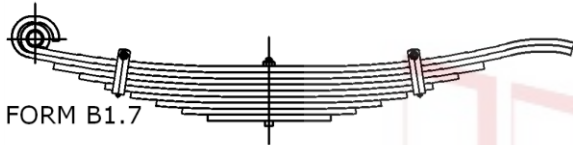
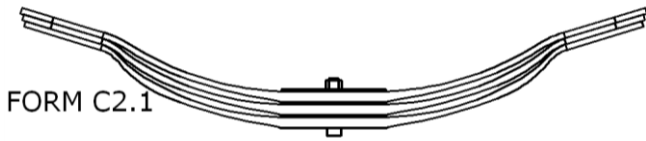


# ACKERMANN-FRUHAUF



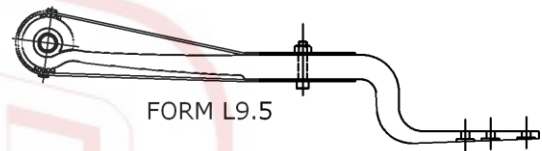
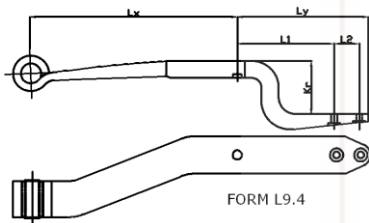
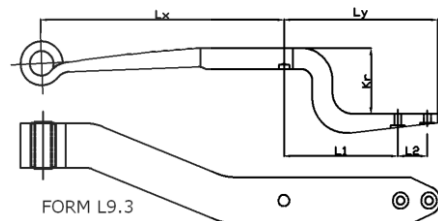
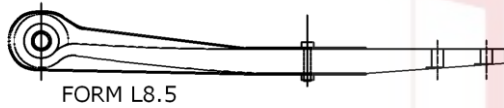
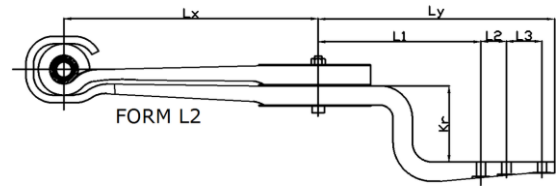
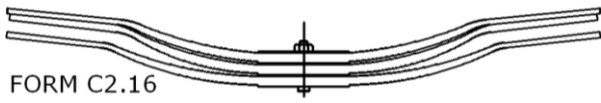
Artikel.Nr.	Achsl.	Blattzahl	Breite	Lx	Ly	L1	L2	L3	Spr.	Kr.	Buchsen	Paket- stärke	Form	Bemerkungen, Remarks
									Free Arch	Crank	Bush	Total height		
22010100	1,8	7	60	530	600				144		24x30		B1.7	7/8, Stzw.1000,
22010600	2,5	8	70	565	640				106		26x32	64	B1.7	8/8, Stzw.1100,
22010800	3,1	10	70	565	640				100		26x32	80	B1.7	10/8, Stzw.1100,
22010900	3,4	11	70	565	640				112		26x32	88	B1.7	11/8, Stzw.1100,
22011000	4,0	7	80	568	640				110		28x34	70	B1.7	7/10, Stzw.1100,
22011100	4,0	7	80	568	640				110		28x34	70	B1.7	7/10, Stzw.1100,
22011300	4,5	8	80	568	640				110		28x34	80	B1.7	8/10, Stzw.1100,
22011500	4,5	9	80	568	640				110		28x34	90	B1.7	9/10, Stzw.1100,
22011400	5,0	9	80	568	640				110		28x34	90	B1.7	9/10, Stzw.1100,
22011800	6,0	11	80	568	640				110		28x34	110	B1.7	11/10, Stzw.1100,
22012500	7,0	11	100	618	700				120		30x36	110	B1.7	11/10, Stzw.1200,
23601500		4	75	610	610				104			92	C2.1	Stzw.1145,4/20,
23601600		3	75	610	610				100			96	C2.1	3/30,
22020500	10,0	4	80	660	660				88			99	C2.1	4/21, Stzw.1114,
22020300		4	80	667	667				115				C2.1	4/24, Stzw.1114,
22020100	10,0	4	80	667	667				115			99	C2.1	4/21, Stzw.1114,
22020000	8,0	4	80	667	667				115			60	C2.1	4/19, Stzw.1114,
23603000		9	75	550	655				140			123	C2.8	6/12, 3/17; 3te lage mit Haken
23603100		9	75	550	655				140		42x58	126	C2.8	1/15,5/12,3/17 3te Lage mit Haken
23602900		1	75	550	550				122			36	C2.8	
23600700		12	75	567	528				70			111	C2.8	Stzw.920, ,3/10,9/9,
23600900		13	75	567	528				70			130	C2.8	Stzw.920,13/10,
23601000		14	75	567	528				70			140	C2.8	Stzw.920,14a10
22020600		1	75	575	575							38	C2.8	
23602100		1	75	577	577				110			38	C2.8	
23602500		1	75	577	577				115			43	C2.8	
23601700		11	75	588	588				120			132	C2.8	11/12; 3 Lage m. Haken

# ACKERMANN-FRUHAUF



Artikel.Nr.	Achsl.	Blattzahl	Breite	Lx	Ly	L1	L2	L3	Spr.	Kr.	Buchsen	Paket- stärke	Form	Bemerkungen, Remarks
Art.-No.	Axle Load	Leaves	Width						Free Arch	Crank	Bush	Total height	Shape	
23602700		13	75	588	588				85			156	C2.8	13/12
23600300	10,0	13	75	595	555				70			143	C2.8	13/11,Stzw.914,
23600200	8,0	13	75	595	555				70			130	C2.8	13/10,Stzw.914,
23601300	8,0	10	76	495	495				70			110	C2.8	10/11, Stzw.774,
23601400	8,0	11	76	495	495				60			121	C2.8	11/11,Stzw.774,
23600600		10	76	567	528				70				C2.8	Stzw.920; 2/10,8/8
23600800		13	76	567	528				70				C2.8	Stzw.920; 2/10,11/18,
23600400		9	76	595	555				70			117	C2.8	Stzw. 914; 9/13
23600500		9	76	595	555				70				C2.8	Stzw.914,
23603300		7	120	598	598				53			140	C2.8	7/20
23602400		1	100	500	450	345			26	150	30x68	48	L9	1/48
23603200		1	100	500	450	305	40	40		150	32x68	48	L9	1/48
23601900		1	100	520	476	274	70	70			30x68	50	L8	1/50
23602000		1	100	520	476	275	70	70			30x68	50	L8	1/50
23602800		1	100	525	475	275	70	70			30	50	L8	1/50
23601800		1	115	510	490	285	70	70			x68	45	L8	1/45

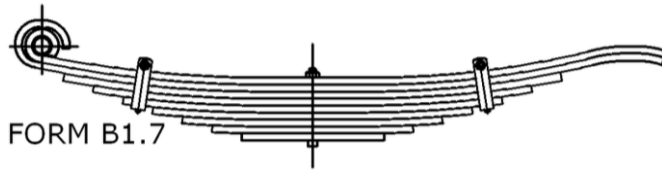
# BARTOLETTI



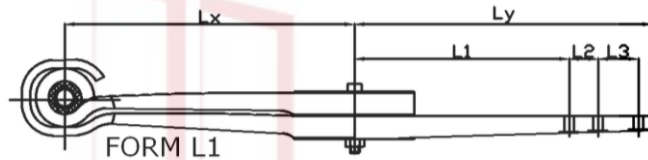
Artikel.Nr.	Achsl.	Blattzahl	Breite	Lx	Ly	L1	L2	L3	Paket- stärke Total height	Spr.	Kr.	Buchsen	Form	Bemerkungen, Remarks
24635000		4	100	540	540				85	44			C2.16	3/17,1/22
24634700		2	100	550	465	320			80		120	30x57	L2	2/40
24634600		1	100	550	465	320			53	17		30x57	L8.5	1/53
24632400		1	100	470	465				45	21	150	30x57	L9.3	1/45; re, li 246323
24632300		1	100	470	465				45	21	150	30x57	L9.4	1/45; li, re 246324
23634400		1	100	470	450	305	50	9070	45		100	30x57	L9.5	
24633900		1	100	470	450	305	50	70	45		150	30x57	L9.5	1/45



# BLUMHARDT



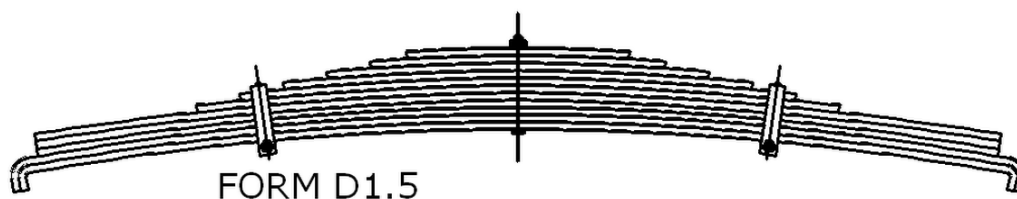
FORM B1.7



FORM L1

Artikel.Nr.	Achsl.	Blattzahl	Breite	Lx	Ly	L1	L2	Paket- stärke Total height	Spr. Free Arch	Buchsen Bush	Form Shape	Bemerkungen, Remarks
Art.-No.	Axle Load	Leaves	Width	Lx	Ly	L1	L2					
22162300	3,6	8	70	470	530			72	110	26x32	B1.7	Stzw.900,8/9,
22164700		8	70	513	573			64	110	26x32	B1.7	Stzw.990,8/8,
22158500	6,0	10	80	485	560					28x34	B1.7	Stzw.950,10/10,
22150500	4,0	8	80	554	630			80	110	28x34	B1.7	Stzw.1080,8/10,
22150600	5,5	10	80	554	630			100	120	28x34	B1.7	Stzw.1080,10/10,
22151900	8,0	13	100	546	654			130	148	30x36	B1.7	Stzw.1080,13/10,
22160800	12,0	17	100	553	628			176	114	35x42	B1.7	Stzw.1080,3/12,14/10,
22155000	10,0	16	100	555	630			160	110	35x42	B1.7	Stzw.1080,16/10,
22155300		14	100	613	690			155		30x36	B1.7	Stzw.1200,2/10,7/9,1/16,4/14
22155800	8,0	13	100	623	707			130		30x36	B1.7	Stzw.1200,13/10,
22167200	10,0	2	100	550	430	290	100	89		30x65	L1	2/40,
22167300	8,0	2	100	550	430	290	100	73		30x65	L1	2/33,

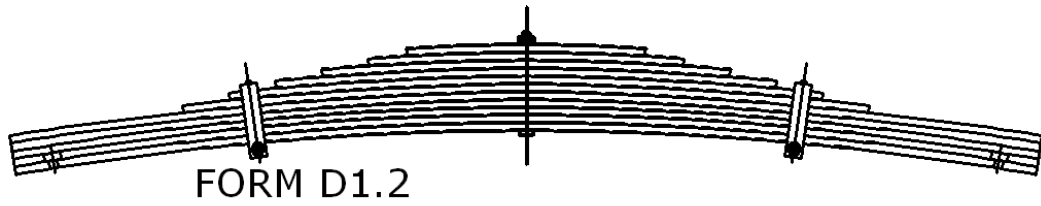
# BPW



FORM D1.5

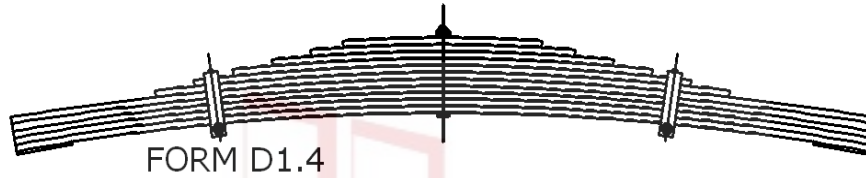
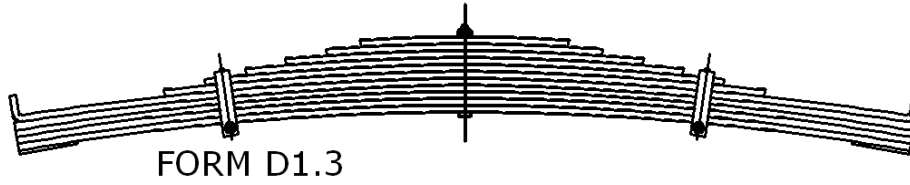
Artikel.Nr.	Achsl.	Blattzahl	Breite	Lx	Ly	Paket- stärke	Spr.	Form	Bemerkungen, Remarks
Art.-No.	Axle Load	Leaves	Width			Total height	Free Arch	Shape	
88050000	6,0	16	80	616	616	160	80	D1.5	Stzweite1000,16/10
88050200		21	80	765	765	210	80	D1.5	20/10,1/10,
88050800	7,3	17	80	790	790	208	80	D1.5	2x7,3t,2/10,4/14,2/13,8/12,1/10, Stzw.1300
88051600	8,0	16	90	676	676	192	85	D1.5	Stzweite1100, 16x12,
88051900		18	90	698	698	216	80	D1.5	18/12, Stzweite1150,
88051400	8,0	17	90	825	825	216	95	D1.5	Stzweite1400, 1/12,6/14,10/12
88051300	8,0	17	90	826	826	216	85	D1.5	1/14,1/21,5/14,9/12,1/12, Stzw.1400
88054700		17	90	827	827	236	105	D1.5	1/12,16/14
88051800	10,0	23	90	832	832	276	80	D1.5	22/12,1/12, Stzw.1400,
88052500	11,0	22	90	832	832	286	80	D1.5	21/13,1/13, Stützsw.1400
88054300	10,0	19	90	832	832	310	80	D1.5	Stzw.1400,2/13,16/17,1/12
88054900		18	90	832	832	298	100	D1.5	2/13,16/17
88051700	10,0	23	90	834	834	276	105	D1.5	23/12,Stzweite1400,
88051500	8,0	25	90	883	883	306	100	D1.5	25/12,Stzweite1500,
88054200	11,0	18	90	883	883	298	100	D1.5	2/13,16/17,Stzweite1500
88054600	16,0	17	120	845	845	296		D1.5	2x16to,5/16,12/18,
88055000		14	120	857	857	248	120	D1.5	2/14,2/20,10/18
88053900	14,0	19	120	900	900	266	110	D1.5	19/14,
88052300	12,0	17	120	901	901	238	110	D1.5	17/14,Stzweite1500,
88055300		20	120	925	925	356	90	D1.5	2/14,2/20,16x18
88053400	16,0	17	120	926	926	230	110	D1.5	2/14,2/20:13/18,Stzweite1550
88053800	20,0	17	120	926	926	230	93	D1.5	Stzweite1550,2/14,2/20,13/18,
88054000	14,0	14	120	926	926	248	110	D1.5	2/14,2/20,10/18,Stzweite1550,
88052600		25	120	973	973	396		D1.5	2/14,23/16
88052100	12,0	19	120	974	974	266	110	D1.5	Stzweite1650,19/14,
88052200	14,0	21	120	974	974	294	110	D1.5	21/14,Stzweite1650,
88053100	18,0	25	120	974	974	396	110	D1.5	Stzweite1650,2/14,23/16,
88054500		15	120	1188	1188	437	85	D1.5	2/14,4/28,9/33
88055100		15	120	1188	1188	428	85	D1.5	2/14,4/28,9/32

# BPW



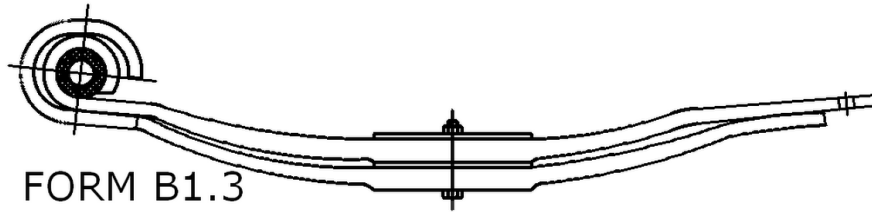
Artikel.Nr.	Achsl.	Blattzahl	Breite	Lx	Ly	Paket- stärke	Spr.	Form	Bemerkungen, Remarks
Art.-No.	Axle Load	Leaves	Width			Total height	Free Arch	Shape	
88040300	6,0	8	120	735	735	112	55	D1.2	8/14, 1300,
88040700	7,3	11	120	735	735	154	55	D1.2	11/14, Stzweite 1300, 2/7,3,2/8,
88041000	7,3	12	120	785	785	168	65	D1.2	12/14, Stzweite 1300,
88041200	10,0	15	120	785	785	210	65	D1.2	15/14, Stzweite 1400,
88041700	12,0	15	120	785	785	228	100	D1.2	Stzweite 1400, 6/14,9/16,
88042100		13	120	788	788	182		D1.2	13/14,
88041600		15	120	858	858	260	100	D1.2	Stzweite 1530, 5/16,10/18

# BPW



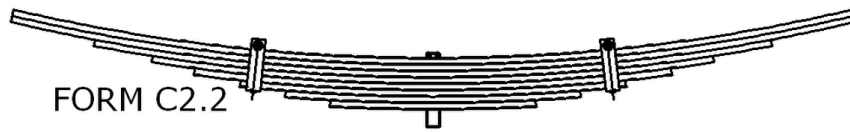
Artikel.Nr.	Achsl.	Blattzahl	Breite	Lx	Ly	Paket- stärke	Spr.	Form	Bemerkungen, Remarks
Art.-No.	Axle Load	Leaves	Width			Total height	Free Arch	Shape	
88023900	10,0	13	120	890	890	182	62	D1.4	Stzw.1500, 3/14,
88022700	8,0	10	120	893	893	140	60	D1.4	Stzw.1500gem, 10/14,
88020300	6,0	12	120	895	895	168	80	D1.4	12/14, Stzw.1500,
88021700		14	120	895	895	196		D1.4	14/14,
88021900	8,0	12	120	895	895	190	71	D1.4	Stzw.1500, 1/14,11/16,
88028200	7,3	16	120	895	895	160	83	D1.4	16/10, Stzw.1500,
88025000	10,0	10	120	1170	1170	158	62	D1.4	Stzw.2050, 1/14,9/16
88025600	10,0	12	120	1170	1170	190	62	D1.4	1/14,11/16, Stzw.2050
88026300	10,0	12	120	1173	1173	168	64	D1.4	Stzw.2010, 12/14
88026800		10	120	1173	1173	160		D1.4	10/16,
88025900	10,0	12	120	1175	1175	190	65	D1.4	Stzw.2050,1/14,11/16,
88027400	10,0	10	120	1192	1192	160	55	D1.3	Stzw.2010, 5.Lg.m.Haken,
88027500		10	120	1193	1193	160		D1.3	10/16; 5.Lage m. Haken,

# BPW



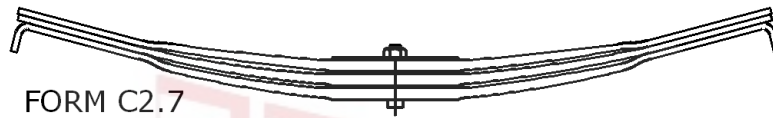
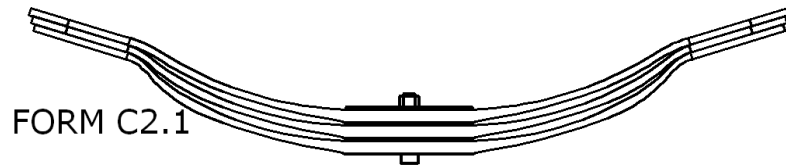
Artikel.Nr.	Achsl.	Blattzahl	Breite	Lx	Ly	Paket- stärke	Spr.	Buchsen	Form	Bemerkungen, Remarks
Art.-No.	Axle Load	Leaves	Width			Total height	Free Arch	Bush	Shape	
88031000	8,0	2	100	425	495	51	57	30x60	B1.3	2/24,
88031300	9,0	2	100	425	495	58	50	30x60	B1.3	2/26, Stzw.850
88032600		2	100	425	495	70	28	30x60	B1.3	2/32,
88030400	8,0	2	100	550	605	73	50	30x60	B1.3	2/29,1/12, Stzw. 1100
88030700	8,0	2	100	550	615	61	50	30x60	B1.3	2/29,
88031100	10,0	2	100	550	615	72	46	30x60	B1.3	2/33,
88031500	8,0	2	100	550	615	66	47	30x60	B1.3	2/30,
88037200	10,0	2	100	550	678		44	30x60	B1.3	2/34,,

# BPW



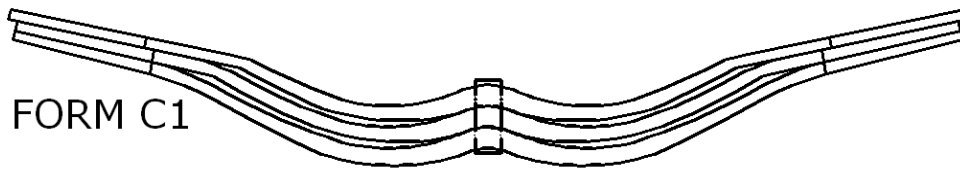
Artikel.Nr.	Achsl.	Blattzahl	Breite	Lx	Ly	Paket- stärke	Spr.	Form	Bemerkungen, Remarks
Art.-No.	Axle Load	Leaves	Width			Total height	Free Arch	Shape	
88072300		17	100	598	598	170	67	C2.2	17/10, Stzweite 910,
88080700	6,0	10	80	580	790	100	147	C2.4	10/10,3.Lg. vorn m. Haken,
88080400	8,0	14	80	580	790	140	152	C2.4	14/10,3.Lg.vorn m.Haken,
88080600	10,0	14	80	580	790	154	137	C2.4	14/11,3.Lg. vorn m. Haken,
88080900	10,0	15	80	580	790	165	128	C2.4	15/11,4.Lg. vorn m. Haken,
88072600		10	100	575	575	100	60	C2.4	10/10,3.Lg. m. Haken
88080800	6,0	8	100	580	790	80	145	C2.4	8/10,3. Lg. vorn m. Haken,
88080000	8,0	11	100	580	790	110	141	C2.4	11/10, 3.Lg. vorn m. Haken,Stützfd. hierzu 880801
88080200	10,0	14	100	580	790	140	141	C2.4	14/10,3.Lage vorn m. Haken,
88070600	8,0	11	100	595	595	110	50	C2.4	11/10, Stzweite 960,
88072100	12,0	11	100	595	595	132	50	C2.4	11/12, Stzweite 960, 3.Lg m. Haken.
88072900		12	100	596	596	144		C2.4	12/12, 3.Lg. m. Haken
88070800	9,0	13	100	596	596	130	55	C2.4	13/10, Stzweite 960 ,
88072400	16,0	14	100	596	596	168	84	C2.4	14/12, 3.Lg. m. Haken
88073000		15	100	598	598	150		C2.4	15/10,3.Lg. m. Haken
88073100		14	100	626	626	196		C2.4	14/14, 3.Lg. m. Haken
88073300		14	100	626	626	168		C2.4	14/12,3.Lg. hinten mit Haken
88071600		8	100	658	658	160	40	C2.4	8/20, Stzweite 1050, 2.Lg. m. Haken
88071500	13,0	14	100	662	662	168	50	C2.4	14/12,Stzweite 1050, 3.Lage m. Haken
88073200		15	100	665	665	180	73	C2.4	15/12, Stützweite 1050 mm, 3.Lg. m. Haken
88071900	10,0	11	80	598	598	132	55	C2.8	11/12,Stützw.960, 3.Lg. m. Haken
88062100	10,0	15	100	480	480	120	40	C2.8	15/8, Stzweite 750, 5.Lg. m. Haken
88061500	8,0	16	100	485	485	112	40	C2.8	16/7, Stützw.750, 5.Lg.m.Haken
88070300	6,5	8	100	598	598	80	55	C2.8	8/10, Stützweite 960, 3.Lg.m.Haken
88072500		9	100	660	660	180	40	C2.8	9/20, Stzweite 1050, 2.Lg. m. Haken
88072000	12,0	12	100	662	662	144	50	C2.8	12/12, Stzweite 1050 ,3.Lg. m. Haken

# BPW



Artikel.Nr.	Achsl.	Blattzahl	Breite	Lx	Ly	Paket- stärke	Spr.	Form	Bemerkungen, Remarks
Art.-No.	Axle Load	Leaves	Width			Total height	Free Arch	Shape	
88039100	8,0	3	75	575	575		81	C2.7.1	Stzweite 975, 3/24,3.Lg m. Haken,
88039500	9,0	3	75	576	576	87	81	C2.7.1	3/26,Stzweite 975 ,3.Lg m.Haken,
88039400	10,0	3	75	577	577		81	C2.7.1	3/27,Stzweite 975 ,3.Lg.m.Haken,
88039200	8,0	3	75	600	600		81	C2.7.1	3/25,Stzweite 1025 gem,3.Lg.m.Haken,
88039300	10,0	3	75	600	600	93	80	C2.7.1	3/28,Stzweite 1025 ,3.Lg.m.Haken,
88031200		3	100	495	495	63	100	C2.1	3/18, Stzweite 750,
88032300		3	100	510	510	63	90	C2.1	3/19, Stzweite 750,
88033800	8,0	3	100	583	583	66	109	C2.1	3/19, Stzweite 920,
88034700	9,0	3	100	583	583	69	109	C2.1	3/20, Stzweite 920,
88030600	10,0	2	100	595	595	60	60	C2.1	2/27, Stzweite 970,
88033600	10,0	2	100	595	595	60	70	C2.1	2/27, Stzweite 970 ,
88030000	8,0	3	100	595	595	66	81	C2.7.1	3/19,
88032900	9,0	3	100	605	605	72	100	C2.1	3/21, Stzweite 970 ,
88093200	9,0	3	100	605	605	72	100	C2.1	3/21
88030300	8,0	2	100	610	610	54	113	C2.1	2/24, Stzweite 970 ,
88030500	10,0	2	100	610	610	60	113	C2.1	2/27, Stütz.w.970,
88093100	10,0	2	100	610	610	60	106	C2.1	2/27,
88030100	8,0	3	100	610	610	66	109	C2.1	3/19
88034300	12,0	2	100	616	616	58	158	C2.1	2/29,
88093000	12,0	2	100	616	616	64	158	C2.1	2/29,
88132100	12,0	4	100	755	755	108	132	C2.1	4/24
88130300	16,0	3	120	745	745	117	180	C2.1	3/36

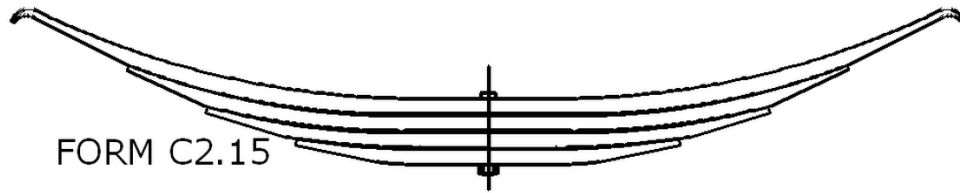
# BPW



Artikel.Nr.	Achsl.	Blattzahl	Breite	Lx	Ly	Paket- stärke	Spr.	Form	Bemerkungen, Remarks
Art.-No.	Axle Load	Leaves	Width			Total height	Free Arch	Shape	
88038800	9,0	4	100	500	500	68	86	C1	4/17,Stzweite 740,
88032500	8,0	4	100	503	503	62	103	C1	4/15,5,Stzweite 740,
88031700	8,0	3	100	515	515	63	67	C1	3/21,Stzweite 800,
88038300	9,0	3	100	515	515	69	46	C1	3/23,Stzweite 800,
88038400	6,0	2	100	520	520	46	59	C1	2/23,Stzweite 800,
88033000	8,0	3	100	550	550	63	92	C1	3/23,Stzweite 830,
88033100	9,0	3	100	550	550	69	83	C1	3/23,
88037900	6,0	3	100	557	557		109	C1	3/18,Stzweite 830,
88031600	9,0	3	100	570	570	72	73	C1	3/24,
88035400	9,0	3	100	595	595	66	93	C1	3/22,Stzweite 910,
88038600	14,0	4	100	595	595	104	41	C1	3/26,Stzweite 910,
88036200	8,0	3	100	600	600	63	103	C1	3/21,Stzweite 910,
88032800	10,0	3	100	605	605	78	62	C1	3/26,Stzweite 960,

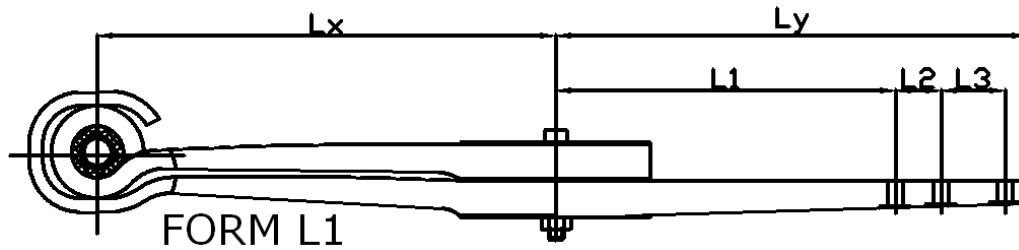


# BPW



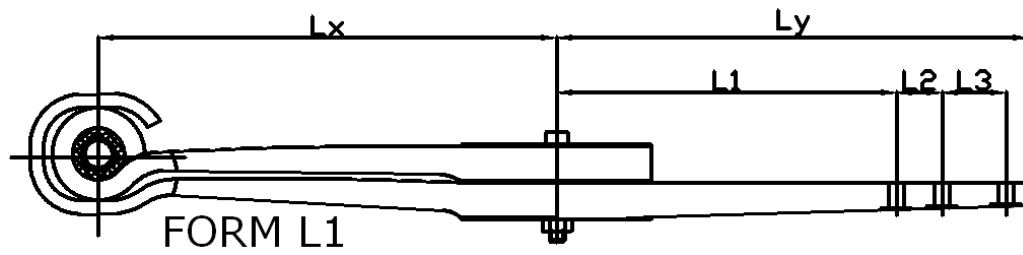
Artikel.Nr.	Achsl.	Blattzahl	Breite	Lx	Ly	Paket- stärke	Spr.	Form	Bemerkungen, Remarks
Art.-No.	Axle Load	Leaves	Width			Total height	Free Arch	Shape	
88120200	10,0	4	75	585	582	92	103	C2.15	4/20;Stzweite975
88120100	8,0	3	75	615	615	69	127	C2.15	3/20;Stzweite985
88120000	8,0	3	75	630	630	72	154	C2.15	3/21;Stzweite1025

# BPW



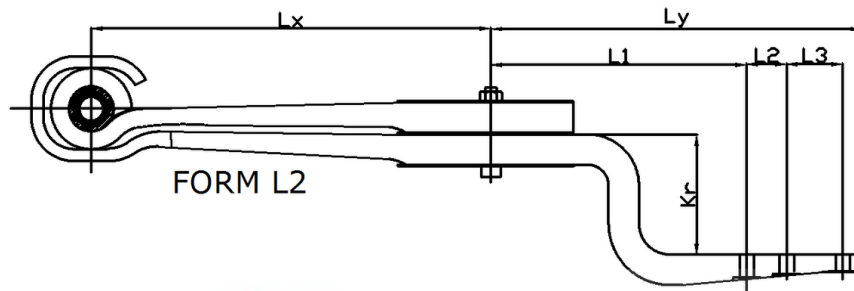
Artikel.Nr.	Achsl.	Blattzahl	Breite	Lx	Ly	L1	L2	L3	Paket- stärke	Spr.	Buchsen	Form	Bemerkungen, Remarks
Art.-No.	Axle Load	Leaves	Width						Total height	Free Arch	Bush	Shape	
88032700	10,0	2	100	500	395	250	50	70	72		30x60	L1	2/33,
88034800		2	100	500	395	250	50	70	92		30x57	L1	2/43,
88035000		2	100	500	395	250	50	70	85		30x60	L1	2/38,
88035500		2	100	500	440	295	50	70	82		30x60	L1	2/38,
88035600		2	100	500	440	295	50	70	92		30x60	L1	2/43,
88036400		2	100	500	440	295	50	70	72		30x60	L1	2/33,
88036600		2	100	500	395	250	50	70	72		30x57	L1	2/33,
88036700		2	100	500	395	250	50	70	82		30x60	L1	2/38,
88037400		2	100	500	440	295	50	70	92		30x60	L1	2/43,
88037600		2	100	500	440	295	50	70	82		30x60	L1	2/38,
88038500		2	100	500	440	295	50	70	72		30x60	L1	2/33,
88131200		2	100	500	440	295	50	70	72		30x60	L1	2/33,
88135700		2	100	500	440	295	50	70	82		30x57	L1	2/38,
88135800		2	100	500	395	250	50	70	82		30x57	L1	2/38,
88136100		2	100	500	440	295	50	70	82		30x57	L1	2/38,
88136400		2	100	500	440	295	50	70	92		30x57	L1	2/43,
88137100		2	100	500	440	295	50	70	92		30x57	L1	2/43,
88137200		2	100	500	440	295	50	70	72		30x57	L1	2/33,
88138100		2	100	500	440	295	50	70	92		30x57	L1	2/43,
88031400		2	100	550	395	250	50	70	72		30x57	L1	2/33,
88031800		2	100	550	395	250	50	70	86		30x57	L1	2/40,
88032100		2	100	550	465	320	50	70	89		30x60	L1	2/40,
88033500		2	100	550	535	390	50	70	95		30x60	L1	2/43,
88033700		2	100	550	465	320	50	70	95		30x60	L1	2/43,
88034400		2	100	550	395	250	50	70	92		30x57	L1	2/43,
88034600		2	100	550	465	320	50	70	95		30x60	L1	2/43,
88037700		2	100	550	425	280	50	70	86		30x57	L1	2/40,
88038200		2	100	550	465	320	50	70	95		30x60	L1	2/43,
88133600		2	100	550	465	320	50	70	95		30x60	L1	2/43,
88134400		2	100	550	535				86		x56,5	L1	1/43,
88135400		2	100	550	465	320	50	70	89		30x57	L1	2/40,
88137300		2	100	550	465	320	50	70	86		30,1x5 7	L1	2/40,
88137600	2	100	550	465	320	50	70	92		30x57	L1	2/43,	
88138500	2	100	550	535	390	50	70	92		30x57	L1	2/43,	
88132800	2	100	575	405	320	60		72		30x60	L1	2/33,	

# BPW



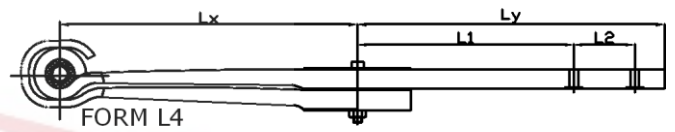
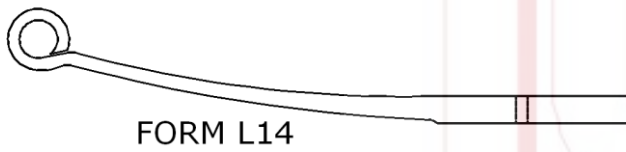
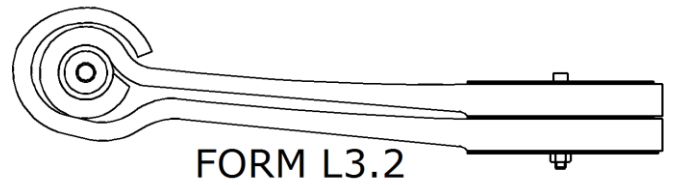
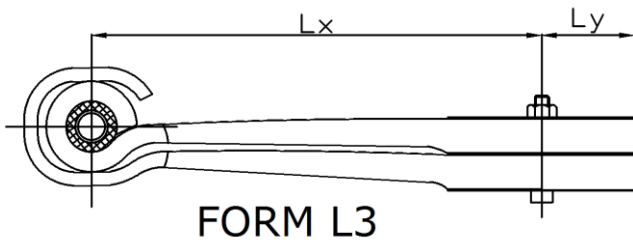
Artikel.Nr.	Achsl.	Blattzahl	Breite	Lx	Ly	L1	L2	L3	Paket- stärke	Spr.	Buchsen	Form	Bemerkungen, Remarks
Art.-No.	Axle Load	Leaves	Width						Total height	Free Arch	Bush	Shape	
88037300		2	100	670	405	250	50	70	92		30x60	L1	2/43,
88134100		2	100	690	395	250	50	70	96		30x60	L1	2/45,
88136200		2	100	690	395	250	50	70	94	33	30x57	L1	2/45,
88131700		2	100	720	405	260	50	70	117		30x60	L1	2/54,
88132000		2	100	720	405	260	50	70	89		30x60	L1	2/40,
88135200		2	100	720	405	260	50	70	114		30x57	L1	2/54,
88138300		2	100	720	405	260	50	70	114		30x57	L1	2/54,

# BPW



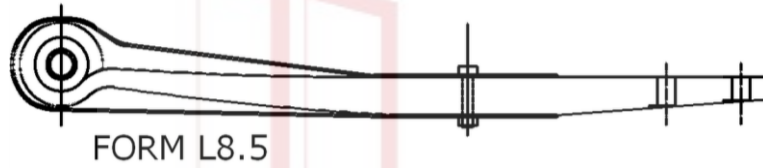
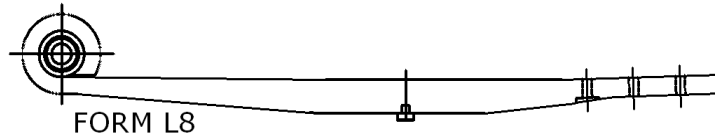
Artikel.Nr.	Blattzahl	Breite	Lx	Ly	L1	L2	L3	Paket- stärke	Spr.	Kr.	Buchsen	Form	Bemerkungen, Remarks
Art.-No.	Leaves	Width						Total height	Free Arch	Crank	Bush	Shape	
88034200	2	100	470	450	305	50	70	72	-2	100	30x57	L2	2/33,
88136700	2	100	470	450	305	50	70	82	-12	100	30x57	L2	2/38,
88035700	2	100	500	465	320	50	70	82	-8	150	30x60	L2	2/38,
88035800	2	100	500	465	320	50	70	92	-18	150	30x60	L2	2/43,
88036300	2	100	500	465	320	50	70	72	-2	150	30x60	L2	2/33,
88137700	2	100	500	465	320	50	70	92	-18	150	30x57	L2	2/43,
88138000	2	100	500	465	320	50	70	72		150	30x57	L2	2/33,
88032200	2	100	550	380	235	50	70	75		100	30x60	L2	2/33,
88031900	2	100	550	465	320	50	70	89		120	30x60	L2	2/40,
88033900	2	100	550	465	320	50	70	95		120	30x60	L2	2/43,
88038000	2	100	550	465	320	50	70	89		150	30x60	L2	2/40,
88133700	2	100	550	465	320	50	70	86		150	30x57	L2	2/40,
88133800	2	100	550	465	320	50	70	89		120	30x60	L2	2/40,
88134900	2	100	550	465	320	50	70	86		120	30x57	L2	2/40,
88135500	2	100	550	465	320	50	70	89		50	30x60	L2	2/40,
88135600	2	100	550	465	320	50	70	89		50	30x60	L2	2/40,
88136600	2	100	550	465	320	50	70	92		120	30x57	L2	2/43,
88137800	2	100	550	465	320	50	70	92		120	30x57	L2	2/43,
88136500	2	100	720	465	320	50	70	86		120	30x57	L2	2/40,

# BPW



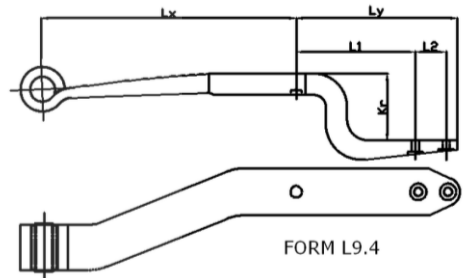
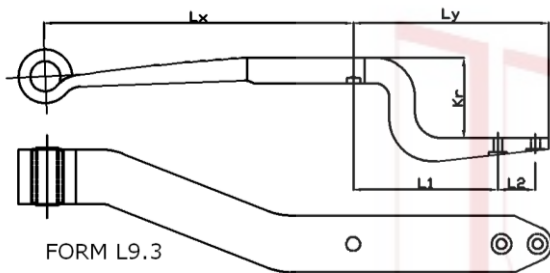
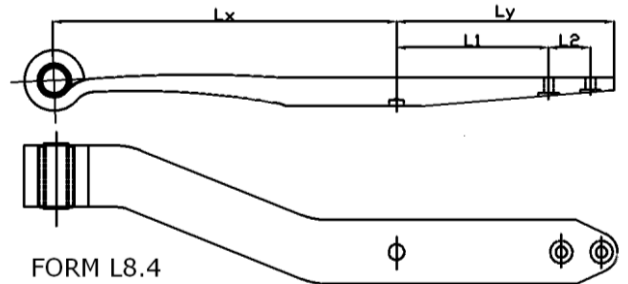
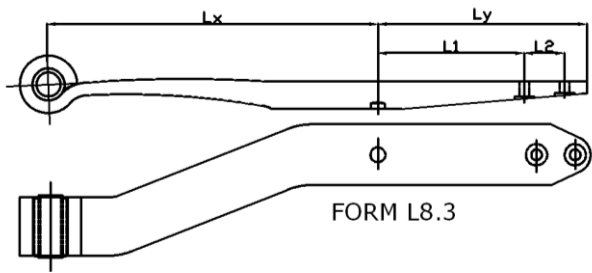
Artikel.Nr.	Blattzahl	Breite	Lx	Ly	L1	L2	Paket- stärke	Spr.	Buchsen	Form	Bemerkungen, Remarks
Art.-No.	Leaves	Width					Total height	Free Arch	Bush	Shape	
88152800	2	100	500	103			92		30x57	L3	2/43,
88132300	2	100	500	103			72		30x60	L3	2/33,
88150700	2	100	500	103					30x57	L3	2/43,
88159900	2	100	550	103			108		30/57	L3	2/51,
88131500	2	100	550	103			95		30x60	L3	2/43,
88132600	2	100	550	105			80		30x60	L3	2/33,
88153400	2	100	550	130			92		30x57	L3	2/43,
88134000	2	100	550	130			92		30x60	L3	2/43,
88153300	2	100	622	110			106		30x57	L3	2/50,
88131900	2	100	670	103			86		x58	L3	2/40,
88150500	2	100	720	103			103		30x57	L3	2/54,
88030200	2	100	500	103			78		30x60	L3.2	2/33,
88032000	2	100	550	315	220	70	89		30x60	L4	2/40,
88135100	2	100	550	315	220	70	89		30x60	L4	2/40,
88136300	2	100	550	315	220	70	86		30x57	L4	2/40,
88158600	1	100	575	33			56		30x57	L14	1/56,

# BPW



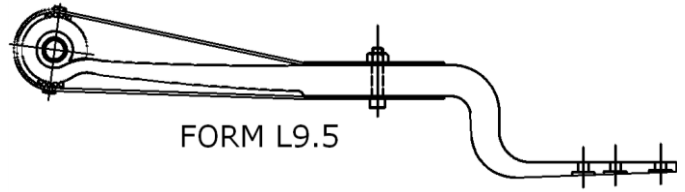
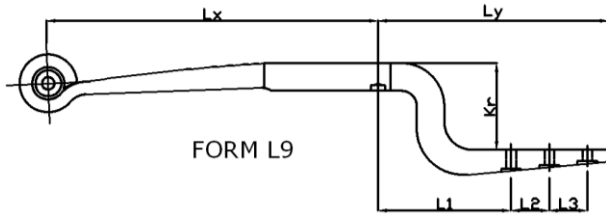
Artikel.Nr.	Blattzahl	Breite	Lx	Ly	L1	L2	L3	Paket- stärke	Spr.	Buchsen	Form	Bemerkungen, Remarks
Art.-No.	Leaves	Width						Total height	Free Arch	Bush	Shape	
88138700	1	80	430	350	255	70		45		30x57	L8.5	1/45,
88139800	1	80	430	350	255	70		45		30x57	L8.5	1/45,
88033400	1	100	500	310	165	50	70	44		30x60	L8	1/40,
88135000	1	100	500	310	165	50	70	44		30x60	L8	1/40,
88130800	1	100	500	440	295	50	70	48		30x57	L8.5	1/48,
88132700	1	100	500	440	295	50	70	48		30x57	L8.5	1/48,
88131100	1	100	500	440	295	50	70	60		30x60	L8.5	1/60,
88137000	1	100	575	325	230	70		48		30x57	L8	1/48,
88138400	1	100	575	325	230	70		48		x74	L8	
88135900	1	100	575	365	220	50	70	51		30x57	L8	1/51,
88133900	1	100	578	295	200	70		48		30x57	L8	1/48,
88159800	1	100	578	295	200	70		51		30x57	L8	1/51,
88137500	1	100	765	295	200	70		60		30x57	L8	1/60,

# BPW



Artikel.Nr.	Blattzahl	Breite	Lx	Ly	L1	L2	L3	Paket-	Spr.	Kr.	Buchsen	Form	Bemerkungen, Remarks
Art.-No.	Leaves	Width						stärkte					
								height	Arch				
88134600	1	100	575	295	200	70		50	20		30x57	L8.3	Li 3 D-Lenker m. Sil.-Bl., Re 881345, 1/48
88134500	1	100	575	295	200	70		50	20		30x57	L8.4	Re 3 D-Lenker m. Sil.-Bl., Li 881346, 1/48
88139000	1	100	575	295	200	70		54	20		30x57	L8.3	Li 3 D-Lenker m. Sil.-Bl., Re 881389, 1/54
88138900	1	100	575	295	200	70		54	20		30x57	L8.4	Re 3 D-Lenker m. Sil.-Bl., Li 881390, 1/54
88130700	1	100	500	465	320	50		50		150	30x57	L9.3	Li 3D-Lenker m. Sil.-Bl., Fangblech, Re 881306
88130600	1	100	500	465	320	50		50		150	30x57	L9.4	Re 3 D-Lenker m. Sil.-Bl., Fangblech, Li 881307
88133300	1	100	500	465	320	50	70	50		205	30x57	L9.3	Li 3 D-Lenker m. Sil.-Bl., Fangblech, Re 881332
88133200	1	100	500	465	320	50	70	50		205	30x57	L9.4	Re 3 D-Lenker m. Sil.-Bl., Fangblech, Li 881333
88151200	1	100	575	295	200	70		50	20	30	30x57	L9.3	Li 3 D-Lenker m. Sil.-Bl., Re 881511, 1/50
88151100	1	100	575	295	200	70		50	20	30	30x57	L9.4	Re 3 D-Lenker m. Sil.-Bl., Li 881512, 1/50
88134800	1	100	575	365	270	70		50		150	30x57	L9.3	Li 3 D-Lenker m. Sil.-Bl., Re 881347
88134700	1	100	575	365	270	70		50		150	30x57	L9.4	Re 3 D-Lenker m. Sil.-Bl., Li 881348
88139200	1	100	575	365	270	70		56		150	30x57	L9.3	Li 3 D-Lenker m. Sil.-Bl., Re 881391, 1/50
88139100	1	100	575	365	270	70		56		150	30x57	L9.4	Re 3 D-Lenker m. Sil.-Bl., Li 881392, 1/50
88151900	1	100	575	365	270	70		50		100	30x57	L9.3	Li 3 D-Lenker m. Sil.-Bl., Re 881518, 1/50
88151800	1	100	575	365	270	70		50		100	30x57	L9.4	Re 3 D-Lenker m. Sil.-Bl., Li 881519, 1/50
88155000	1	100	575	365	270	70		50		30	30x57	L9.3	Li 3 D-Lenker m. Sil.-Bl., Re 881549, 1/50
88154900	1	100	575	365	270	70		50		30	30x57	L9.4	Re 3 D-Lenker m. Sil.-Bl., Li 881550, 1/50
88155000	1	100	575	365	270	70		50		9	30x57	L9.3	Li 3 D-Lenker m. Sil.-Bl., Re 881554, 1/50
88155400	1	100	575	365	270	70		50		9	30x57	L9.4	Re 3 D-Lenker m. Sil.-Bl., Li 881550, 1/50
88154500	1	100	575	365	245	70		50		150	30x57	L9.3	Li 3 D-Lenker m. Sil.-Bl., Re 881545
88154400	1	100	575	365	245	70		50		150	30x57	L9.4	Re 3 D-Lenker m. Sil.-Bl., Li 881545

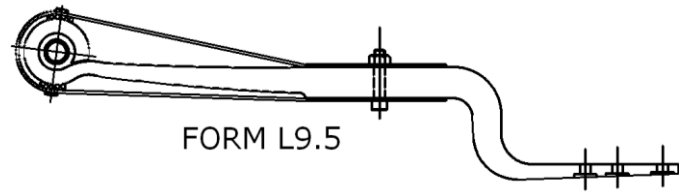
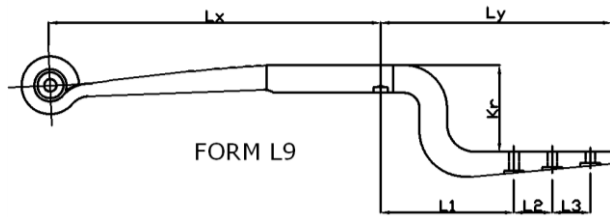
# BPW



Artikel.Nr.	Achsl.	Blattzahl	Breite	Lx	Ly	L1	L2	L3	Paket- stärke	Spr.	Kr.	Buchsen	Form	Bemerkungen, Remarks
Art.-No.	Axle Load	Leaves	Width						Total height	Free Arch	Crank	Bush	Shape	
050821390000		1	70	575		200	70		56	24	30	30x60	L9	1/56,
050821389000		1	70	575		270	70		56	24	30	30x60	L9	1/56,
050821388000		1	70	575		270	70		56	-66	100	30x60	L9	1/56,
050821401000		1	70	575		270	70		56	-66	185	30x60	L9	1/56,
050821402000		1	70	575		200	70		62	18	30	30x60	L9	1/62,
050821396000		1	70	575		270	70		62	18	30	30x60	L9	1/62,
050821395000		1	70	575		270	70		62	-72	110	30x60	L9	1/62,
050821404000		1	70	575		270	70		62	-72	185	30x60	L9	1/62,
050821408000		1	70	625		270	70		60	54	205	30x60	L9	1/60,
050821412000		1	70	575		270	70		62	-72	185	30x60	L9	1/62
050821404000		1	70	575		270	70		62	-116	185	30x60	L9	1/56
050821417000		1	70			270	70		56	-66	170	30x60	L9	
88150800		1	100	575	295	200	70		48		30	30x57	L9	1/48,
88152200		1	100	575	295	200	70		51		30	30x57	L9	1/51,
88160000		1	100	575	320	225	70		56		45	30x57	L9	1/56,
88134200		1	100	575	365	270	70		48		150	30x57	L9	1/48,
88150600		1	100	575	365	270	70		48		100	30x57	L9	1/48,
88151300		1	100	575	365	270	70		48		30	30x57	L9	1/48,
88154200		1	100	575	365	270	70		48	26	205	30x57	L9	1/48,
88136000		1	100	575	365	270	70		51		150	30x57	L9	1/51,
88152100		1	100	575	365	270	70		51		30	30x57	L9	1/51,
88153200		1	100	575	365	270	70		51		100	30x57	L9	1/51,
88158700		1	100	575	365	270	70		51		100	30x57	L9	1/51,
88154100		1	100	575	390	245	50	70	48	23	150	30x57	L9	1/48,
88158500		1	100	575	390	245	50	70	56		163	30x57	L9	1/56,
88154700		1	100	575	390	245	50	70	58		163	30x57	L9	1/58,
88160500		1	100	575	415	270	70	50	56		45	30x57	L9	1/56,
88151600		1	100	625	365	270	70		51		150	30x57	L9	1/51,
88155600		1	100	625	365	270	70		51	19	30	30x57	L9	1/51,
88154000		1	100	625	365	270	70		54	16	30	30x57	L9	1/54,
88158800		1	100	625	365	270	70		54		150	30x57	L9	1/54,
88155100		1	100	695	350	255	70		58		110	30x57	L9	1/58,
88160600		1	100	695	515	255	70		58		110	30x57	L9	1/58,
88130500		1	100	500	465	320	50	70	48		150	30x57	L9.5	1/48,
88151000		1	100	500	465	320	50	70	48	74	150	30x57	L9.5	1/48,

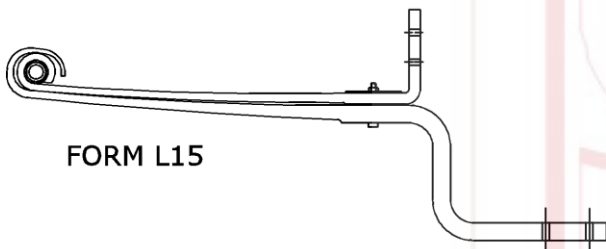
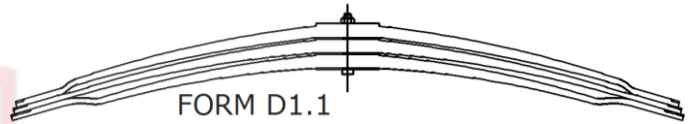
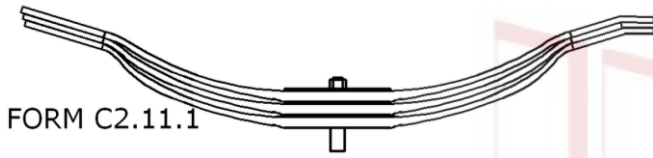
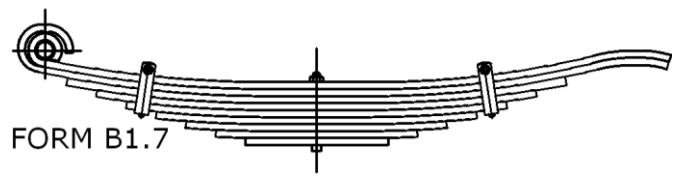
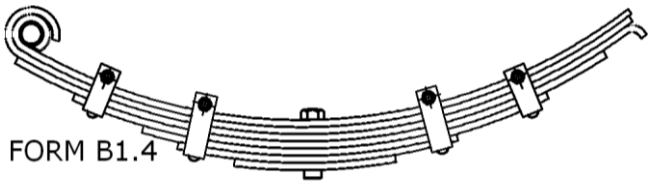


# BPW



Artikel.Nr.	Achsl.	Blattzahl	Breite	Lx	Ly	L1	L2	L3	Paket- stärke	Spr.	Kr.	Buchsen	Form	Bemerkungen, Remarks
Art.-No.	Axle Load	Leaves	Width	Total height	Free Arch	Crank	Bush	Shape						
88152700	10,0	1	100	500	573	345	70		48		205	30x57	L9.5	1/48,
88131600		1	100	500	465	320	50	70	52			30x68	L9.5	1/52,
88038700		1	100	500	465	320	50	70	43		150	30x60	L9.5	1/43,
88132200		1	100	500	465	320	50	70	48		205	30x57	L9.5	1/48,

# BPW

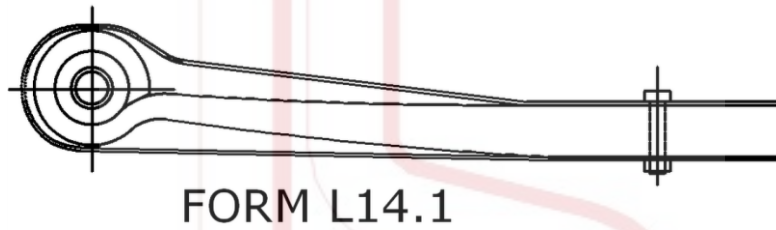
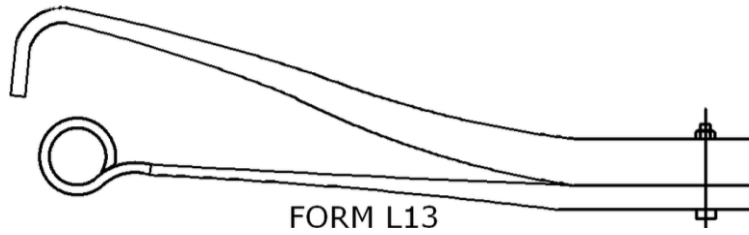


Artikel.Nr.	Achsl.	Blattzahl	Breite	Lx	Ly	L1	L2	L3	L4	Paket- stärke	Spr.	Kr.	Buchsen	Form	Bemerkungen, Remarks
Art.-No.	Axle Load	Leaves	Width							Total height	Free Arch	Crank	Bush	Shape	
88072800		11	80	530	620					132			30x35	B1.7	11/12
88061200	7,3	11	80	608	745					132	70		28x42	B1.4	Stützw.1200,11/12,3.Lg.m .Haken
88072800		11	80	530	620					132			30x35	B1.7	11/12
88072700		11	80	530	620					132			30x35		11/12
88125000	11,0	2	100	543	569					61	43			C2.11.1	2/26
25868100	12,0	3	100	109 5	104 5					177	70			D1.1	3/56,
25868000	12,0	3	100	840	790					138	70			D1.1	3/43,
88131000	11,5	2	80	828	665	515	120			97		255	32x37	L15	1/30,1/58
88130100	13,0	2	90	894	743	580	120			102		325	32x45	L15	1/33,1/60
88133000	11,5	2	80	950	665	515	120			95		265	30x34	L15	1/30,1/65,
88035900	11,5	2	80	825	665	515	120					246	28x34	L15	1/30,1/58,
88036900	11,5	2	80	920	665	515	120			95		255	30x34	L15	1/30,1/58,
88037100	10,0	2	80	950	610	460	120			88		225	30x34	L15	1/30,1/58,
88037800	11,5	2	80	825	665	515	120			88		255	28x34	L15	1/30,1/58,
88131400	11,5	2	80	825	665	515	120			97			32x38	L15	1/30,1/58
88132900	6,3	2	70	790	610	425	35	35	85	68		237	30x34	L15	1/27,1/41,
88133500	6,3	2	70	790	610	425	35	35	85	68		237	16x34	L15	1/27,1/41,
88138200		3	100	690	370	275	70			135				L15	3/45

# EYLERT

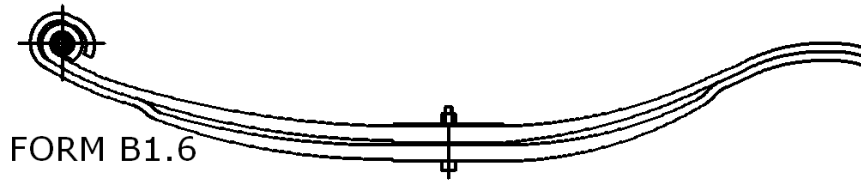
Artikel.Nr.	Achsl.	Blattzahl	Breite	Lx	Ly	Paket- stärke	Spr.	Form	Buchsen	Bemerkungen, Remarks
Art.-No.	Axle Load	Leaves	Width			Total height	Free Arch	Shape	Bush	
22300600	16.0	14	70	502	650	94	114		26x32	2/8,6/7,6/6,Stzw.950,
22314100	8.0	17	80	538	732	157	115		28x34	1/11,2/10,14/10
22303300	16.0	15	80	600	805	135			28x34	15/9,
22314400	16.0	18	80	600	805	164			28x34	1/11,17/9
22314600	16.0	20	80	600	805	183	140		28x34	1/11,1/10,18/9,
22305100	16.0	17	80	670	670	153	110			17/9
22304600	16.0	20	80	725	725	169	140			9/9,11/8
22310100	20.0	17	100	653	855	176	145		35x42	3/12,14/10,
22307000	20.0	17	100	653	855	176	150		35x42	3/12,14/10,
22319700	20.0	19	100	802	865	211	170		35x42	2/12,17/11,

# FLOOR



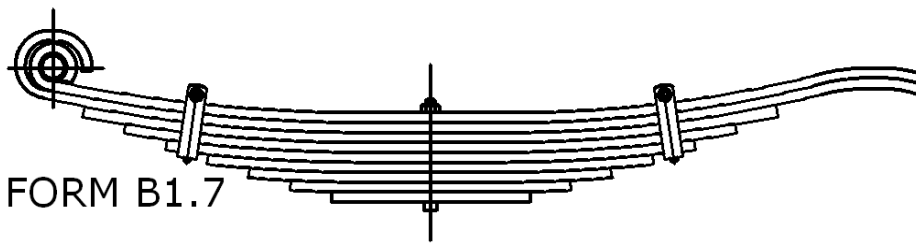
Artikel.Nr.	Achsl.	Blattzahl	Breite	Lx	Ly	Paket-	Spr.	Buchsen	Form	Bemerkungen, Remarks
Art.-No.	Axle Load	Leaves	Width			Total	Free Arch	Bush	Shape	
09827300	13	3	100	615	125	118		R55	L13	2/40;1/30;
09937500		2	100	615	125	84	88	R55		2/30
09937600		2	100	615	125	90	78	R53		2/30
09969100		1	100	555	115	57		30x56	L14.1	1/54

# GIGANT



Artikel.Nr.	Achsl.	Blattzahl	Breite	Lx	Ly	Paket- stärke	Spr.	Buchsen	Form	Bemerkungen, Remarks
Art.-No.	Axle Load	Leaves	Width			Total height	Free Arch	Bush	Shape	
27102400	2,1	2	70	384	435	32	60	20x52	B1.6	2/13,
27100800	2,1	2	70	385	440	34	60	26x32	B1.6	2/14,Stzw.750,
27102300	2,8	2	70	384	435	36	60	20x52	B1.6	2/15,
27100900	4,0	2	70	385	440	42	60	26x32	B1.6	2/18,Stzw.750,
27101500	4,0	2	70	385	440	40	60	20x52	B1.6	2/17,
27102500	4,5	2	70	385	440	42	60	20x52	B1.6	2/18,
27102800	5,0	2	70	385	440	46	60	20x52	B1.6	2/20,
27101600	3,5	2	80	385	440	36	60	20x52	B1.6	2/15,
27100100	4,0	2	80	385	440	40	60	28x34	B1.6	2/17,Stzw.750,
27101700	4,0	2	80	385	440	38	60	20x52	B1.6	2/16,
27102700	4,0	2	80	458	512	42	60	20x52	B1.6	2/18,
27100200	4,0	2	80	460	515	42	60	28x34	B1.6	Stzw.900,2/18,
27101200	4,5	2	80	380	435	40	40	28x34	B1.6	Stzw.750,2/17,
27100300	5,0	2	80	385	440	44	60	28x34	B1.6	Stzw.750,2/19,
27101400	5,0	2	80	385	440	44	60	28x34	B1.6	2/19,
27101800	5,0	2	80	385	440	42	60	20x52	B1.6	2/18,
27103000	5,0	2	80	385	440	42	60	20x52	B1.6	2/18,
27101300	5,0	2	80	518	570	52	60	28x34	B1.6	2/23,
27102600	6,0	2	80	377	432	46	32	20x52	B1.6	2/20,
27101000	6,0	2	80	379	430	46	31	28x34	B1.6	Stzw.750,2/20,
27101100	6,0	2	80	385	440	46	60	28x34	B1.6	Stzw.750,2/20,
27101900	6,0	2	80	385	440	46	60	20x52	B1.6	2/20,
27102000	6,0	2	80	458	512	50	60	20x52	B1.6	2/22,
27102900	6,0	2	80	458	512	50	60	20x52	B1.6	2/22,
27100500	6,0	2	80	460	512	50	60	28x34	B1.6	Stzw.900,2/22,
27102100	6,0	2	80	517	570	52	60	20x52	B1.6	2/23,
27100400	6,0	2	80	518	570	52	60	28x34	B1.6	Stzw.1020,2/24,
27102200	8,0	2	80	518	570	58	60	20x52	B1.6	2/26,
27103100	8,0	2	80	518	575	66	60	20x52	B1.6	2/30,
27100600	8,0	2	80	519	570	62	60	28x34	B1.6	Stzw.1020,2/28,
27130700		2	80	552	628	38	100	28x34	B1.6	2/16,

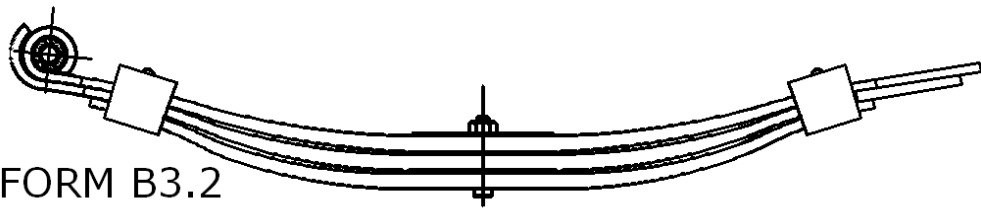
# GIGANT



FORM B1.7

Artikel.Nr.	Achsl.	Blattzahl	Breite	Lx	Ly	Paket- stärke	Spr.	Buchsen	Form	Bemerkungen, Remarks
Art.-No.	Axle Load	Leaves	Width			Total height	Free Arch	Bush	Shape	
27042300	1,5	5	60	262	313	30	50	24x28	B1.7	Stzw.510,5/6,
27042900	1,5	4	70	262	313	24	50	26x32	B1.7	4/6
27040600	2,1	6	70	382	435	48	60	26x32	B1.7	Stzw.750,6/8,
27044000	2,1	6	70	382	435	43	60	20x52	B1.7	1/8,5/7,
27040500	2,8	6	70	382	435	54	60	26x32	B1.7	Stzw.750,6/9,
27044100	2,8	8	70	382	435	57	60	20x52	B1.7	1/8,7/7,
27040400	4,0	6	70	382	435	60	60	26x32	B1.7	Stzw.750,6/10,
27044200	4,0	6	70	382	435	66	60	20x52	B1.7	1/10,7/8,
27042500	4,0	6	70	406	460	60	130	26x32	B1.7	Stzw.750,6/10,
27041100	4,0	8	70	457	510	80	60	26x32	B1.7	Stzw.900,8/10,
27045400	4,0	7	70	457	510	67	60	20x52	B1.7	4/10,3/9,
27040000	4,5	7	70	382	435	70	60	26x32	B1.7	Stzw.750,7/10,
27044300	4,5	7	70	382	435	65	60	20x52	B1.7	1/11,6/9,
27042700	3,0	7	80	382	435	56	60	28x34	B1.7	Stzw.750,7/8,
27042800	3,0	7	80	382	435	58	60	28x34	B1.7	Stzw.750,1/10,6/8
27044400	3,0	6	80	382	435	48	60	20x52	B1.7	6/8,
27042100	3,5	8	80	382	435	64	60	28x34	B1.7	Stzw.750,8/8
27044500	3,5	6	80	382	435	50	60	20x52	B1.7	2/9,4/8,
27044600	4,0	7	80	382	435	57	60	20x52	B1.7	1/9,6/8,
27042200	4,0	8	80	457	510	72	60	28x34	B1.7	Stzw.900,8/9,
27045300	4,0	7	80	457	510	63	60	20x52	B1.7	7/9,
27042400	4,5	9	80	382	435	72	60	28x34	B1.7	Stzw.750,9/8,
27045200	4,5	6	80	382	435	56	60	20x52	B1.7	2/10,4/9,
27041500	5,0	6	80	382	435	60	60	28x34	B1.7	Stzw.750,6/10,
27042600	5,0	8	80	382	435	68	60	28x34	B1.7	Stzw.750,2/10,6/8,
27044700	5,0	6	80	382	435	60	60	20x52	B1.7	6/10,
27040100	6,0	7	80	382	435	70	60	28x34	B1.7	Stzw.750,7a10,
27044800	6,0	7	80	382	435	71	60	20x52	B1.7	1/11,6/10,
27040200	6,0	10	80	457	510	100	60	28x34	B1.7	Stzw.900,10/10
27044900	6,0	8	80	457	510	82	60	20x52	B1.7	2/11,6/10,
27040900	6,0	8	80	516	570	96	60	28x34	B1.7	Stzw.1020,8/12,
27045000	6,0	7	80	516	570	84	60	20x52	B1.7	7/12,
27041000	8,0	10	80	516	570	120	60	28x34	B1.7	10/12,Stzw.1020,
27045100	8,0	9	80	516	570	109	60	20x52	B1.7	1/13,8/12,
27040800	9,0	8	80	382	435	96	60	28x34	B1.7	Stzw.750,8/12,
27040700	12,0	9	100	457	510	117	60	30x36	B1.7	Stzw.900,9/13,

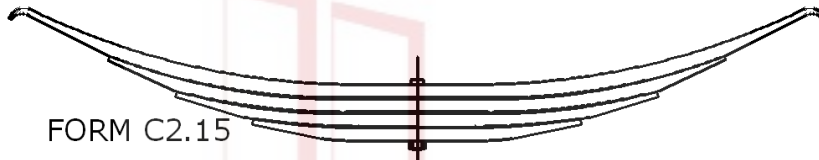
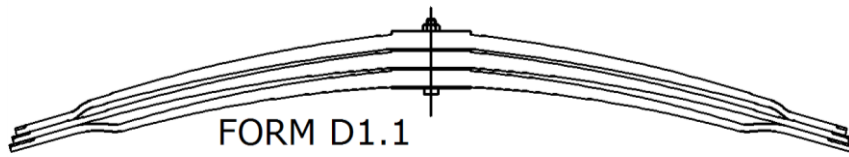
# GIGANT



FORM B3.2

Artikel.Nr.	Achsl.	Blattzahl	Breite	Lx	Ly	Paket-	Spr.	Buchsen	Form	Bemerkungen, Remarks
Art.-No.	Axle Load	Leaves	Width			stärke				
27120700	3,5	2	80	555	655	44		30x60	B3.2	2/19
27120400	6	3	80	615	700	69	105	30x60	B3.2	3/20; Stutzw.1200
27120000	8	3	100	507	605	66		30x60	B3.2	3/19;
27120100	8	3	100	615	700	69		30x60	B3.2	3/20;
27120200	9	3	100	507	605	69	87	30x60	B3.2	3/20; Stutzw.1000
27120500	9	3	100	615	700	75	90	30x60	B3.2	3/22; Stutzw.1200
27120300	10	3	100	507	605	75	78	30x60	B3.2	3/22; Stutzw.1200
27120600	10	3	100	615	700	78	88	30x60	B3.2	3/23; Stutzw.1200

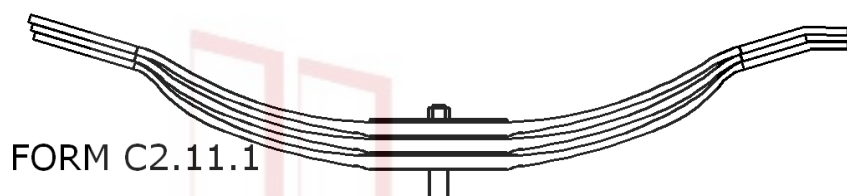
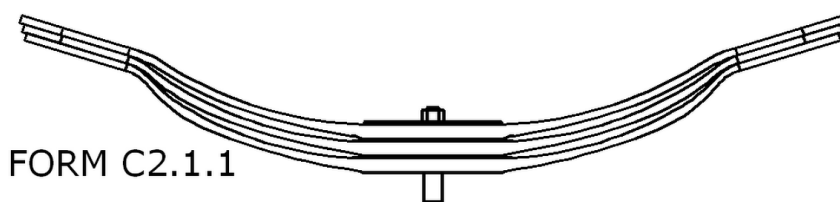
# GIGANT



Artikel.Nr.	Achsl.	Blattzahl	Breite	Lx	Ly	Paket- stärke	Spr.	Form	Bemerkungen, Remarks
Art.-No.	Axle Load	Leaves	Width			Total height	Free Arch	Shape	
27090300	20,0	3	60	325	325	24	40	C2.15	3/8,
27090600		3	60	330	330	30	40	C2.15	3/10,
27092800		3	60	350	350	30	50	C2.15	3/10,
27090400		4	60	325	325	32	40	C2.15	4/8,
27090700		4	60	330	330	40	40	C2.15	4/10,
27090500		5	60	325	325	40	40	C2.15	5/8,
27090800		5	60	330	330	50	48	C2.15	5/10,
27092700		5	60	325	325	45	10	C2.15	5/9,
27113000		9	100	515	515	144	72	C2.15	9/16,
27037500		3	100	720	720	99		D1.1	3/29,
27132600		3	100	778	778	108	94	D1.1	3/32,
27133900		3	100	778	778	111		D1.1	3/33,
27130000		4	100	778	778	131	95	D1.1	4/29,
27130100		4	100	778	778	135	96	D1.1	4/30,
27132000		4	100	778	778	147	92	D1.1	4/33,

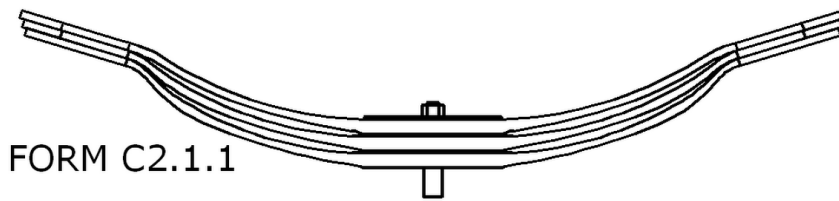


# GIGANT

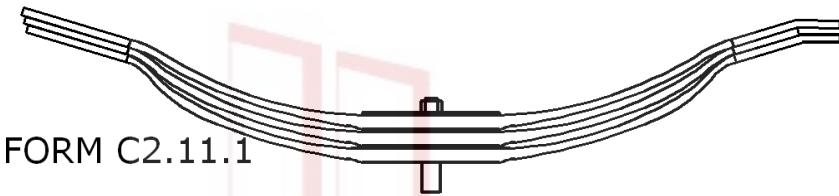


Artikel.Nr.	Achsl.	Blattzahl	Breite	Lx	Ly	Paket- stärke	Spr.	Form	Bemerkungen, Remarks
Art.-No.	Axle Load	Leaves	Width			Total height	Free Arch	Shape	
27093300	9,0	1	70	570	570	44	85	C2.1.1	1/38
27093100	9,0	2	70	485	490	59	75	C2.1.1	2/25
27093200	9,0	2	70	570	570	63	85	C2.1.1	2/27
27093100	9,0	2	70	485	490	59	75	C2.1.1	2/25
27093500	9,0	3	70	485	490	87	75	C2.1.1	3/25
27093400	10,5	2	70	600	600	69	100	C2.1.1	2/30
27080200	4,0	2	80	610	645	44	125	C2.11.1	2a19,Stzw.1000,
27085100	6,0	2	80	480	520	46	78	C2.11.1	2a20,Stzw.776,
27080300	6,0	3	80	605	642	66	125	C2.11.1	3a19,Stzw.1000,
27087300	6,0	3	80	725	725	72	140	C2.1.1	3a21,Stzw.1200,
27086300	8,0	2	80	562	595	56	132	C2.11.1	2/25,
27080100	8,0	3	80	604	646	72	117	C2.11.1	3a21,Stzw.1000,
27085000	8,0	3	80	480	519	69	80	C2.11.1	3a20,Stzw.776,
27089400	8,0	3	80	495	528	69	86	C2.11.1	3a20,Stzw.800,
27081700	8,0	4	80	548	581	80	78	C2.11.1	4/18,
27082000	8,0	4	80	548	581	80	83	C2.11.1	4a18,Stzw.910,
27085700	8,0	4	80	480	520	76	76	C2.11.1	4a17,Stzw.776,
27085800	8,0	4	80	480	520	76	78	C2.11.1	4/17,Sützw.776,
27085900	8,0	4	80	480	520	76	85	C2.11.1	4/17,Stützw.776,
27083200	10,0	3	80	553	585	78	95	C2.11.1	3a23,Stzw.910,
27083500	10,0	3	80	485	519	72	84	C2.11.1	3a21,Stzw.776,
27086200	10,0	3	80	545	570	81	54	C2.11.1	3/23,
27089500	10,0	3	80	495	535	75	90	C2.11.1	3a22,Stzw.800,
27080900	6,0	3	100	610	650	57	125	C2.11.1	3a16,Stzw.1000,
27084800	8,0	2	100	560	592	50	122	C2.11.1	2a22,Stzw.910,
27086000	8,0	2	100	545	578	53	65	C2.11.1	2/22,Stzw.910,
27088400	8,0	2	100	610	622	55	73	C2.11.1	2/23,Stzw.1000,
27089000	8,0	2	100	600	628	55	73	C2.11.1	2/23,Stzw.1000,
27089900	8,0	2	100	545	572	53	64	C2.11.1	2/22,

# GIGANT



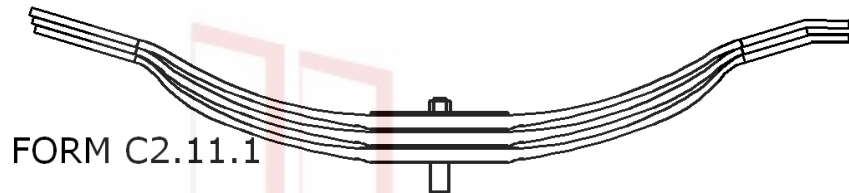
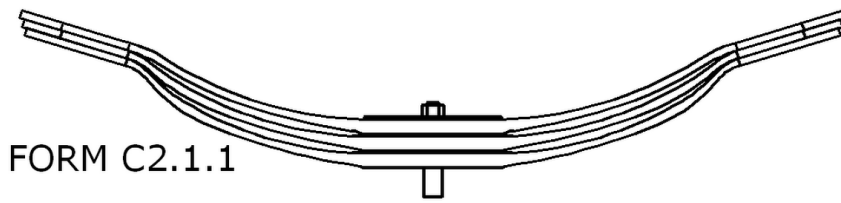
FORM C2.1.1



FORM C2.11.1

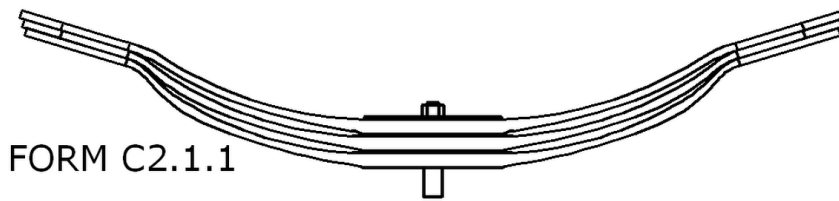
Artikel.Nr.	Achsl.	Blattzahl	Breite	Lx	Ly	Paket- stärke	Spr.	Form	Bemerkungen, Remarks
Art.-No.	Axle Load	Leaves	Width			Total height	Free Arch	Shape	
27080000	8,0	3	100	640	680	81	72	C2.11.1	3/24,
27080400	8,0	3	100	605	642	66	125	C2.11.1	3a19,Stzw.1000,
27081000	8,0	3	100	545	572	66	58	C2.11.1	3/18,Stzw.910,
27081400	8,0	3	100	563	590	63	120	C2.11.1	3a18,Stzw.910,
27081800	8,0	3	100	545	572	66	58	C2.11.1	3/18,Stzw.910,
27082300	8,0	3	100	563	596	63	120	C2.11.1	3a18,Stzw.910, ,
27082400	8,0	3	100	495	528	57	92	C2.11.1	3a16,Stzw.800,
27082800	8,0	3	100	495	535	57	92	C2.11.1	3/16,
27083700	8,0	3	100	563	596	63	120	C2.11.1	3/18,Stützw. 910,
27083800	8,0	3	100	610	650	66	125	C2.11.1	3/19,Stützw. 1000,
27084400	8,0	3	100	485	520	57	94	C2.11.1	3a16,Stzw.776,
27086400	8,0	3	100	475	505	60	49	C2.11.1	3/16,Stzw.776,
27086600	8,0	3	100	470	510	57	39	C2.11.1	3/16,Stzw.776,
27087400	8,0	3	100	705	730	69	140	C2.11.1	3a20,Stzw.1200,
27091600	8,0	3	100	610	650	107	122	C2.11.1	3/19,
27092000	8,0	3	100	563	596	104	120	C2.11.1	3/18,
27081900	8,0	4	100	560	593	72	122	C2.11.1	4a16,Stzw.910,
27084100	8,0	4	100	485	525	64	97	C2.11.1	4a14,Stzw.776,
27084900	8,0	4	100	610	653	76	132	C2.11.1	4a16,Stzw.1000,
27089700	9,0	2	100	567	600	52	132	C2.11.1	2a23,Stzw.910,
27091100	9,0	2	100	545	578	52	65	C2.11.1	2/23
27085200	9,0	3	100	563	596	66	124	C2.11.1	3a19,Stzw.910,
27086800	10,0	2	100	568	602	56	139	C2.11.1	2/25
27087100	10,0	2	100	545	572	59	67	C2.11.1	2/25
27088500	10,0	2	100	605	628	59	73	C2.11.1	2/25,Stzw.1000,
27088700	10,0	2	100	605	628	59	73	C2.11.1	2/25,Stzw.1000,
27130800	10,0	2	100	620	620	97	158	C2.11.1	2/25,
27080500	10,0	3	100	610	645	72	130	C2.11.1	3a21,Stzw.1000,
27081100	10,0	3	100	545	572	72	58	C2.11.1	3/20,Stzw.910,

# GIGANT

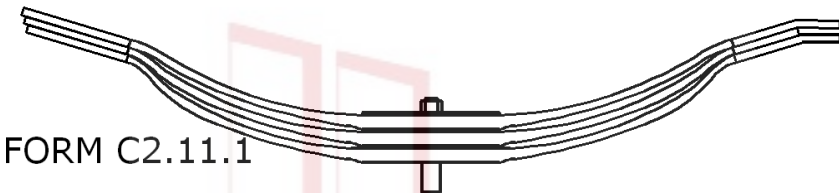


Artikel.Nr.	Achsl.	Blattzahl	Breite	Lx	Ly	Paket- stärke	Spr.	Form	Bemerkungen, Remarks
Art.-No.	Axle Load	Leaves	Width			Total height	Free Arch	Shape	
27081300	10,0	3	100	545	578	72	58	C2.11.1	3/20,Stzw.910,
27081500	10,0	3	100	565	592	69	129	C2.11.1	3a20,Stzw.910
27082500	10,0	3	100	495	529	63	83	C2.11.1	3a18,Stzw.800,
27083600	10,0	3	100	610	650	72	130	C2.11.1	3/21,Stütz. 1000,
27084500	10,0	3	100	485	520	63	91	C2.11.1	3a18,Stzw.776,
27085500	10,0	3	100	610	650	72	130	C2.11.1	3a21,Stzw.1000,
27086500	10,0	3	100	475	504	66	49	C2.11.1	3/18,Stzw.776,
27086700	10,0	3	100	475	510	63	49	C2.11.1	3/18,Stzw.776,
27087200	10,0	3	100	600	625	140		C2.11.1	3/30,
27087500	10,0	3	100	705	732	78	144	C2.11.1	3a23,Stzw.1200,
27091300	10,0	3	100	545	572	69	57	C2.11.1	3/20
27092400	10,0	3	100	565	598	110	129	C2.11.1	3/20,
27092500	10,0	3	100	545	572	72	57	C2.11.1	3/20
27092600	10,0	3	100	610	650	113	130	C2.11.1	3/21, ,
27085300	10,0	4	100	602	639	84	120	C2.11.1	4a18,Stzw.1000,
27086100	10,0	4	100	562	595	80	123	C2.11.1	4/18,
27091200	10,0	4	100	600	625	87	61	C2.11.1	4/18
27092100	11,0	2	100	543	569	61	43	C2.11.1	2/26,
27092300	11,0	2	100	543	569	61	43	C2.11.1	2/26,
27131200	12,0	2	100	620	620	105	148	C2.1.1	2/29,
27088100	12,0	2	100	600	623	64	52	C2.11.1	2/29,Stzw.1000,
27088200	12,0	2	100	600	621	67	52	C2.11.1	2/29,Stzw.1000,
27088300	12,0	2	100	610	625	67	73	C2.11.1	2/29,Stzw.1000,
27088600	12,0	2	100	610	625	67	73	C2.11.1	2/29,Stzw.1000,
27091800	12,0	2	100	600	625	105	73	C2.11.1	2/29,
27080600	12,0	3	100	610	644	78	130	C2.11.1	3a23,Stzw.1000,
27080700	12,0	3	100	610	650	78	130	C2.11.1	3/23,Stütz. 1000,
27081200	12,0	3	100	545	572	78	57	C2.11.1	3/22,Stzw.910,
27081600	12,0	3	100	560	586	75	118	C2.11.1	3a22,Stzw.910,

# GIGANT



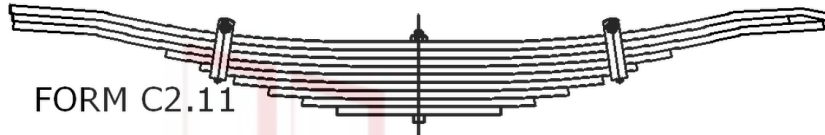
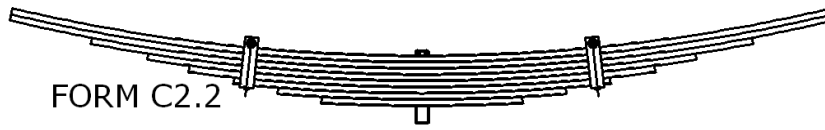
FORM C2.1.1



FORM C2.11.1

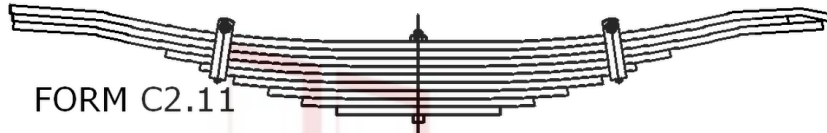
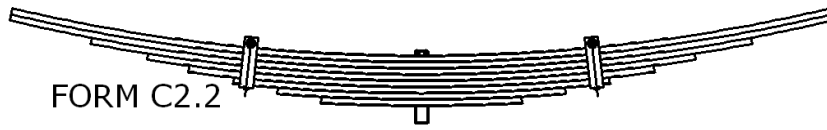
Artikel.Nr.	Achsl.	Blattzahl	Breite	Lx	Ly	Paket- stärke Total height	Spr.	Form	Bemerkungen, Remarks
Art.-No.	Axle Load	Leaves	Width				Free Arch	Shape	
27082600	12,0	3	100	495	535	69	83	C2.11.1	3a20,Stzw.800,
27084600	12,0	3	100	485	525	69	88	C2.11.1	3a20,Stzw.776,
27086900	12,0	3	100	545	572	78	57	C2.11.1	3/22,
27087700	12,0	3	100	600	625	84	70	C2.11.1	3/25,Stzw.1000,
27087800	12,0	3	100	600	625	84	70	C2.11.1	3/25:Stütz.1000,
27089200	12,0	3	100	700	720	87		C2.11.1	3/25
27092900	12,0	3	100	545	572	78	57	C2.11.1	3/22
27087600	12,0	3	100	725	725	84	137	C2.1.1	3/25,
27089600	13,0	3	100	575	607	78	147	C2.11.1	3/23,Stzw.910,
27130300	14,0	3	100	620	630	125	133	C2.1.1	3/25,
27082900	14,0	3	100	490	524	75	69	C2.11.1	3/22,Stzw.800,
27088900	14,0	3	100	600	625	90	64	C2.11.1	3/27,Stzw.1000,
27091700	14,0	3	100	490	530	116	71	C2.11.1	3/22,
27084700	15,0	4	100	555	586	100	96	C2.11.1	4/22,Stzw.910,
27080800	16,0	3	100	610	645	90	127	C2.11.1	3/27,Stzw.1000,
27087000	16,0	3	100	600	625	93	74	C2.11.1	3/27,
27088800	16,0	3	100	610	619	93	74	C2.11.1	3/27,Stzw.1000
27089800	16,0	3	100	610	650	90	127	C2.11.1	3/27,Stzw.1000,
27092200	16,0	3	100	700	720	102	61	C2.11.1	3/30
27091900	16,0	4	100	495	527	92	83	C2.11.1	4/20,
27088000	20,0	3	100	600	619	102	74	C2.11.1	3/30,Stzw.1000,
27090900		3	100	610	619	134	74	C2.11.1	3/27,

# GIGANT



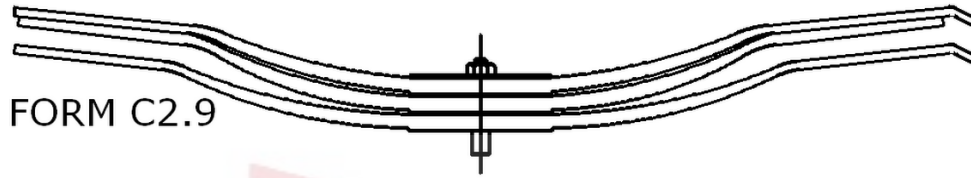
Artikel.Nr.	Achsl.	Blattzahl	Breite	Lx	Ly	Paket- stärke	Spr.	Form	Bemerkungen, Remarks
Art.-No.	Axle Load	Leaves	Width			Total height	Free Arch	Shape	
27075400	8,0	10	80	472	513	100	55	C2.11	10/10,Stzw.776,
27070300	6,0	7	100	590	630	70	87	C2.11	7/10,Stzw.1000,
27072400	8,0	8	100	485	519	80	58	C2.11	8/10,Stzw.800,
27073400	8,0	8	100	485	525	121	58	C2.11	8/10,
27074400	8,0	8	100	472	513	80	58	C2.11	8/10,Stzw.776,
27070400	8,0	10	100	590	630	100	73	C2.11	10/10,Stzw.1000,
27072500	10,0	8	100	485	525	88	57	C2.11	8/11,Stzw.800,
27072300	10,0	9	100	485	525	99	57	C2.11	9/11,Stzw.800,
27074500	10,0	9	100	472	513	90	48	C2.11	9/10,Stzw.776,
27076000	10,0	09	100	575	602	108	83	C2.11	9/12,
27070500	10,0	10	100	590	625	110	83	C2.11	10/11,Stzw.1000,
27071500	10,0	10	100	590	630	110	83	C2.11	10/11,Stütz.1000,
27077500	10,0	12	100	700	700	144	85	C2.2	12/12,Stzw.1200,
27076100	12,0	9	100	575	595	117	83	C2.11	9/13,
27072600	12,0	11	100	485	525	121	68	C2.11	11/11,Stzw.800,
27070600	12,0	12	100	590	625	144	83	C2.11	12/12,Stzw.1000,
27073600	12,0	12	100	590	630	185	83	C2.11	12/12,
27074600	12,0	12	100	472	513	120	58	C2.11	12/10,Stzw.776,
27072000	14,0	11	100	485	525	132	68	C2.11	11/12,Stzw.800,
27072700	14,0	11	100	485	525	132	68	C2.11	11/12,Stzw.800,
27074700	14,0	11	100	485	525	173	68	C2.11	11/12,
27071700	14,0	14	100	650	650	168	85	C2.2	14/12,Stzw.1100,
27070700	14,0	14	100	590	614	168	64	C2.11	14/12,Stzw.1000,
27073300	14,0	14	100	590	614	209		C2.11	14/12,
27076700	14,0	14	100	590	620	168	64	C2.11	14/12,Stzw.1000,
27077700	14,0	17	100	700	700	204	85	C2.2	17/12,Stzw.1200,
27078700	14,0	17	100	590	620	187	64	C2.11	17/11,Stzw.1000,
27073700	15,0	15	100	590	620	180	64	C2.11	15/12,Stzw.1000,
27078100	16,0	9	100	590	614	144	64	C2.11	9/16,Stütz. 1000,
27070800	16,0	12	100	590	614	168	64	C2.11	12/14,Stzw.1000,
27071800	16,0	12	100	590	620	168	64	C2.11	12/14,Stütz.1000,

# GIGANT



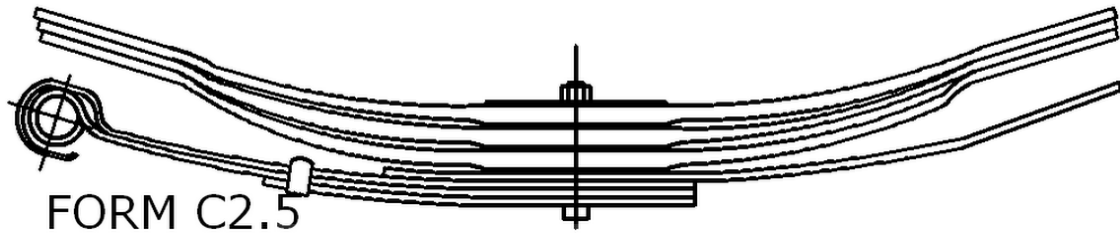
Artikel.Nr.	Achsl.	Blattzahl	Breite	Lx	Ly	Paket- stärke	Spr.	Form	Bemerkungen, Remarks
Art.-No.	Axle Load	Leaves	Width			Total height	Free Arch	Shape	
27072100	16,0	12	100	485	525	185	68	C2.11	12/12,
27072800	16,0	12	100	485	525	144	68	C2.11	12/12,Stzw.800,
27073500	16,0	12	100	590	614	209	64	C2.11	12/14,
27072900	18,0	12	100	485	525	156	68	C2.11	12/13,Stzw.800,
27070900	18,0	13	100	590	612	182	62	C2.11	13/14,Stzw.1000,
27071400	18,0	13	100	590	612	182	62	C2.11	13/14,
27071900	18,0	13	100	590	620	182	62	C2.11	13/14,Stützw.1000,
27073200	18,0	13	100	590	612	223	62	C2.11	13/14,
27078000	18,0	13	100	590	620	182	62	C2.11	13/14,Stützw. 1000,
27077900	18,0	16	100	700	700	224	85	C2.2	16/14,Stzw.1200,
27073100	20,0	10	100	590	625	160	64	C2.11	10/16,Stützw.1000,
27071000	20,0	14	100	590	622	196	64	C2.11	14/14,Stzw.1000,
27071100	22,0	14	100	590	630	210	64	C2.11	14/15,Stzw.1000,
27071200	24,0	14	100	590	625	224	64	C2.11	14/16,Stzw.1000,
27073000	24,0	14	100	590	630	224	64	C2.11	14/16,Stützw.1000,
27071300	26,0	15	100	590	625	240	65	C2.11	15/16,Stzw.1000,
27071600		12	100	590	630	144	83	C2.11	12/12,Stützw.1000,
27073800		14	100	590	622	237	64	C2.11	14/14,

# GIGANT



Artikel.Nr.	Achsl.	Blattzahl	Breite	Lx	Ly	Paket- stärke	Spr.	Form	Bemerkungen, Remarks
Art.-No.	Axle Load	Leaves	Width			Total height	Free Arch	Shape	
27091000		2/1	100	563	595	70	126	C2.9	2/18,1/25,
27083000	8,0	2/1	100	560	593	69	119	C2.9	2/18,1/24,Stzw.910,
27083900	8,0	2/1	100	609	649	70	123	C2.9	2/19,1/23,Stzw.1000,
27084300	8,0	2/1	100	609	643	69	128	C2.9	2/19,1/22,Stzw.1000,
27082700	8,0	3/1	100	560	593	79	119	C2.9	3/14,1/25,
27083100	9,0	2/1	100	607	642	73	120	C2.9	2/19,1/26,Stzw.1000,
27084200	9,0	2/1	100	563	589	70	126	C2.9	2/18,1/25,Stzw.910,
27089100	9,0	2/1	100	545	577	73	58	C2.9	2/18,1/25
27082100	9,0	3/1	100	605	645	85	114	C2.9	3/17,1/22,Stzw.1000,
27087900	10,0	1/1	100	600	625	60	91	C2.9	1/25,1/29,Stzw.1000,
27083300	10,0	2/1	100	565	591	72	132	C2.9	2/19,1/25,Stzw.910,
27083400	10,0	2/1	100	605	645	77	124	C2.9	2/21,1/26,Stzw.1000,
27091400	10,0	2/1	100	605	645	118	124	C2.9	2/21,1/26,
27091500	10,0	2/1	100	565	591	113	131	C2.9	2/19,1/25,
27082200	12,0	3/1	100	605	645	95	114	C2.9	3/19,1/26,Stzw.1000,
27093000	16,0	3/1	100	605	598	108	121	C2.9	3/22,1/30

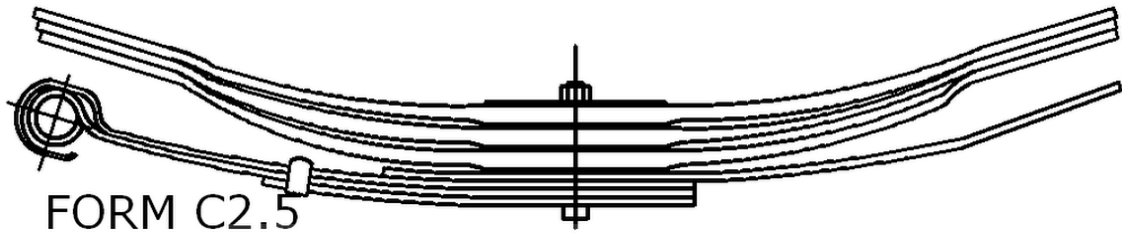
# GIGANT



Artikel.Nr.	Achsl.	Blattzahl	Breite	Lx	Ly	Paket- stärke	Spr.	Buchsen	Form	Bemerkungen, Remarks
Art.-No.	Axle Load	Leaves	Width			Total height	Free Arch	Bush	Shape	
27031300	6,0	3/3	80	600	620	90	125		C2.5	2/22,1/7,1/9,1/12,1/9,Stzw.1000,
27031500		3	80	515	115	30		30x57	C2.5	Rad.-Verstr.1/9,1/12,1/9,kompl.270313
27039300	6,0	2/1	100	620	615	105			C2.5	2/29,1/41 Lenkerplatte
27032300	8,0	4/3	80	490	480	103	83		C2.5	3/19,1/6,1/8,1/12,1/8,Stzw.776,inkl.Rad.- V.270334
27033400		3	80	403	115	28		30x57	C2.5	Rad.-Verstr.1/8,1/12,1/8,kpl. 270323
27033600	8,0	4/3	80	500	520	103	88		C2.5	3/19,1/6,1/8,1/12,1/8,Stzw.800,inkl.Rad.- V.270331
27033100		3	80	415	115				C2.5	1x8,1x12,1x8
27032600	8,0	4/3	100	490	480	100	90		C2.5	3/18,1/6,1/8,1/12,1/8,Stzw.776,inkl.Rad.- V.270335
27033500		3	100	403	115	28	90	30x57	C2.5	Rad.-Verstr.1/8,1/12,1/8,kpl. 270326
27032000	8,0	4/3	100	500	520	101	105		C2.5	3/18,1/6,1/9,1/11,1/9,Stzw.800,inkl.Rad.- V.270333
27033300		3	100	415	115	29		30x57	C2.5	Rad.-Verstr.1/9,1/11,1/9,kpl. 270320
27036500	8,0	3/2	100	600	620	82	80		C2.5	2/22,1/7,1/10,1/12,Stzw.1000,inkl.RAV 270365/30
27036530		2	100	515	115	22		30x57		Rad.-Verstr.1/10,1/12,kompl.270365
27030500	8,0	2/1/3	100	625	625	92	148		C2.5	2/22,1/7,1/10,1/12,1/10,Stzw.1000,inkl.R.- V.270312
27031200		3	100	515	115	32		30x57	C2.5	Rad-Verstr. 1/10,1/12:1/10, kpl. 270305
27031900	10,0	2/1/2	100	600	620	88	80		C2.5	2/25,1/7,1/10,1/12,Stzw.1000,inkl.Rad.- V.270355
27035500		2	100	515	115	22		30x57	C2.5	Rad.-Verstr.1/10,1/12,kompl.270319
27030600	10,0	2/1/3	100	620	620	98	158		C2.5	2/25,1/7,1/10,1/12,1/10,Stzw.1000,inkl.R.- V.270307
27030700		3	100	515	115	32		30x57	C2.5	Rad.-Verstr.1/10,1/12,1/10,kompl.270306
27031800	12,0	2/1/2	100	600	620	100	80		C2.5	2/29,1/7,1/12,1/14,Stzw.1000,inkl.Rad.- V.27031830
27031830		2	100	515	115	26		30x57		Rad.-Verstr.1/12,1/14,kompl.270318
27031400	12,0	2/1/3	100	620	620	112	153		C2.5	2/29,1/7,1/12,1/14,1/12,Stzw.1000,inkl.R.- V.270345
27034500		3	100	515	115	38		30x57	C2.5	Rad.Verst.1/12,1/14,1/12,kompl.270314
27033000	13,0	2/1/2	100	600	620	102	80		C2.5	2/30;1/7;1/12;1/14;Stzw.1000;inkl.RAV 270330/30
27033030		2	100	515	115	26		30x57		RAV 1/12/1/14, kpl 270330
27033000	13,0	2/1/2	100	600	620	102	80		C2.5	2/30,1/7,1/12,1/14,Stzw.1000,inkl.RAV 270330/30
27033200	14,0	3/3	100	620	630	125	133		C2.5	3/25,1/12,1/14,1/12,RAV 270332/30
27033200	14,0	3/3	100	620	630	125	133		C2.5	3/25;1/12;1/14;1/12;RAV 270332/30
27033230		3	100	515	115	38		30x57		RAV 1/12,1/14,1/12, kpl. 270332/00
27031700	16,0	3/3	100	600	620	131	78		C2.5	3/27,1/12,1/14,1/12,Stzw.1000,inkl.Rad.- V.270346

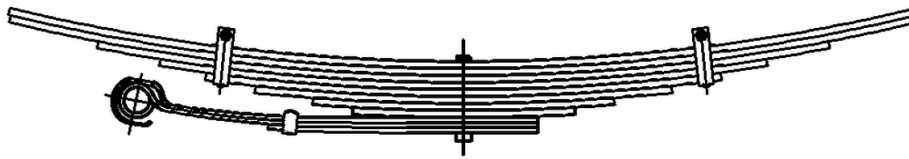


# GIGANT



Artikel.Nr.	Achsl.	Blattzahl	Breite	Lx	Ly	Paket- stärke Total height	Spr. Free Arch	Buchsen Bush	Form Shape	Bemerkungen, Remarks
27034600	16,0	3	100	515	115	38	158	30x57	C2.5	Rad.-Verstr.1/12,1/14,1/12,kompl.270317 1x12,1x14,1x12
27139300		3x27	100	620	620			C2.5		
27139330		3	100	515	115					

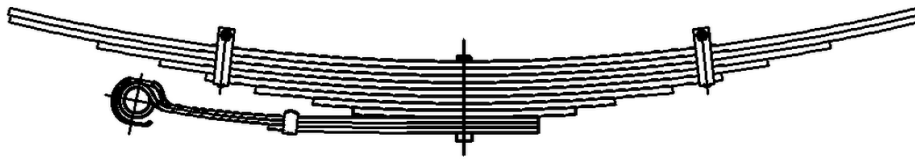
# GIGANT



FORM C2.6

Artikel.Nr.	Achsl.	Blattzahl	Breite	Lx	Ly	Paket- stärke	Spr.	Buchsen	Form	Bemerkungen, Remarks
Art.-No.	Axle Load	Leaves	Width			Total height	Free Arch	Bush	Shape	
27024100	4,0	9/3	80	600	615	119	119		C2.6	9/10;1/9;1/11;1/9;Stzw.1000;inkl.Rad.-V.270241/30
27024130		3	80	515	130	29		30x57		Rad-vertr. 1/9,1/11,1/9, kpl. 270241
27025300	6,0	11/3	80	600	615	140	119		C2.6	11/10,1/9,1/12,1/9,Stzw.1000,inkl.Rad.-V.270253/30
27025330		3	80	515	130	30		30x57		Rad-Verst.1/9,1/12,1/9, kpl. 270253
27025000	8,0	9/3	80	490	480	118	98		C2.6	9/10,1/8,1/12,1/8:Stzw.776,inkl.Rad-Verstr.270262
27026200		3	80	403	130	28		30x57	C2.6	Rad-Verstr. 1/8,1/12,1/8,kpl.270250
27023800	8,0	9/3	80	600	615	131	119		C2.6	9/11,1/10,1/12,1/10,Stzw.1000,inkl.Rad-V.270238/30
27023830		3	80	515	130	32		30x57	C2.6	Rad-Verstr. 1/10,1/12,1/10,kpl. 270238
27026700	12,0	11/3	80	500	515	164	90		C2.6	11/12,1/10,1/12,1/10,Stzw.800,Rad-Verstr.270267/30
27026730		3	80	415	130	32		30x57		Rad-Verstr.,1/10/1/12,1/10, kpl. 270267/00
27024500	8,0	7/3	100	488	480	96	95		C2.6	6/10,1/8,1/8,1/12,1/8,Stzw.776,Radverstr:27024700,
27024700		3	100	403	130			30x57	C2.6	Rad.verstr,1/8,1/12,1/8 kpl.27024500,
27024200	8,0	7/3	100	500	515	98	100		C2.6	6/10,1/9,1/9,1/11,1/9,Stzw.800,Rad.verstr.27022100
27022100		3	100	415	130	29		30x57	C2.6	Rad.verstr.,1/9,1/11,1/9,kpl,27024200,
27022400	8,0	8/3	100	600	615	116	118		C2.6	6/11,2/10,1/9,1/12,1/9,Stzw.1000,inkl.R.-V.270223
27022300		3	100	515	130	30		30x57	C2.6	Rad.-Verst.1/9,1/12,1/9,kompl.270224
27024600	10,0	7/3	100	488	480	103	93		C2.6	6/11,1/9,1/8,1/12,1/8,Stzw.776,Rad.verstr:27024800
27024800		3	100	403	130	28		30x57	C2.6	Rad.verstr.1/8,1/12,1/8,kpl:27024600,
27022900	10,0	7/3	100	500	515	108	104		C2.6	6/11,1/10,1/10,1/12,1/10,Stzw.800,Rad.ver.27022200
27022200		3	100	415	130	32		30x57	C2.6	Rad.verstr.,1/10,1/12,1/10,kpl:27022900
27022800	10,0	9/3	100	600	615	136	118		C2.6	6/12,2/11,1/10,1/10,1/12,1/10,inkl.Rad.-Ver.270219
27021900		3	100	515	130	32		30x57	C2.6	Rad.-Verstr.1/10,1/12,1/10,kompl.270228
27021700	12,0	8/3	100	500	515	130	90		C2.6	7/12,1/11,1/11,1/13,1/11, Rad-Verst. 270217/30
27021730		3	100	415	130	35		30x57		Rad.-Verstr. 1/11,1/13,1/11, kompl. 27021700
27027200		3	100	415	130	35		30x57	C2.6	Rad-Verstr.1/11,1/13,1/11, kompl.270217
27023900	12,0	9/3	100	500	515	142	90		C2.6	8/12,1/11,1/11,1/13,1/11,Stzw.800,inkl.Rad.V270265
27026500		3	100	415	130	35		30x57	C2.6	Rad-Verst.1/11,1/13,1/11,kpl.27023900
27023000	12,0	11/3	100	600	615	160	119		C2.6	6/12,5/11,1/10,1/13,1/10,inkl.Rad.-Verstr.270218
27021800		3	100	515	130	33		30x57	C2.6	Rad.-Verst.1/10,1/13,1/10, kompl. 270230
27022000	12,0	13/3	100	600	615	191	94		C2.6	13/12,1/11,1/13,1/11,Stzw.1000,inkl.Rad.-V.270216
27021600		3	100	515	130	35		30x57	C2.6	Rad.-Verst.1/11,1/13,1/11,kompl.270220
27024900	14,0	10/3	100	500	515	163	90		C2.6	9/13,1/11,1/11,1/13,1/11,Stzw.800,inkl.R.V. 270271
27027100		3	100	415	130	35		30x57	C2.6	Rad.-Verst.1/11,1/13,1/11, kompl.2702490
27023200	14,0	14/3	100	600	615	203	94		C2.6	14/12,1/11,1/13,1/11,Stzw.1000,inkl.Rad.-V.270264

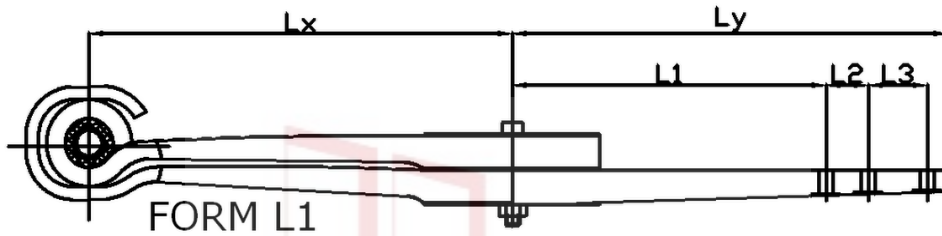
# GIGANT



FORM C2.6

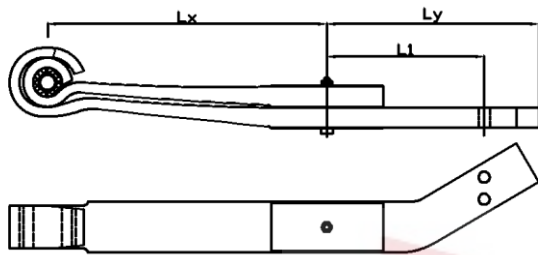
Artikel.Nr.	Achsl.	Blattzahl	Breite	Lx	Ly	Paket- stärke	Spr.	Buchsen	Form	Bemerkungen, Remarks
Art.-No.	Axle Load	Leaves	Width			Total height	Free Arch	Bush	Shape	
27026400		3	100	515	130	35		30x57	C2.6	Rad Verst.1/11,1/13,1/11,kompl.270232
27022500	16,0	13/3	100	600	615	207	77		C2.6	13/13,1/12,1/14,1/12,Stzw.1000,inkl.Rad.Ver.270258
27025800		3	100	515	130	38		30x57	C2.6	Rad.-Ver.1/12,1/14,1/12,kompl.270225
27025400	18,0	10/3	100	500	515	175	90		C2.6	10/14,1/11,1/13,1/11,Stzw.800,inkl.Rad.V.270266
27026600		3	100	415	130	35		30x57	C2.6	Rad.-Verst.1/11,1/13,1/11,kompl.270254
27023700	18,0	11/3	100	600	615	200	77		C2.6	10/15,1/12,1/12,1/14,1/12,Stzw.1000,inkl.R.V 270244
27024400		3	100	515	130				C2.5	1x12,1x14,1x12 Rad.- Verst.1/12,1/14,1/12,kompl.270237
27024400		3	100	515	130				C2.6	1x12,1x14, 1x12
27022600	22,0	11/3	100	600	615	214	77		C2.6	10/16,1/13,1/13,1/15,1/13,Stw.1000,inkl.R.v.270268
27026800		3	100	515	130	41		30x57	C2.6	Rad.-Verst.1/13,1/15,1/13,kompl.270226
27026900	25,0	12/3	100	505	515	218	105		C2.6	12/15,1/12,1/14,1/12,inkl.Rad.-Verst.27026930
27026930		3	100	415	130	38		30x57		Rad-Verst. 1/12,1/14,1/12, kpl.270269
27022700	26,0	11/3	100	600	615	217	77		C2.6	11/16,1/13,1/15,1/13,Stzw.1000,Rad.-Ver.27022730
27022730		3	100	515	130	41		30x57		Rad.-Verst.1/13,1/15,1/13,kompl.270227

# GIGANT

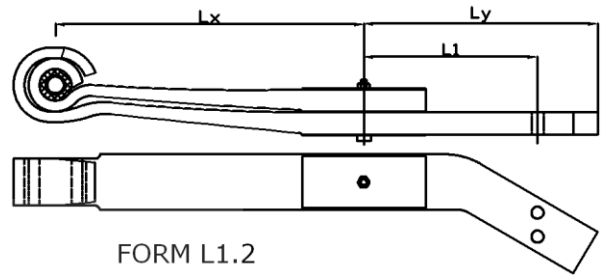


Artikel.Nr.	Achsl.	Blattzahl	Breite	Lx	Ly	L1	L2	Paket- stärke	Spr.	Buchsen	Form	Bemerkungen, Remarks
Art.-No.	Axle Load	Leaves	Width					Total height	Free Arch	Bush	Shape	
27130900	10,0	2	100	550	475	375		89		30x60	L1	2/40
27181200	10,0	2	100	690	420	275	120	108	13	30x60	L1	2/51
27156300	12,0	2	100	500	395	250	120	92		30x60	L1	2/43
27156500	12,0	2	100	500	435	350	120	92		30x60	L1	2/43
27156600	12,0	2	100	550	460	315	120	92		30x60	L1	2/43
27180700	12,0	2	100	550	465	320	120	92		30x60	L1	2/43
27153200	12,0	2	100	550	475	375		92		30x60	L1	2/43
27157900	13,0	2	100	500	505	360	120		13	30x60	L1	2/48
27159900	13,0	2	100	500	505	360	120	102	13	30x60	L1	2/48
27181400	13,0	2	100	500	505	360	120	102		30x60	L1	2/48
27159200	13,0	2	100	550	635	490	120	114	13	30x60	L1	2/54

# GIGANT



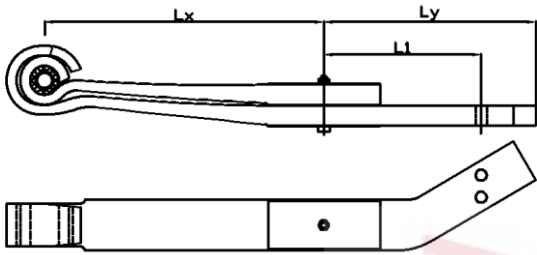
FORM L1.1



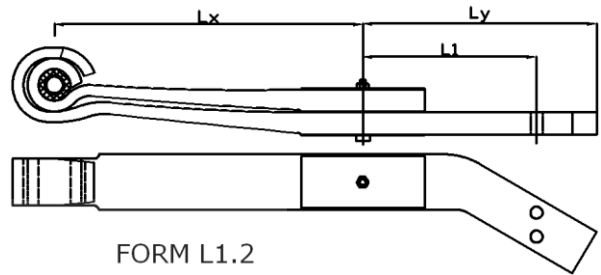
FORM L1.2

Artikel.Nr.	Achsl.	Blattzahl	Breite	Lx	Ly	L1	Paket- stärke	Spr.	Buchsen	Form	Bemerkungen, Remarks
Art.-No.	Axle Load	Leaves	Width				Total height	Free Arch	Bush	Shape	
27139800	6,0	2	80	430	360	290	72		30x60	L1.1	li,2/33, re 271399
27139900	6,0	2	80	430	360	290	72		30x60	L1.2	re,2/33, li 271398
27150000	6,0	2	80	430	360	290	72		30x60	L1.1	li,2/33,, re 271501
27150100	6,0	2	80	430	360	290	72		30x60	L1.2	re,2/33,, li 271500
27139400	6,0	2	100	430	390	290	60		30x60	L1.1	li,2/27, re 271395
27139500	6,0	2	100	430	390	290	60		30x60	L1.2	re,2/27, li 271394
27139600	8,0	2	100	430	390	290	72		30x60	L1.1	li,2/33, re 271397
27139700	8,0	2	100	430	390	290	72		30x60	L1.2	re,2/33, li 271396
27150200	8,0	2	100	430	355	290	72		30x60	L1.1	li,2/33,: re 271503
27150300	8,0	2	100	430	355	290	72		30x60	L1.2	re,2/33,, li 271502
27150400	8,0	2	100	430	355	290	72		30x60	L1.1	li,2/33, re 271505
27150500	8,0	2	100	430	355	290	72		30x60	L1.2	re,2/33, li 271504
27135400	8,0	2	100	500	430	310	72		30x60	L1.1	li,2/33,re 271355
27135500	8,0	2	100	500	430	310	72		30x60	L1.2	re,2/33,li 271354
27135600	10,0	2	100	500	430	310	72		30x60	L1.1	li,2/38,re 271357
27135700	10,0	2	100	500	430	310	82		30x60	L1.2	re,2/38,li 271356
27135800	12,0	2	100	500	430	310	92		30x60	L1.1	li,2/43,re 271359
27135900	12,0	2	100	500	430	310	92		30x60	L1.2	re,2/43,li 271358
27136600	8,0	2	100	500	470	350	72		30x60	L1.1	li,2/33,re 271367
27136700	8,0	2	100	500	470	350	72		30x60	L1.2	re,2/33,li 271366
27136800	10,0	2	100	500	470	350	82		30x60	L1.1	li,2/38,re 271369
27136900	10,0	2	100	500	470	350	82		30x60	L1.2	re,2/38,li 271368
27137000	12,0	2	100	500	470	350	92		30x60	L1.1	li,2/43,re 271371
27137100	12,0	2	100	500	470	350	92		30x60	L1.2	re,2/43,li 271370
27165400	8,0	2	100	500	430	310	72		30x60	L1.1	li,2/33, re 271655
27165500	8,0	2	100	500	430	310	72		30x60	L1.2	re,2/33, li 271654
27165600	10,0	2	100	500	411	310	82		30x60	L1.1	li,2/38, re 271657
27165700	10,0	2	100	500	411	310	82		30x60	L1.2	re,2/38, li 271656
27165800	12,0	2	100	500	411	310	92		30x60	L1.1	li,2/43, re 271659
27165900	12,0	2	100	500	411	310	92		30x60	L1.2	re,2/43, li 271658
27038100		2	100	550	430	310	86		30x60	L1.1	li,2/40,re 270382
27038200		2	100	550	430	310	86		30x60	L1.2	re,2/40,li 270381
27036800	8,0	2	100	550	430	310	72		30x60	L1.1	li,2/33,re 270369
27036900	8,0	2	100	550	430	310	72		30x60	L1.2	re,2x33, li 270368

# GIGANT



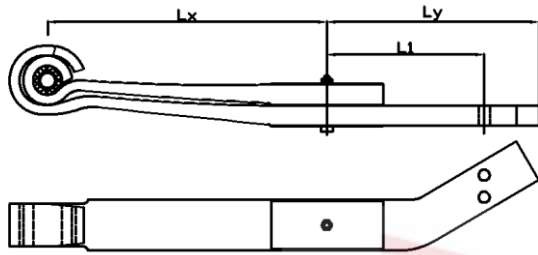
FORM L1.1



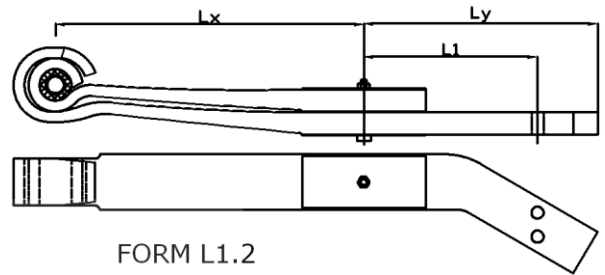
FORM L1.2

Artikel.Nr.	Achsl.	Blattzahl	Breite	Lx	Ly	L1	Paket- stärke	Spr.	Buchsen	Form	Bemerkungen, Remarks
Art.-No.	Axle Load	Leaves	Width				Total height	Free Arch	Bush	Shape	
27134200	10,0	2	100	550	570	450	92		30x60	L1.1	li,2/43,re 271343
27134300	10,0	2	100	550	570	450	92		30x60	L1.2	re,2/43,li 271342
27135200	13,0	2	100	550	570	450	108		30x60	L1.1	li,2/51,re 271353
27135300	13,0	2	100	550	570	450	108		30x60	L1.2	e,2/51,li 271352
27164200	10,0	2	100	550	550	450	92		30x60	L1.1	li,2/43,L1=2Bohrungen, re 271643
27164300	10,0	2	100	550	550	450	92		30x60	L1.2	re,2/43,l1=2Bohrungen, li 271642
27138600	8,0	2	100	720	440	320	98		30x60	L1.1	li,2/46, re 271387
27138700	8,0	2	100	720	440	320	98		30x60	L1.2	re,2/46, li 271386
27138800	10,0	2	100	720	480	360	108		30x60	L1.1	li,2/52, re 271389
27138900	10,0	2	100	720	480	360	108		30x60	L1.2	re,2/52, li 271388
27160600	8,0	2	100	720	420	320	98		30x60	L1.1	li,2/46, re 271607
27160700	8,0	2	100	720	420	320	98		30x60	L1.2	re,2/46, li 271606
27162300	10,0	2	100	720	516	415	110		30x60	L1.1	li,2/52, re 271624
27162400	10,0	2	100	720	516	415	110		30x60	L1.2	re,2/52, li 271623
27162700	10,0	2	100	720	421	320	110		30x60	L1.1	li,2/52, re 271628
27162800	10,0	2	100	720	421	320	110		30x60	L1.2	re,2/52, li 271627
27162900	8,0	2	100	720	421	320	98		30x60	L1.1	li,2/46, re 271630
27163000	8,0	2	100	720	421	320	98		30x60	L1.2	re,2/46, li 271629
27163100	10,0	2	100	720	421	320	110		30x60	L1.1	li,2/52, re 271632
27163200	10,0	2	100	720	421	320	110		30x60	L1.2	re,2/52, li 271631
27163300	6,0	2	100	720	421	320	88		30x60	L1.1	li,2/40, re 271634
27163400	6,0	2	100	720	421	320	88		30x60	L1.2	re,2/40, li 271633
27168600	8,0	2	100	720	420	320	98		30x60	L1.1	li: re 271687
27168700	8,0	2	100	720	420	320	98		30x60	L1.2	re, li 271686
27133300	6,0	2	100	720	440	320	86		30x60	L1.1	li,2/40,re 271334
27133400	6,0	2	100	720	440	320	86		30x60	L1.2	re,2/40,li 271333
27036800	8,0	2	100	550	430	310	72		30x60	L1.1	li,2/33,re 270369
27036900	8,0	2	100	550	430	310	72		30x60	L1.2	re,2x33, li 270368
27038500	8,0	2	100	550	475	375	72		30x60	L1.1	li, 2/33,re 270386
27038600	8,0	2	100	550	475	375	72		30x60	L1.2	re,2/33,li 270385
27132900	8,0	2	100	700	430	310	75		30x60	L1.1	li,2/33,re 271330
27133000	8,0	2	100	700	430	310	75		30x60	L1.2	re,2/33,li 271329
27038700	10,0	2	100	550	495	375	86		30x60	L1.1	li, 2/40, re 270388

# GIGANT



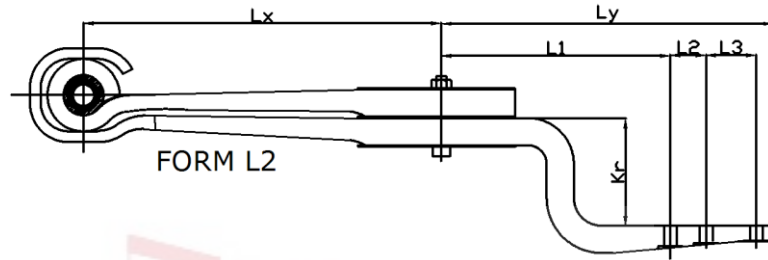
FORM L1.1



FORM L1.2

Artikel.Nr.	Achsl.	Blattzahl	Breite	Lx	Ly	L1	Paket-	Spr.	Buchsen	Form	Bemerkungen, Remarks
Art.-No.	Axle Load	Leaves	Width				Total height	Free Arch	Bush	Shape	
27038800	10,0	2	100	550	495	375	86		30x60	L1.2	re,2/40,li 270387
27131000	10,0	2	100	550	495	375	89		30x60	L1.1	li,2/40,re 271311
27131100	10,0	2	100	550	495	375	89		30x60	L1.2	re,2/40,li 271310
27132700	10,0	2	100	550	430	310	89		30x60	L1.1	li,2/40,re 271328
27132800	10,0	2	100	550	430	310	89		30x60	L1.2	re,2/40,li 271327
27133100	10,0	2	100	720	440	320	108		30x60	L1.1	li,2/52,re 271332
27133200	10,0	2	100	720	440	320	108		30x60	L1.2	re,2/52,: li 271331
27131300	12,0	2	100	550	430	310	92		30x60	L1.1	li,2/43,,re 271314
27131400	12,0	2	100	550	430	310	92		30x60	L1.2	re,2/43,,li 271313
27132400	12,0	2	100	550	495	375	92		30x60	L1.1	li, 2/43, re 271325
27132500	12,0	2	100	550	495	375	92		30x60	L1.2	re,2/43, li 271324

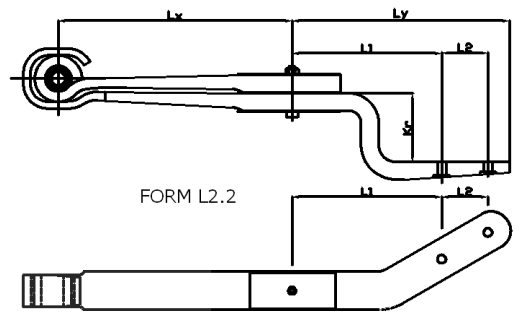
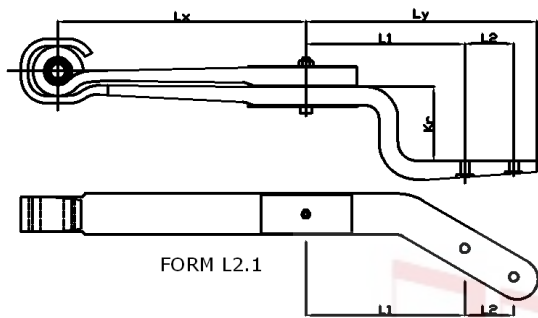
# GIGANT



Artikel.Nr.	Achsl.	Blattzahl	Breite	Lx	Ly	L1	L2	Paket- stärke Total height	Spr.	Kr.	Buchsen	Form	Bemerkungen, Remarks
Art.-No.	Axle Load	Leaves	Width						Free Arch	Crank	Bush	Shape	
27158900	8,0	2	100	500	465	320	120	72		150	30x60	L2	2/33
27140500	10,0	2	100	500	420	350		82		68	30x60	L2	2/38
27140300	10,0	2	100	500	450	380		82		68	30x60	L2	2/38, NLR50.38
27159000	10,0	2	100	500	465	320	120	82		150	30x60	L2	2/38
27131700	10,0	2	100	550	550	375		89		130	30x60	L2	2/40,
27158000	10,0	2	100	720	405	320	120	110	13	12,5	30x60	L2	2/52, TLR 72/50
27156400	12,0	2	100	500	465	320	120	92	18	150	30x60	L2	2/43, NLR60
27158300	13,0	2	100	500	505	360	120	102		150	30x60	L2	2/48
27180300	14,0	2	100	500	465	320	120	98		150	30x60	L2	2/46

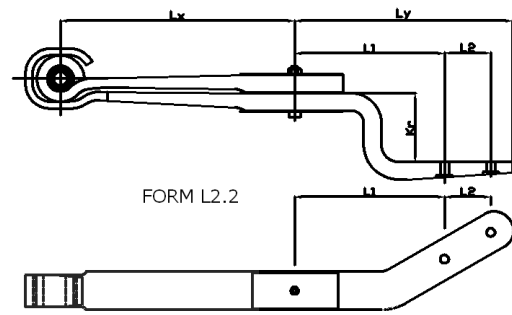
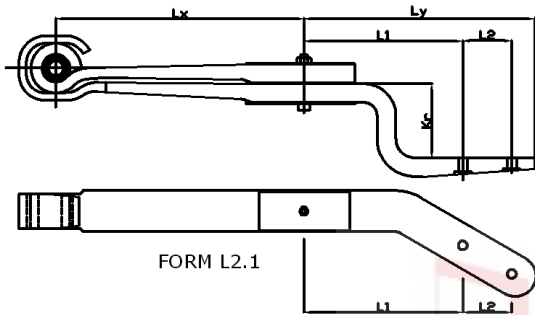


# GIGANT



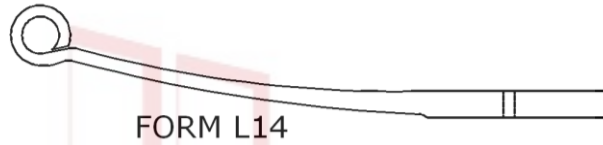
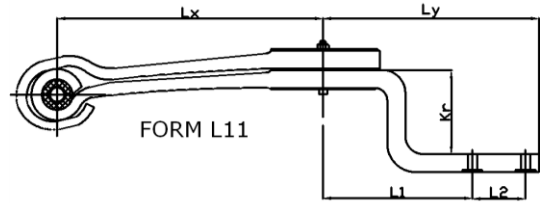
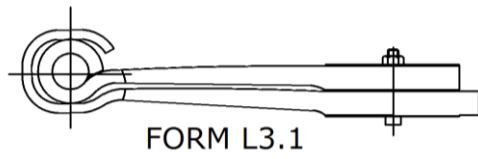
Artikel.Nr.	Achsl.	Blattzahl	Breite	Lx	Ly	L1	L2	Paket- stärke	Spr.	Kr.	Buchsen	Form	Bemerkungen, Remarks
Art.-No.	Axle Load	Leaves	Width					Total height	Free Arch	Crank	Bush	Shape	
27158700	8,0	2	80	700	505	360	120	100		270	30x60	L2.2	li:2/47, re 271588
27158800	8,0	2	80	700	505	360	120	100		270	30x60	L2.1	re,2/47, li 271587
27161600	8,0	2	100	500	481	380		72		150	30x60	L2.2	li,2/33, re 271617
27161700	8,0	2	100	500	481	380		72		150	30x60	L2.1	re,2/33, li 271616
27166000	8,0	2	100	500	481	380		72		100	30x60	L2.2	li,2/33, re 271661
27166100	8,0	2	100	500	481	380		72		100	30x60	L2.1	re,2/33, li 271660
27136000	8,0	2	100	500	500	380		72		100	30x60	L2.2	li,2/33,re 271361, NLR50.38
27136100	8,0	2	100	500	500	380		72		100	30x60	L2.1	re,2/33,li 271360
27037000	8,0	2	100	550	495	375		72		100	30x60	L2.2	li,2x33,re 270371
27037100	8,0	2	100	550	495	375		72		100	30x60	L2.1	re, 2x33, li 270370
27153300	10,0	2	100	500	451	375		92		100	30x60	L2.2	li,2/38, re 271534
27153400	10,0	2	100	500	451	375		92		100	30x60	L2.1	re,2/38,li 271533
27150800	10,0	2	100	500	480	380		82		150	30x60	L2.2	li,2/38, re 271509
27150900	10,0	2	100	500	480	380		82		150	30x60	L2.1	re,2/38, li 271508
27160800	10,0	2	100	500	480	380		82		150	30x60	L2.2	li,2/38, re 271609
27160900	10,0	2	100	500	480	380		82		150	30x60	L2.1	re,2/38, li 271608
27166200	10,0	2	100	500	480	380		82		100	30x60	L2.2	li,2/38, re 271663
27166300	10,0	2	100	500	480	380		82		100	30x60	L2.1	re,2/38, li 271662
27136200	10,0	2	100	500	500	380		82		100	30x60	L2.2	li,2/38,re 271363
27136300	10,0	2	100	500	500	380		82		100	30x60	L2.1	re,2/38,li 271362
27152000	10,0	2	100	550	495	375		86		150	30x60	L2.2	li,2/40, re 271521, NLR55.38
27152100	10,0	2	100	550	495	375		86		150	30x60	L2.1	re,2/40, li 271520
27038300	10,0	2	100	550	495	375		86		100	30x60	L2.2	li,2/40,re 270384
27038400	10,0	2	100	550	495	375		86		100	30x60	L2.1	re,2/40,li 270383
27153000	10,0	2	100	550	500	400		86		40	30x60	L2.2	li,2/40 , re 271531
27153100	10,0	2	100	550	500	400		86		40	30x60	L2.1	re,2/40 , li 271530
27131500	10,0	2	100	550	555	375		86		130	30x60	L2.2	li,2/40,re 271316
27131600	10,0	2	100	550	555	375		86		130	30x60	L2.1	re,2/40,li 271315
27161200	12,0	2	100	500	480	380		92		150	30x60	L2.2	li,2/43, re 271613
27161300	12,0	2	100	500	480	380		92		150	30x60	L2.1	re,2/43, li 271612
27163700	12,0	2	100	500	480	380		92		100	30x60	L2.2	li,2/43, re 271638

# GIGANT



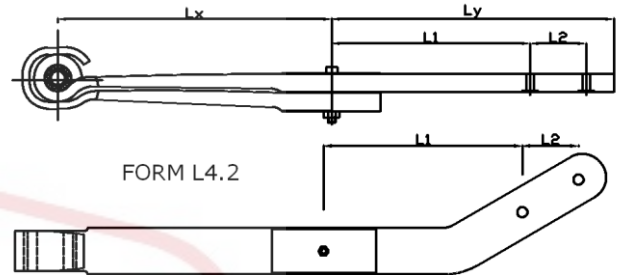
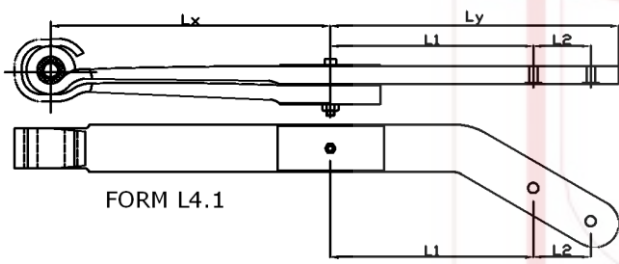
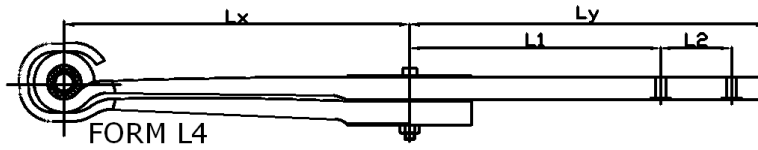
Artikel.Nr.	Achsl.	Blattzahl	Breite	Lx	Ly	L1	L2	Paket- stärke	Spr.	Kr.	Buchsen	Form	Bemerkungen, Remarks
Art.-No.	Axle Load	Leaves	Width					Total height	Free Arch	Crank	Bush	Shape	
27163800	12,0	2	100	500	480	380		92		100	30x60	L2.1	re,2/43, li 271637
27166400	12,0	2	100	500	480	380		92		100	30x60	L2.2	li,2/43 , re 271665
27166500	12,0	2	100	500	480	380		92		100	30x60	L2.1	re,2/43, li 271664
27151200	12,0	2	100	500	584	380		92		150	30x60	L2.2	li,2/43, re 271513
27151300	12,0	2	100	500	584	380		92		150	30x60	L2.1	re,2/43, li 271512
27136400	12,0	2	100	500	500	380		92		100	30x60	L2.2	li,2/43,re 271365
27136500	12,0	2	100	500	500	380		92		100	30x60	L2.1	re,2/43,li 271364
27134000	12,0	2	100	550	495	375		92		100	30x60	L2.2	li,2/43 ,re 271341
27134100	12,0	2	100	550	495	375		92		100	30x60	L2.1	re,2/43 , li 271340
27134600	13,0	2	100	550	495	375		98		100	30x60	L2.2	li,2/46 , re 271347
27134700	13,0	2	100	550	495	375		98		100	30x60	L2.1	re,2/46, li 271346
27155400	13,0	2	100	550	570	450		108		100	30x60	L2.2	li,2/51,re 271554
27155500	13,0	2	100	550	570	450		108		100	30x60	L2.1	re,2/51,li 271555
27154500	17,0	2	100	550	650	550		121		184	30x57	L2.2	li,2/56, re 271546
27154600	17,0	2	100	550	650	550		121		184	30x57	L2.1	re,2/56, li 271545

# GIGANT



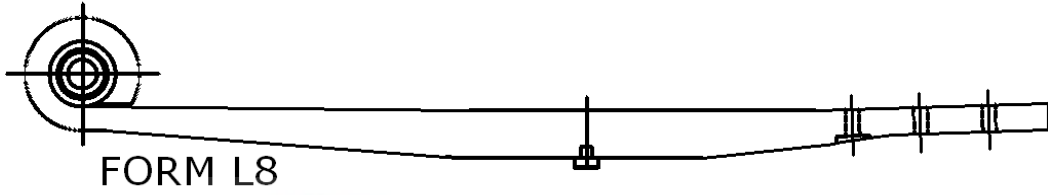
Artikel.Nr.	Achsl.	Blattzahl	Breite	Lx	Ly	L1	L2	Paket- stärke	Spr.	Kr.	Buchsen	Form	Bemerkungen, Remarks
Art.-No.	Axle Load	Leaves	Width					Total height	Free Arch	Crank	Bush	Shape	
27154100	4,0	2	80	430	330			58		65	30x60	L11	1/24;1/28
27038900	10,0	1	80	454	105			45			30x60	L14	1/45
27130500	10,0	1	80	526	105			52	80		30x60	L14	1/48
27132200	8,0	1	100	680	105			50			30x60	L14	1/46
27131900	10,0	1	100	463	105			46			30x60	L14	1/40
27037200	10,0	1	100	470	105			44			30x60	L14	1/40
27130200	10,0	1	100	525	105			47	80		30x60	L14	1/43
27133800	8,0	2	100	550	110			72			30x60	L3.1	2/33
27180600	10,0	2	100	720	110			110			30x60	L3.1	2/52
27181100	12,0	2	100	675	117			102	13		30x60	L3.1	2/48
27132100	13,0	2	100	509	105			78			30x60	L3.1	2/36
27156700	13,0	2	100	550	117			108			30x60	L3.1	2/51

# GIGANT



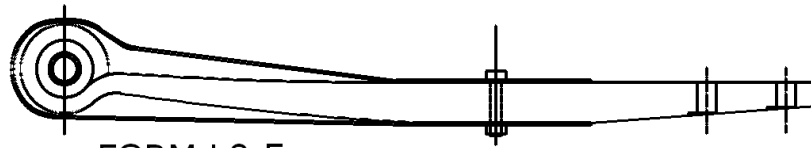
Artikel.Nr.	Achsl.	Blattzahl	Breite	Lx	Ly	L1	L2	Paket- stärke Total height	Spr. Free Arch	Buchsen Bush	Form Shape	Bemerkungen, Remarks
Art.-No.	Axle Load	Leaves	Width									
27033700	4,0	2	80	450	360	300		54		30x60	L4	Li,2/24,Re270338,
27033800	4,0	2	80	450	360	300		54		30x60	L4	Re,2/24,Li270337,
27033900	6,0	2	80	450	360	300		55		30x60	L4	2a26,
27034100	8,0	2	100	450	350	300		58		30x60	L4	2a27,
27034300	10,0	2	100	450	350	300		62		30x60	L4	2a29,
27134800	10,0	2	100	450	490	440		74		30x60	L4	2/35; L45.44/50,
27152600	12,0	2	100	509	465	350		92		30x60	L4.1	li;re271527,
27153900	12,0	2	100	509	515	400		92		30x60	L4.1	li;2/43;re271540,
27152700	12,0	2	100	509	465	350		92		30x60	L4.2	re;li271526,
27154000	12,0	2	100	509	515	400		92		30x60	L4.2	re;2/43;li271539,

# GIGANT

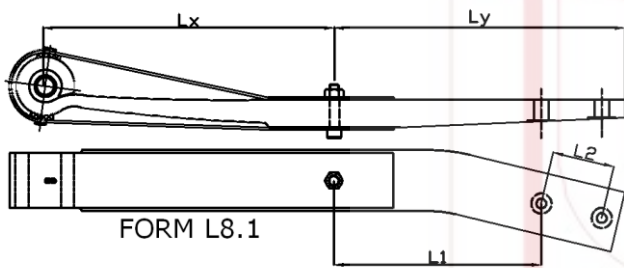


Artikel.Nr.	Achsl.	Blattzahl	Breite	Lx	Ly	L1	L2	Paket- stärke Total height	Buchsen	Form	Bemerkungen, Remarks
Art.-No.	Axle Load	Leaves	Width					Bush	Shape		
27180400	9,0	1	100	550	435	290	120	51	30x60	L8	1/51
27159100	9,0	1	100	500	465	320	120	51	30x60	L8	1/51

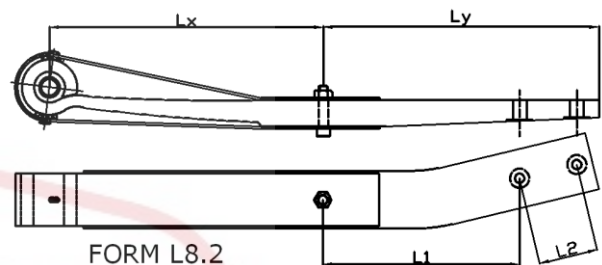
# GIGANT



FORM L8.5



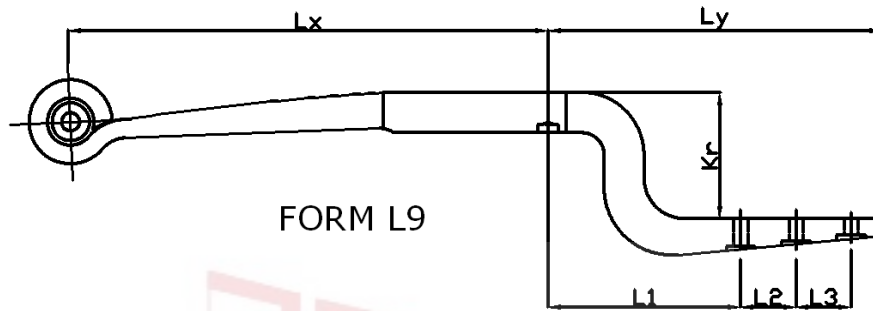
FORM L8.1



FORM L8.2

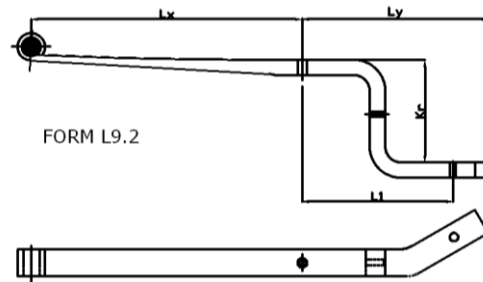
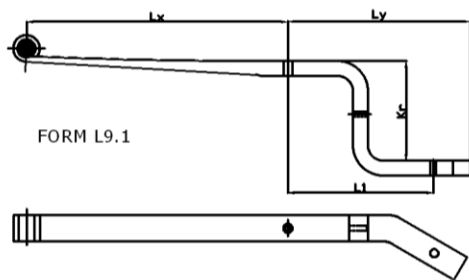
Artikel.Nr.	Achsl.	Blattzahl	Breite	Lx	Ly	L1	L2	Paket- stärke	Buchsen	Form	Bemerkungen, Remarks
27151000	4,5	1	80	430	335	290		38	30x60	L8.2	li;re271511
27151100	4,5	1	80	430	335	290		38	30x60	L8.1	re;li271510
27152800	6,5	1	80	430	360	290		45	30x60	L8.2	li;re271529
27152900	6,5	1	80	430	360	290		45	30x60	L8.1	re;FB;li271528
27134400	8,0	1	100	550	430	310		49	30x60	L8.2	li;;re271345
27134500	8,0	1	100	550	430	310		49	30x60	L8.1	re;;li271344
27164400	8,0	1	100	550	411	310		46	30x60	L8.2	li;re271645
27164500	8,0	1	100	550	411	310		46	30x60	L8.1	re; li271644
27137400	9,0	1	100	500	430			48	30x60	L8.2	li;;re271375
27137500	9,0	1	100	500	430			48	30x60	L8.1	re;li271374
27137800	9,0	1	100	500	470	350		48	30x60	L8.2	li;re271379
27137900	9,0	1	100	500	470	350		48	30x60	L8.1	re;li271378
27137600	11,0	1	100	500	430	310		56	30x60	L8.2	li;re271377
27137700	11,0	1	100	500	430	310		56	30x60	L8.1	re;li271376
27151400	12,0	1	100	500	430	310		56	30x60	L8.2	li; re271515
27151500	12,0	1	100	500	430	310		56	30x60	L8.1	re;li271514
27138000	12,0	1	100	500	470	350		56	30x60	L8.2	li;re271381
27138100	12,0	1	100	500	470	350		56	30x60	L8.1	re;li271380
27155000	12,0	1	100	511	465	350		56	30x60	L8.2	li; re271551
27155100	12,0	1	100	511	465	350		56	30x60	L8.1	re;li271550
27155200	12,0	1	100	511	515	400		56	30x60	L8.2	li;re271553
27155300	12,0	1	100	511	515	400		56	30x60	L8.1	re;li271552
27159100	9,0	1	100	500	465	320	120	51	30x60	L8.5	1/51

# GIGANT



Artikel.Nr.	Achsl.	Blattzahl	Breite	Lx	Ly	L1	L2	Paket- stärke	Spr.	Kr.	Buchsen	Form	Bemerkungen, Remarks
Art.-No.	Axle Load	Leaves	Width					Total height	Free Arch	Crank	Bush	Shape	
27154200	3,5	1	80	290	325	235	70	30		40	24x50	L9	1/30
27154700	3,5	1	80	290	325	235	70	30		40	24x50	L9	1/30
27157700	6,5	1	80	430	370	225	120	45		34	30x60	L9	1/45, LR 43/32
27158100	6,5	1	80	430	370	225	120	45		34	30x60	L9	1/45, TLR 43/32
27182400	7,0	1	100	415	435	290	120	43		175	30x57	L9	1/43
27157800	8,0	1	100	430	370	225	120	48		34	30x60	L9	1/48, LR 43/40
27158200	8,0	1	100	430	370	225	120	48		34	30x60	L9	1/48, TLR43/40
27157000	9,0	1	100	500	395	250	120	48	22	12	30x60	L9	1/48, LR45.1
27157100	9,0	1	100	500	435	290	120	51		39	30x60	L9	1/48, TLR 45.1
27157200	9,0	1	100	500	465	320	120	48		155	30x60	L9	1/48, NLR 45.1
27157600	9,0	1	100	500	505	360	120	51		44	30x60	L9	1/51, TLR50.42/45
27158500	9,0	1	100	500	465	320	120	51	14	80	30x60	L9	1/51
27159500	9,0	1	100	500	395	250	120	48	22	12	30x60	L9	1/48
27159600	9,0	1	100	500	465	320	120	48	22	155	30x60	L9	1/48
27159700	9,0	1	100	500	465	320	120	51	14	80	30x60	L9	1/51
27159800	9,0	1	100	500	435	290	120	48	22	155	30x60	L9	1/48
27162000	9,0	1	100	500	365	310	120	48		11	30x60	L9	1/48
27162100	9,0	1	100	500	435	380	120	48		110	30x60	L9	1/48
27162200	9,0	1	100	500	435	380	120	48		160	30x60	L9	1/48
27180000	9,0	1	100	500	465	320	120	51		80	30x60	L9	1/51
27180100	9,0	1	100	500	435	290	120	48	22	115	30x60	L9	1/48
27180200	9,0	1	100	500	465	320	120	48		205	30x60	L9	1/48
27180500	9,0	1	100	500	435	290	120	48	36	115	30x60	L9	1/48
27181000	9,0	1	100	500	465	320	120	48		205	30x60	L9	1/48
27157300	12,0	1	100	500	395	250	120	56		12	30x60	L9	1/48; LR60.1
27157400	12,0	1	100	500	435	290	120	56		39	30x60	L9	1/56, TLR 60.1
27157500	12,0	1	100	500	465	320	120	56		155	30x60	L9	1/56, NLR 60.1
27158400	12,0	1	100	500	465	320	120	56	14	80	30x60	L9	1/56
27158600	12,0	1	100	500	465	320	120	56	20	45	30x60	L9	1/56
27181300	12,0	1	100	500	505	360	120	60	14	44	30x60	L9	1/60

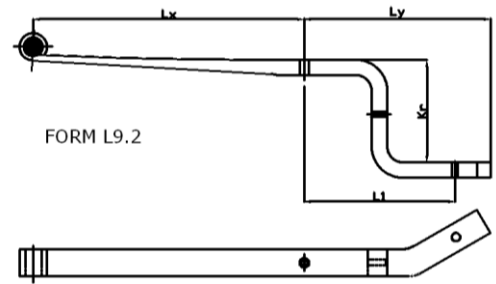
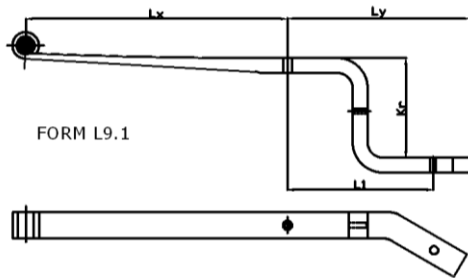
# GIGANT



Artikel.Nr.	Achsl.	Blattzahl	Breite	Lx	Ly	L1	Paket- stärke	Spr.	Kr.	Buchsen	Form	Bemerkungen, Remarks
Art.-No.	Axle Load	Leaves	Width				Total height	Free Arch	Crank	Bush	Shape	
27152400	6,5	1	80	430	365	290	45	34	34	30x60	L9.2	li, 1/45, re 271525, TLR43.29/32
27152500	6,5	1	80	430	365	290	45	34	34	30x60	L9.1	re, 1/45, FB, li 271524
27154300	6,5	1	80	552	460	375	52		40	30x60	L9.2	Li, 1/52,;re271544
27154400	6,5	1	80	553	460	375	52		40	30x60	L9.1	re1/52,;li271543
27156100	6,5	1	100	500	411	310	48		11	30x60	L9.2	li 1/48,;re271562
27156200	6,5	1	100	500	411	310	48		11	30x60	L9.1	Re 1/48,;li271561
27167400	9,0	1	100	500	411	310	48	37	11	30x60	L9.2	li,FB, re 271675, LR50.31/45
27167500	9,0	1	100	500	411	310	48	37	11	30x60	L9.1	re,FB,li 271674
27167800	9,0	1	100	500	450	350	48	14	39	30x60	L9.2	1/48, li,FB,re 271679,TLR50.35/45
27167900	9,0	1	100	500	150	350	48	14	39	30x60	L9.1	1/48, re,FB,li 271678
27138200	9,0	1	100	500	560	380	48		110	30x60	L9.2	1/48, li;FB;;re271383
27138300	9,0	1	100	500	560	380	48		110	30x60	L9.1	1/48, re;FB;;li271382
27155700	9,0	1	100	500	481	380	48		110	30x60	L9.2	1/48, li;re271558
27155800	9,0	1	100	500	481	380	48		110	30x60	L9.1	1/48, re;li271557
27155900	9,0	1	100	500	481	380	48	17	160	30x60	L9.2	1/48, li, re 271560, NLR50.38/45
27156000	9,0	1	100	500	181	380	48	17	160	30x60	L9.1	1/48, re, li 271559
27160000	9,0	1	100	500	481	380	48	17	160	30x60	L9.2	1/48, li,FB, re 271601, NLR50.38/45
27160100	9,0	1	100	500	481	380	48	17	160	30x60	L9.1	1/48, re,FB, li 271600
27162500	9,0	1	100	500	481	380	48		200	30x60	L9.2	1/48li;FB;re271626
27162600	9,0	1	100	500	481	380	48		200	30x60	L9.1	1/48, re;FB;li271625
27168200	9,0	1	100	500	481	380	48	37	110	30x60	L9.2	1/48, li,FB,re 271683, NLR50.38/45
27168300	9,0	1	100	500	481	380	48	37	110	30x60	L9.1	1/48, re,FB,li 271682
27160400	9,0	1	100	550	411	310	48		9	30x60	L9.2	1/48, li;FB;re271605
27160500	9,0	1	100	550	411	310	48		9	30x60	L9.1	1/48, re;FB;li271604
27138400	11,0	1	100	500	565	380	56		110	30x60	L9.2	1/56, li;FB;;re271385
27138500	11,0	1	100	500	565	380	56		110	30x60	L9.1	1/56, re;FB;;li271384
27161400	12,0	1	100	500	415	310	56		14	30x60	L9.2	1,56, li;FB;re271615
27161500	12,0	1	100	500	415	310	56		14	30x60	L9.1	1,56re;FB;li271614
27154800	12,0	1	100	500	450	350	56		45	30x60	L9.2	1/52, li;FB;re271549
27154900	12,0	1	100	500	450	350	56		45	30x60	L9.1	1/52, re;FB;li271548
27168000	12,0	1	100	500	450	350	56		39	30x60	L9.2	1/56, li;FB;re271681
27168100	12,0	1	100	500	450	350	56		39	30x60	L9.1	1/56, re;FB;li271680
27151600	12,0	1	100	500	480	380	56		110	30x60	L9.2	1/56, li;re271517
27151700	12,0	1	100	500	480	380	56		110	30x60	L9.1	1/56, re;li271516

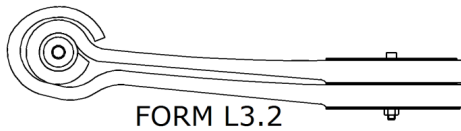


# GIGANT

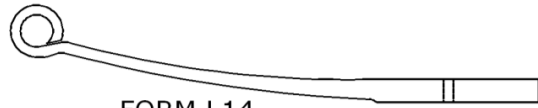


Artikel.Nr.	Achsl.	Blattzahl	Breite	Lx	Ly	L1	Paket- stärke	Spr.	Kr.	Buchsen	Form	Bemerkungen, Remarks
Art.-No.	Axle Load	Leaves	Width				Total height	Free Arch	Crank	Bush	Shape	
27161800	12,0	1	100	500	484	380	56	29	160	30x60	L9.2	1/56, li,FB, re 271619, NLR50.38/60
27161900	12,0	1	100	500	484	380	56	29	160	30x60	L9.1	1/56, re,FB, li 271618
27169000	12,0	1	100	500	480	380	56	29	110	30x60	L9.2	1/56, li,FB, re 271691,NLR50.38/60
27169100	12,0	1	100	500	480	380	56	29	110	30x60	L9.1	1/56, re,FB, li 271690

# GOLDHOFER



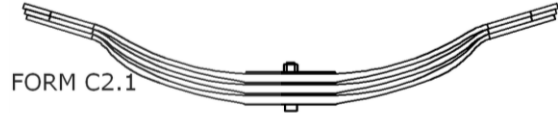
FORM L3.2



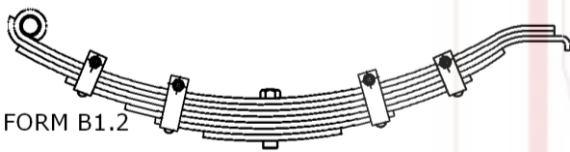
FORM L14



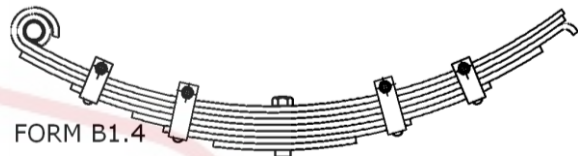
FORM B1.10



FORM C2.1



FORM B1.2



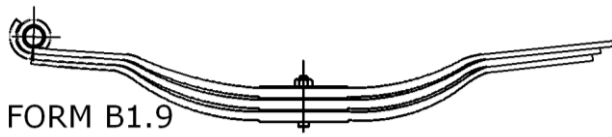
FORM B1.4



FORM B1.11

Artikel.Nr.	Achsl.	Blattzahl	Breite	Lx	Ly	Paket- stärke	Spr.	Buchsen	Form	Bemerkungen, Remarks
Art.-No.	Axle Load	Leaves	Width			Total height	Free Arch	Bush	Shape	
24265200	10,0	2	100	500	105	72		30x60	L3.2	2/33,
24267200		1	100	675	33	58	100	30x57	L14	1/58,
24266000	10,0	2	100	485	600	60	53	24,3x50	B1.10	2/27,Stzw.970,
24263800		2	100	485	600	60	106	30x36	B1.10	2/27,Stzw.970,
24264100	12,5	2	100	485	600	64	95	30x36	B1.10	2/29,Stzw.970,
24264200		2	100	600	600	60	95		C2.1	2/27,Stzw.970,
24264300	12,5	2	100	600	600	64	92		C2.1	2/29,Stzw.970
24260400		9	100	390	470	135		40x48	B1.11	9/15,Stzw.780,
24263200		9	100	450	575	108		30x40	B1.11	9/12,Stzw.1020,
24263300	20,0	5/4	100	477	557	108	120	30x36	B1.2	5/12,4/12,Stzw.940, 3.Lg. m. Haken
24260200	20,0	5/4	100	477	557	108	120	40x48	B1.2	5/12,4/12,Stzw. 940,
24260500		5/6	100	477	557	132	120	40x48	B1.2	5/12,6/12,Stzw.940
24261700	20,0	6/7	100	477	557	156	120	40x48	B1.2	6/12,7/12,Stzw.940
24266800		6/7	100	572	650	159	130		B1.2	1/15,5/12,7/12,Stzw. 1090
24266500		6/9	100	572	650	198	130		B1.2	1/16,5/13,9/13,Stzw.1090
24266100	24,0	11	100	573	650	220	130	40x48	B1.4	11/20,Stzw.1090,
24266400	24,0	9	120	525	600	180	116	40x48	B1.4	9/20,Stzw. 980,

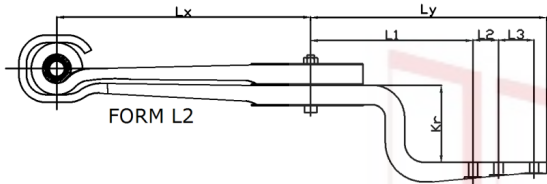
# HÜFFERMANN



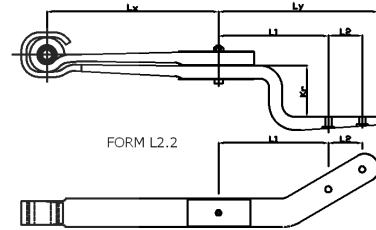
FORM B1.9



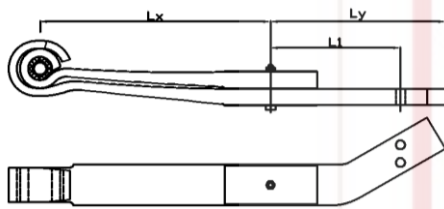
FORM L3



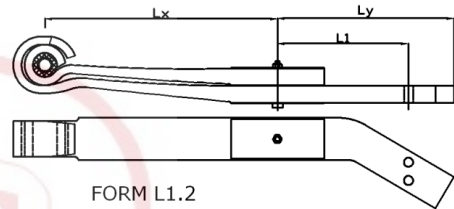
FORM L2



FORM L2.2



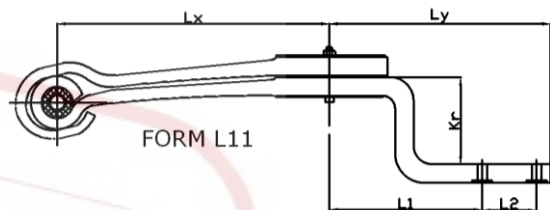
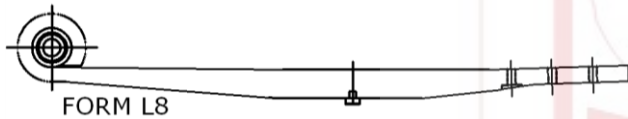
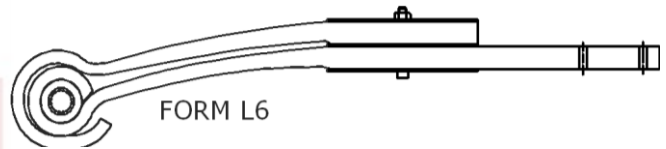
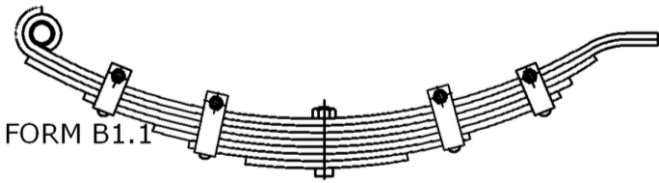
FORM L1.1



FORM L1.2

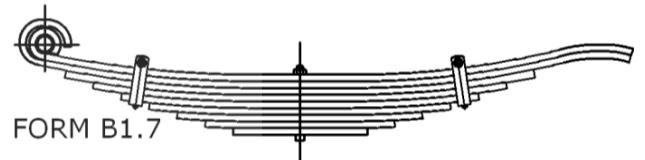
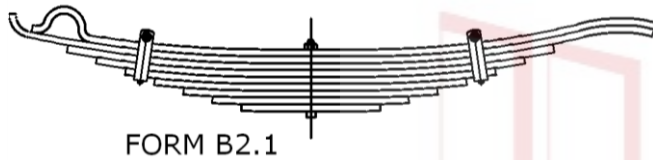
Artikel.Nr.	Achsl.	Blattzahl	Breite	Lx	Ly	L1	L2	Paket- stärke	Spr.	Kr.	Buchsen	Form	Bemerkungen, Remarks
Art.-No.	Axle Load	Leaves	Width					Total height	Free Arch	Crank	Bush	Shape	
24560700	13,0	5	80	977	590			140	107		30x36	B1.9	5/25,
23721900	9,0	3	100	510	610			72	96		30x36	B1.9	3/21,
23722800	9,0	3	100	510	610			72	96		30x57	B1.9	3/21,
24541800	9,0	3	100	510	610			72	96		30x36	B1.9	3/21,
24560400	9,0	3	100	510	610			72	96		30x57	B1.9	3/21
24560200		2	100	500	490						30x60	L1.2	2/43, Sil.-Bl.,
24560300		2	100	500	490							L1.1	2/43, Sil.-Bl.,
24560800		2	90	550	405					120		L2	2/40, Sil.-Bl.,
23720100	7,5	2	90	550	405	270	100	81		40	30x60	L2	2/36, Sil.-Bl.,
23722100	7,5	2	90	550	405	270	100	81		150	30x56	L2	2/36
23722500	5,6	2	80	550	405	270	100	85		120	30x56	L2	2/38,
24560500	7,5	2	90	550	320	270	100	81		120	30x56	L2	2/36,
24560100		2	100	500	490							L2.2	2/43, Sil.-Bl.,
24560000		2	100	500	490							L2.2	2/43, Sil.-Bl.,
24561000	7,5	2	90	555	100			81			30x60	L3	2/36,
24542700	6,0	2	80	550	110			75	17		30x57	L3	2/33,

# KAISER



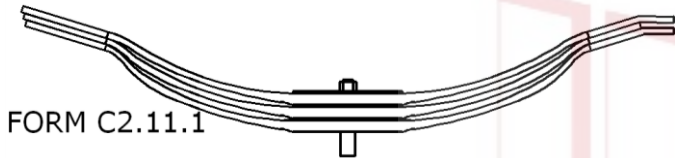
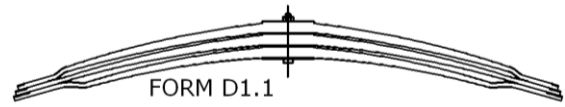
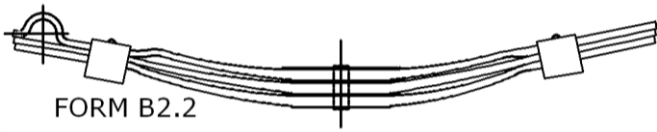
Artikel.Nr.	Blattzahl	Breite	Lx	Ly	L1	L2	Paket- stärke	Spr.	Kr.	Buchsen	Form	Bemerkungen, Remarks
Art.-No.	Leaves	Width					Total height	Free Arch	Crank	Bush	Shape	
24790300	1	100	550	415						30	L8	
09953700	2	100	550	425	205	180	84			30x65	L6	2/40
09953300	2	100	550	515	290	180	68		150	30x64	L11	1/40,1/22
09952400	3	90	575	575			90	143			C2.8	3 Lg. a 26 mm, 3TE Lage beidseitig mit Haken
24790100	2	90	590	590			52	146			C2.7.1	2 Lg. a 23mm, 2te Lage beidseitig mit Haken
24790000	3	90	590	590			78	155			C2.7.1	3 a 23 mm, 3te Lg. beidseitig mit Haken
09965400	11	90	550	570			143	145		30	B1.1	3. Lage am Ende mit Haken
09961400	11	90	577	577			143	140			C2.8	3.Lage beids. m. Haken

# KÄSSBOHRER



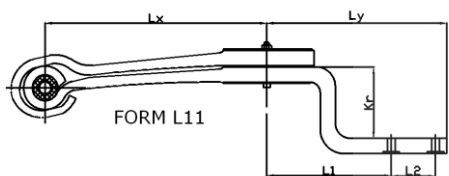
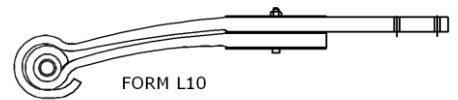
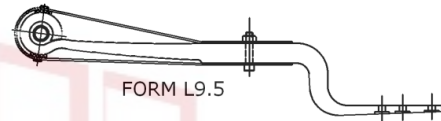
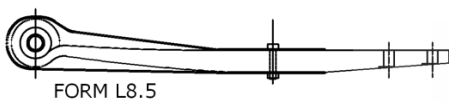
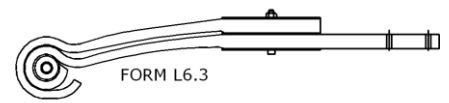
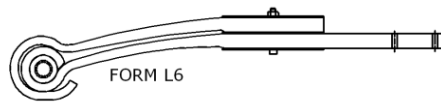
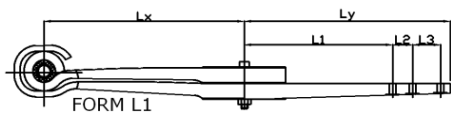
Artikel.Nr.	Achsl.	Blattzahl	Breite	Lx	Ly	L1	L2	Paket- stärke	Spr.	Buchsen	Buchsen	Form	Bemerkungen, Remarks	
Art.-No.	Axle Load	Leaves	Width					Total height	Free Arch	Bush	Bush	Shape		
69833600	12,0	13	80	614	614			156	100	30x40,3	30x40	A1	13/12, Stzw. 1200, 4 Klammern	
69941000		3	100	900	900			76	175			A1.1	3/20, Stützweite 175 mm,	
69979000		3	80	825	825					x57	x57	A1.1	3/23,	
69895000		7	80	565	660			153	100	25x30			B1.7	3/12,4/10, Stzw. 1150
69917000		7	80	619	667			76	120	25x30			B1.7	3/12,4/10, Stzw. 1200,
69788000		8	80	565	660			86	100	25x30			B1.7	8, 3/12,5/10, Stzw. 1150
69910000		8	80	667	763			86	112	25x30			B1.7	3/12,5/10, Stzw. 1350,
69844600		9	80	680	773			96	155	30x40,3			B1.7	9,3/12,6/10, Stzw. 1350,
69796000		10	80	565	660			106	100	30x40,3			B1.7	10, 3/12,7/10, Stzw. 1150
69845600		10	80	680	773			106	155	30x40,3			B1.7	10,3/12,7/10, Stzw. 1350,
69710000		11	60	550	628			88	100	25x30			B1.7	11/8, Stzw. 1100
69846600		11	80	680	770				155	30x40,3			B1.7	3/12, 8/10
69794000		12	80	510	607			120	80	25x30			B1.7	12/10,
69806000		12	80	680	773			126	155	30x40,3			B1.7	12,3/12,9/10, Stzw. 1350,
69712000		13	60	550	628			104	100	25x30			B1.7	13/8, Stzw. 1100,
69820000		13	80	565	660			262	100	30x40,3			B1.7	13, 3/12,10/10, Stzw. 1150,
69843600		14	80	563	660			146	100	30x40,3			B1.7	14, 3/12,11/10,
69870000		14	80	664	762			146	120	25x30			B1.7	14,3/12,11/10,
69912000		15	80	680	773			158	155	30x40,3			B1.7	4/12,11/10, Stzw. 1350,
69893000		9	80	680	770			96	155				B2.1	3/12,6/10, Stzw. 1350,
69899000		10	80	565	660			106	100				B2.1	3/12,7/10, Stzw. 1150
69914000		12	80	565	660			126	100				B2.1	3/12,9/10, Stzw. 1150
69892000		12	80	680	770			126	155				B2.1	3/12,9/10, Stzw. 1350,
69891000		13	80	565	660			136	100				B2.1	3/12,10/10, Stzw. 1150,
69885000	14	80	565	660			146	100				B2.1	14,3/12,11/10, Stzw. 1150,	
69890000	14	80	670	765			148	120				B2.1	14,4/12,10/10, Stzw. 1350,	
69898000	15	80	680	770			180	155				B2.1	3/12,12/12, Stzw. 1350,	

# KÄSSBOHRER



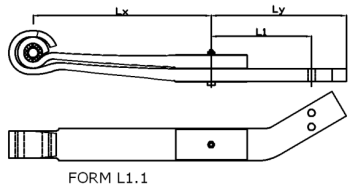
Artikel.Nr.	Achsl.	Blattzahl	Breite	Lx	Ly	Paket-	Spr.	Form	Bemerkungen, Remarks
Art.-No.	Axle Load	Leaves	Width			stärke			
69935000	2,8	2	80	604	682	36	125	B2.2	2/16, Stützweite 1200
69929000	4,5	3	80	604	682		120	B2.2	3/17, Spr. Stützweite 1200
69933000	4,3	3	80	604	682	57	123	B2.2	3/17, Spr. bei Stützweite 1200
69934000	4,0	3	80	604	682	54	122	B2.2	3/16, Spr. bei Stützweite 1200
69942000	5,8	4	80	604	682	76	131	B2.2	4/17, Spr. bei Stützweite 1200
69945000	4,5	2	80	605	680	48	143	B2.2	2/21, Stützweite 1200
69937000	8,0	3	80	605	680	77	105	B2.2	3/22,5; Spr. bei Stützweite 1200
69940000	10,0	3	80	605	680	84	90	B2.2	3/25, Spr. bei Stützweite 1200
69950000		3	80	605	680	90	85	B2.2	3/27,
69931000	8,0	2	90	490	620	66	40	B2.2	2/26,
69924000		3	90	510	715	80	80	B2.2	3/21, Spr. bei Stützweite 1000
69921000	8,0	2	90	530	660	66	40	B2.2	2/26,
69920000	8,0	3	90	605	680	72	115	B2.2	3/21, Spr. bei Stützweite 1200
69923000	10,0	3	90	605	680	84	90	B2.2	3/25, Spr. bei Stützweite 1200
69925000	10,0	3	90	605	680	87	75	B2.2	3/26, Spr. bei Stützweite 1200
69949000	9,0	3	90	605	680	78	98	B2.2	3/23, Spr. bei Stützweite 1200
69946000	9,0	4	80	542	570	92		C2.11.1	4/20
69947000		3	100	750	750	87	90	D1.1	3/26, Spr. bei Stützweite 1250

# KÄSSBOHRER

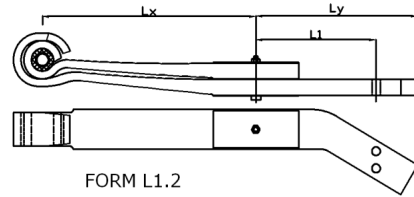


Artikel.Nr.	Achsl.	Blattzahl	Breite	Lx	Ly	L1	L2	Paket- stärke	Kr.	Buchsen	Form	Bemerkungen, Remarks
Art.-No.	Axle Load	Leaves	Width					Total height	Crank	Bush	Shape	
69977000		2	80	650	430			120			L1	
69928000	10,0	2	100	530	390	235	115	86		30x65	L1	2/40,
69930000	8,0	2	80	550	340	230	80	69		30x65	L10	2/33,
69959000	9,0	2	80	550	340	230	80	38			L10	2/38,
69959900	9,0	2	80	550	340	230	80	81			L10	2/38,
69959000	9,0	2	80	550	340	230	80	81		30x65	L10	2/38,
69936000	8,0	2	80	550	340	230	80	75		30x65	L10.1	2/33,
69936900	8,0	2	80	550	340	230	80	75			L10.1	2/33,
69936800	8,0	2	80	550	340	230	80	75		x64	L10.1	2/33,
69938000	9,0	2	80	550	340	230	80	89		30x65	L10.1	2/40,
69938900	9,0	2	80	550	340	230	80	89			L10.1	2/40,
69956000	9,0	2	80	550	380	270	80	81	58	x64,4	L11	2/38,
69939000	8,0	2	80	550	380	270	80	75	55	30x65	L11.3	2/33,
69955000	9,0	2	80	550	390	295	70	81		x64,4	L6	2/38,
69960000	10,0	2	100	525	400	285	90			x64	L6	2/45,
69932000	10,0	2	100	520	400	285	90	89		30x65	L6.3	2/40,
69967000	6,5	1	100	530	415	270	120	62		42x68,5	L8.5	1/56,
69980000	7,0	1	100	530	485	320	120	48	110	42x68,5	L9.5	1/48,
69976000		1	100	530	465	320	120	62	110	42x68,5	L9.5	1/56,
69983000		1	100	530	485	320	120	52	110	42x64,7	L9.5	1/56,

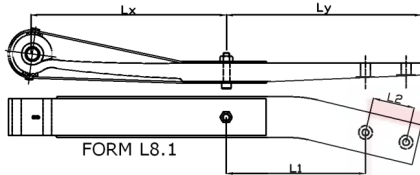
# KÄSSBOHRER



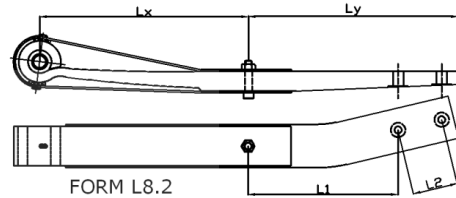
FORM L1.1



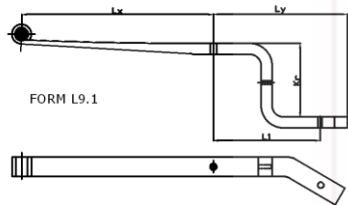
FORM L1.2



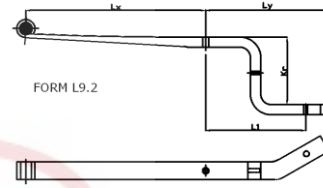
FORM L8.1



FORM L8.2



FORM L9.1

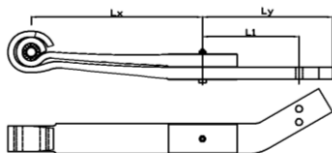


FORM L9.2

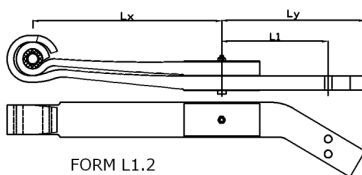
Artikel.Nr.	Achsl.	Blattzahl	Breite	Lx	Ly	L1	L2	Paket- stärke	Kr.	Buchsen	Form	Bemerkungen, Remarks
Art.-No.	Axle Load	Leaves	Width					Total height	Crank	Bush	Shape	
69972000	9,0	1	80	550	478	318	120	50	246	x64,4	L9.2	1/50
69973000	9,0	1	80	550	478	318	120	50	246	x64,4	L9.1	1/50
69970000	9,0	1	100	530	415	270	120	62		42x68,5	L8.2	1/56, mit Sil.-Bl.
69971000	9,0	1	100	530	415	270	120	62		42x68,5	L8.1	1/56, mit Sil.-Bl.
69981000	9,0	1	100	530	415	275	120	50		42x65	L8.2	1/50, Sil.-Bl., re 699820
69982000	9,0	1	100	530	415	275	120	50		42x65	L8.1	1/50, Sil.-Bl., li 699810
69953000	9,0	1	80	550	454	314	120	52	140	x64,4	L9.2	1/52
69954000	9,0	1	80	550	454	314	120	52	140	x64,4	L9.1	1/52
69951000	9,0	2	80	550	454	314	120	81	178	30x65	L6.2	2/38
69952000	9,0	2	80	550	454	314	120	81	178	30x65	L6.1	2/38
69963000	9,0	2	80	550	470	324	120	95	140	x64,4	L6.2	2/45
69964000	9,0	2	80	550	470	324	120	95	140	x64,4	L6.1	2/45
69965000	9,0	2	80	550	470	324	120	95	225	x64,4	L6.2	2/45, re 699660
69966000	9,0	2	80	550	470	324	120	95	225	x64,4	L6.1	2/45, li 699650
69965800	9,0	2	80	550	470	324	120	95	225	x64,4	L6.2	2/45, Sil.-Bl., re 699668
69966800	9,0	2	80	550	470	324	120	95	225	x64,4	L6.1	2/45, Sil.-Bl., li 699658
69957000	10,0	2	100	548	497	360	120	93		x64,4	L6.2	2/43
69958000	10,0	2	100	548	497	360	120	93		x64,4	L6.1	2/43
69968000	10,0	2	100	550	470	339	120	103	184	x64,4	L6.2	2/48
69969000	10,0	2	100	550	470	339	120	103	184	x64,4	L6.1	2/48
69961000	10,0	2	100	693	442		120	115		x64,4	L1.2	2/54
69962000	10,0	2	100	693	442		120	115		x64,4	L1.1	2/54



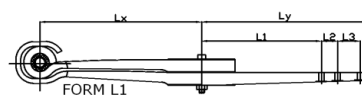
# KÖGEL



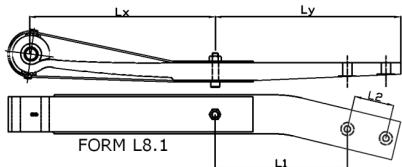
FORM L1.1



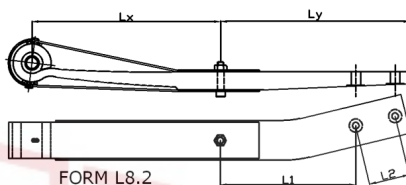
FORM L1.2



FORM L1



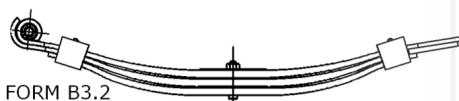
FORM L8.1



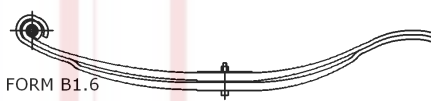
FORM L8.2



FORM D1.1



FORM B3.2



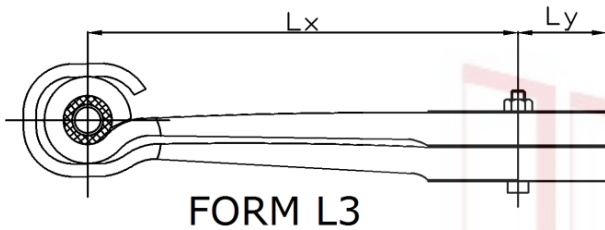
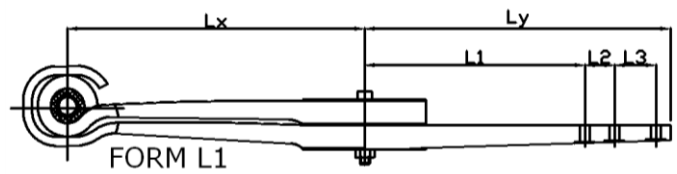
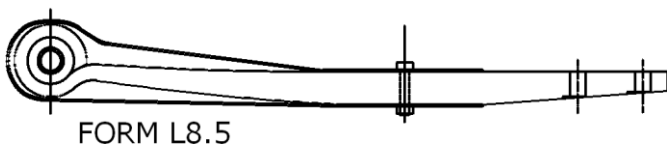
FORM B1.6



FORM C2.8

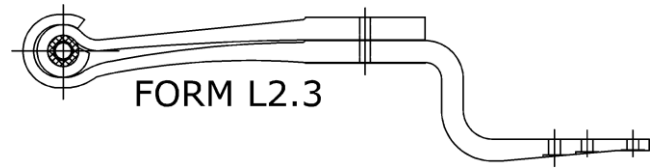
Artikel.Nr.	Achsl.	Blattzahl	Breite	Lx	Ly	L1	L2	Paket- stärke	Spr.	Buchsen	Form	Bemerkungen, Remarks
Art.-No.	Axle Load	Leaves	Width					Total height	Free Arch	Bush	Shape	
22513100	18,0	2	100	500	585	440	120	110		30x57	L1	2/52
22513200	18,0	2	100	500	595		120	110		30x57	L1.2	li,2/52, re 225133
22513300	18,0	2	100	500	595		120	110		30x57	L1.1	re,2/52, li 225132
22513400	18,0	2	100	500	595			110		30x57	L1.2	li,2/52, L1=: ,L2=: , re 225135
22513500	18,0	2	100	500	595			110		30x57	L1.1	re, 2/52, l1=: ,L2=: , li 225134
22513600	4,7	1	100	500	595	465	70	44		30x57	L8.2	li, 1/40, re 225137
22513700	4,7	1	100	500	595	465	70	44		30x57	L8.1	re, 1/40, li 225136
22500700	3,1	8	70	515	580			67	120	26x36	B1.6	Stützweite 990, 1/10, 1/9, 6/8
22511700	3,6	3	80	517	575			54	111	24x50	B1.6	3/15, Stützweite 990
22503300	7,5	16	80	555	630			138	80	28x34	B1.6	Stützweite 1090, 2/10, 6/9, 8/8
22503800	8,0	19	80	555	630			148	80	28x34	B1.6	Stützweite 1090, 2/10, 8/9, 9/8
22509800		11	80	563	645			110	119	28x34	B1.6	11/10
22510600		11	80	563	645			112	119	24,3x50	B1.6	Stützweite 1090, 1/12, 10/10
22508700	8,0	12	100	595	695			120	80	30x36	B1.6	12/10, Stützweite 1190
22507600		15	100	595	695			150	80	30x36	B1.6	15/10, Stützweite 1190
22507400		13	100	650	750			130	90	30x36	B1.6	Stützweite 1300
22508100		17	100	650	750			170	90	30x36	B1.6	17/10, Stützweite 1300
22513000		3	80	560	665			101	100	24x50	B3.2	3/19,1/20 Pl.,1/15 Pl.,
22511300	10,0	2	100	590	590			60	27		D1.1	2/27, Stützweite 970
22504700	8,0	11	80	551	651			88	80		C2.8	11/8, Stützweite 1090
22504800	12,0	15	80	551	551			113	80		C2.8	8/8, 7/7, Stützweite 990
22505100	14,5	18	80	551	651			144	80		C2.8	18/8, Stützweite 1090
22505000	16,0	18	80	551	551			144	80		C2.8	18/8, Stützweite 990
22507300	14,7	14	100	611	718			126	110		C2.8	14/9,Spr. b. Stützweite 1200
22508400	20,0	15	100	618	618			165	100		C2.8	15/11,Spr. b. Stützweite 1100

# LANGENDORF



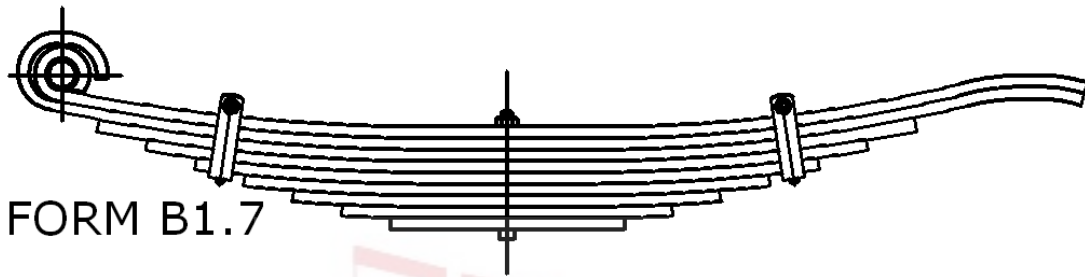
Artikel.Nr.	Achsl.	Blattzahl	Breite	Lx	Ly	L1	L2	Paket- stärke	Spr.	Buchsen	Form	Bemerkungen, Remarks
Art.-No.	Axle Load	Leaves	Width					Total height	Free Arch	Bush	Shape	
25002000	8,0	2	100	550	385	243	120	72		30x65	L1	2/33,
25003000	8,0	2	100	550	385	243	120	72		30x65	L1	2/33,
25003300	8,0	2	100	550	388	243	120	72		30x65	L1	2/33,
25004100	8,0	2	100	550	388	243	120	72		30x57	L1	2/33,
25004200	8,0	2	100	550	388	243	120	72	47	30x60	L1	2/33,
25002100	10,0	2	100	550	385	243	120	86		30x65	L1	2/40,
25002600	10,0	2	100	550	388	243	120	98		30x65	L1	2/46,
25003100	10,0	2	100	550	388	243	120	86		30x65	L1	2/40,
25002200	10,0	2	100	550	560	403	120	92		30x65	L1	2/43,
25003200	10,0	2	100	550	560	403	120	92		30x65	L1	2/43,
25004300		2	100	582	105			98		30x60	L3	2/46,
25004000		1	100	550	388	243	120	50	34	30x65	L8.5	1/50,

# LOHR



Artikel.Nr.	Achsl.	Blattzahl	Breite	Lx	Ly	L1	L2	L3	L4	Paket- stärke	Kr.	Buchsen	Form	Bemerkungen, Remarks	
Art.-No.	Axle Load	Leaves	Width							Total height	Crank	Bush	Shape		
09841800	8,0	2	100	550	620	280	120	130	50	89		30x65	L1.3	8-10to Achsl.,2/40	
09843600	8,0	2	100	550	490	280	120			75	68	30x65	L2.3		2/33
09843800		2	100	550	630	290	120	130	50	89	100	30x65	L2.3		2/40

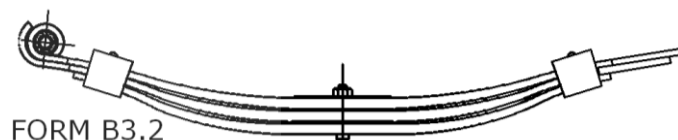
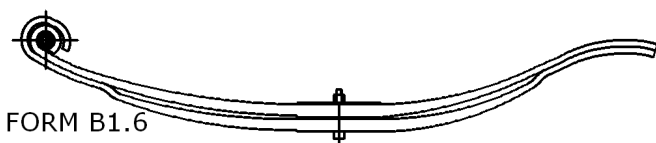
# MÜLLER MITTELALT



FORM B1.7

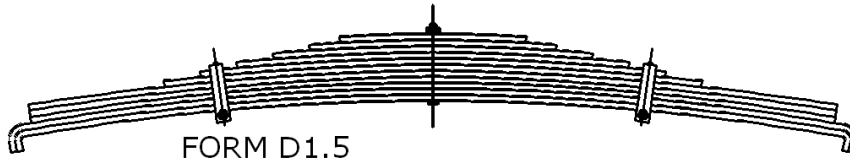
Artikel.Nr.	Achsl.	Blattzahl	Breite	Lx	Ly	Paket- stärke	Spr.	Buchsen	Form	Bemerkungen, Remarks
Art.-No.	Axle Load	Leaves	Width			Total height	Free Arch	Bush	Shape	
25264100	5,0	2	80	412	480	44	73	24x50	B1.7	2/19, Stützweite 800,
25264000	4,0	2	80	412	480	40	73	24x50	B1.7	2/17, Stützweite 800,
25264900		6	80	413	483	60	85	24x50	B1.7	6/10, Stzw. 800,
25260200		6	80	413	483	60	85	28x34	B1.7	6/10, Stützweite 800,
25260400		7	80	413	483	70	85	28x34	B1.7	7/10, Stützweite 800,
25260500		8	80	413	483	80	85	28x34	B1.7	8/10, Stützweite 800,
25260600		9	80	413	453	90	85	28x34	B1.7	9/10, Stützweite 800,
25260700		11	80	413	453	110	85	28x34	B1.7	11/10, Stützweite 800,
25269100	6,0	8	80	430	500	80	120	28x34	B1.7	8/10
25263700	6,0	8	80	430	500	80	120	24x50	B1.7	8/10, Stützweite 800,
25265900		10	80	515	585	100	100	24x50	B1.7	10/10, Stützweite 1000,
25267200	4,0	2	80	527	595	44	133	24x50	B1.7	2/19, Stützweite 1000,
25265300	6,2	2	80	527	595	54	123	24x50	B1.7	2/24, Stützweite 1000,
25264300	5,5	2	80	527	595	50	123	24x50	B1.7	2/22, Stützweite 1000,
25264200	4,0	2	80	527	595	44	133	24x50	B1.7	2/19, Stützweite 1000,
25267400	7,0	3	80	532	585	72	129	24x50	B1.7	3/21
25265800	6,0	3	80	553	610	66	184	24x50	B1.7	3/19
25265600		8	80	554	645	80	100	28x34	B1.7	8/10, Stützweite 1090,
25260800		8	100	413	453	80	85	30x36	B1.7	8/10, Stützweite 800,
25260900		11	100	413	453	110	85	30x36	B1.7	11/10, Stützweite 800,
25266000	9,0	2	100	495	590	56	57	24x50	B1.7	2/25, Spr. bei Stützweite 1000,
25264800		14	100	495	585	140	80	24x50	B1.7	14/10, Stützweite 970,

# MÜLLER MITTELALT

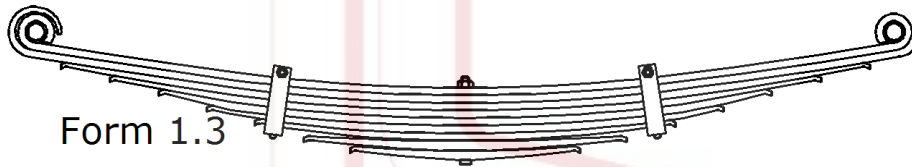


Artikel.Nr.	Achsl.	Blattzahl	Breite	Lx	Ly	Paket-	Spr.	Buchsen	Form	Bemerkungen, Remarks
Art.-No.	Axle Load	Leaves	Width			stär- ke				
25264000	4,0	2	80	412	480	40	73	24x50	B1.6	2/17, Stützweite 800, TA-P4
25264100	5,0	2	80	412	480	44	73	24x50	B1.6	2/19, Stützweite 800, TA-P5
25264900		6	80	413	483	60	85	24x50	B1.6	6/10, Stzw. 800 mm
25265900		10	80	515	585	100	100	24x50	B1.6	10/10, Stützweite 1000 mm
25264200	4,0	2	80	527	595	44	133	24x50	B1.6	2/19, Stützweite 1000, P4-Ha
25264300	5,5	2	80	527	595	50	123	24x50	B1.6	2/22, Stützweite 1000; P5.5
25265300	6,2	2	80	527	595	54	123	24x50	B1.6	2/24, Stützweite 1000; P6.2
25267200	4,0	2	80	527	595	44	133	24x50	B1.6	2/19, Stützweite 1000, P4-Hi
25267400	7,0	3	80	532	585	72	129	24x50	B1.6	3/21
25265800	6,0	3	80	553	610	66	184	24x50	B1.6	3/19
25265600		8	80	554	645	80	100	28x34	B1.6	8/10, Stützweite 1090 mm
25261500	10,0	2	100	485	600	60	48	30x36	B1.10	2/27, Stützweite 970; TA-P9
25261900	8,0	2	100	485	600	56	45	30x36	B1.10	2/25, Stützweite 970
25262200	8,0	2	100	485	600	56	45	24x50	B1.10	2/25, Stützweite 970
25261700	5,5	3/1	100	485	485	108	50		C2.9	3/19, 1/19, CHKP5.5
25266000	9,0	2	100	495	590	56	57	24x50	B1.6	2/25, Spr. bei Stützweite 1000; TA-P9
25264800		14	100	495	585	140	80	24x50	B1.6	14/10, Stützweite 970 mm
25263100	10,0	3	100	615	715	78	90	24x50	B3.4	3/23, Stützweite 1200; P10A
25264700	10,0	3	100	615	715	78	90	40x50	B3.4	3/23, Stützweite 1200; PM10-L
25264600	10,0	3	100	615	650	78	90	40x50	B3.2	3/23, Stützweite 1200; PM10-K
25268600		3	100	615	650	78	90	24x50	B3.2	3/23, Stützweite 1200
25269000	8,0	5	100	615	663	90	87	24x50	B3.2	5/16

# PEITZ



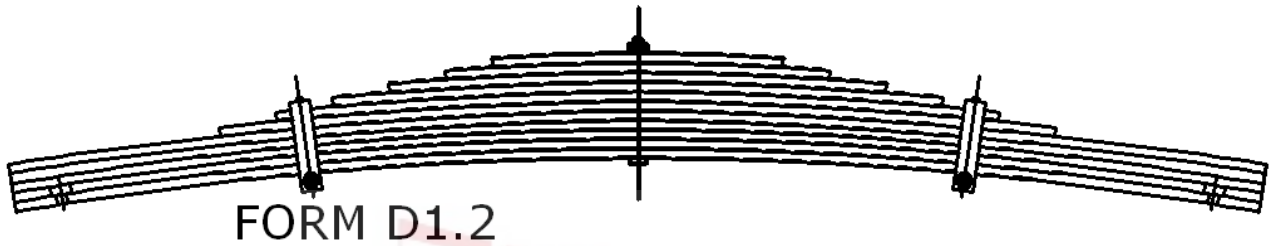
FORM D1.5



Form 1.3

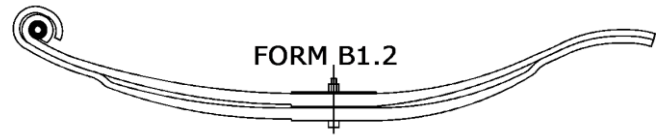
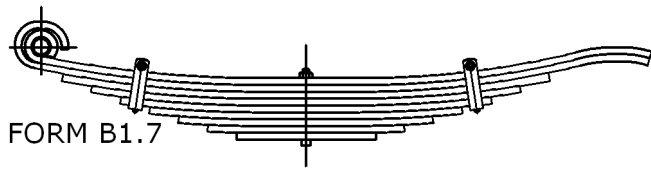
Artikel.Nr.	Achsl.	Blattzahl	Breite	Lx	Ly	Paket- stärke	Spr.	Buchsen	Buchsen	Form	Bemerkungen, Remarks
Art.-No.	Axle Load	Leaves	Width			Total height	Free Arch	Bush	Bush	Shape	
25854400	13,0	19	120	901	901	266	110			D1.5	19/14
25855900	5,0	8	70	399	399	80	110	26x32	26x32	A1.3	8/10

# PEITZ



Artikel.Nr.	Achsl.	Blattzahl	Breite	Lx	Ly	Paket-	Spr.	Form	Bemerkungen, Remarks
Art.-No.	Axle Load	Leaves	Width			stärke			
						Total height			
25859000	7,0	8	120	770	770	128	110	D1.2	8/16
25858900	9,0	11	120	815	815	176	110	D1.2	11/16
25858800	5,0	8	100	515	515	104	70	D1.2	8/13,
25858700	9,0	9	120	990	990	180	110	D1.2	9/20
25858600	8,0	8	120	990	990	160	110	D1.2	8/20
25858500	7,0	7	120	990	990	140	110	D1.2	7/20
25857900	6,0	8	120	815	815	128	110	D1.2	2x6to,8/16
25857800		8	120	815	815	128	110	D1.2	
25857700	9,0	11	120	950	950	220	90	D1.2	2x9to,11/20
25857600	4,0	7	100	573	573	91	50	D1.2	2x4to,7/13
25857500	5,0	6	120	790	790	96	110	D1.2	2x5to,6/16
25857400	8,0	10	120	770	770	160	110	D1.2	2x8to,10/16
25857300	6,0	7	120	770	770	112	110	D1.2	2x6to,7/16
25857200	9,0	11	120	840	840	176	110	D1.2	2x9to,11/16
25857100	5,0	6	120	770	770	96	110	D1.2	2x5to,6/16
25856900	8,0	10	120	840	840	160	110	D1.2	2x8to,10/16
25856700	9,0	12	120	890	890	192	110	D1.2	2x9to,12/16
25856600	7,0	9	120	840	840	144	110	D1.2	2x7to,9/16
25856500	8,0	10	120	815	815	160	110	D1.2	2x8to,10/16
25856400	6,0	6	120	690	690	96	110	D1.2	2x6to,6/16
25856300	5,0	5	120	690	690	80	110	D1.2	2x5to,5/16
25856200	8,0	11	120	890	890	176	110	D1.2	2x8to,11/16
25856100	6,0	8	120	840	840	128	110	D1.2	2x6to,8/16
25855800		13	100	573	573	130	50	D1.2	13/10
25855700	6,0	10	100	600	600	130		D1.2	10/13
25855500	4,0	7	100	573	573	91		D1.2	7/13
25855300	9,0	11	120	980	980	220	90	D1.2	11a20,
25855200	9,0	11	100	930	930	220	90	D1.2	11a20,
25852800	8,0	12	120	785	785	168		D1.2	12/14

# PEITZ



Artikel.Nr.	Achsl.	Blattzahl	Breite	Lx	Ly	Paket- stärke	Spr.	Buchsen	Form	Bemerkungen, Remarks
Art.-No.	Axle Load	Leaves	Width			Total height	Free Arch	Bush	Shape	
25855000		7	60	382	460	63	60	24x28	B1.7	7/9,Stzw.750,
25855400		11	60	393	437	88	95	24x28	B1.7	11/8,Stzw.750,
25857000	5,0	8	70	378	475	80	75	26x32	B1.7	2x5to,2x5,5to,8/10
25856000	5,0	10	70	380	450	100	40	26x32	B1.7	2x5to,2x5,5to,10/10
25851000	2,8	6	70	382	460	54	60	26x32	B1.7	2x2,8to,2x3,0to,6/9,Stzw.750,
25851100	4,0	7	70	382	460	70	60	26x32	B1.7	7/10,Stzw.750,
25863400		2	70	385	460	42	60	26x32	B1.2	2/18
25863300	4,0	2	70	385	460	42	60	26x32	B1.2	2/18
25863000	5,5	3	70	385	440	63	60	28x34	B1.2	3/18
25855600	5,0	8	70	399	475	80	110	26x32	B1.7	2x5to,2x5,5to,8/10
25856800	5,0	10	70	399	475	100	110	26x32	B1.7	2x5to,2x5,5to,10/10
25863600	5,0	3	70	403	475	92	100	26x32	B1.7	3/17,2/16Pl.
25851200	4,0	8	70	457	535	80	60	26x32	B1.7	Stzw.900,
25854200		11	70	457	535	110	60	26x32	B1.7	
25854300	4,0	10	70	548	622	100	70	26x32	B1.7	Stzw.1080,
25852200	5,0	6	80	382	460	60	60	28x34	B1.7	6a10,Stzw.750,
25851300	6,0	7	80	382	460	70	60	28x34	B1.7	7/10,Stzw.750,
25862700	6,0	2	80	385	440	46	60	28x34	B1.2	2/20
25855100	7,0	9	80	390	465	90	60	28x34	B1.7	9/10,Stzw.765,
25852300	5,0	8	80	457	535	80	60	28x34	B1.7	8/10,Stzw.900,
25851600	8,0	9	80	457	535	108	60	28x34	B1.7	Stzw.900,9/12,
25851400	6,0	10	80	457	535	100	60	28x34	B1.7	10/10,Stzw.900,
25865000	6,0	2	80	462	535	50	60	28x34	B1.2	2/22
25851500	6,0	8	80	516	590	96	60	28x34	B1.7	Stzw.1020,8/12,
25851800	6,5	9	80	516	590	108	60	28x34	B1.7	2a6,5to,2a7,0to,Stzw.1020,9/12,
25851700	8,0	10	80	516	590	120	60	28x34	B1.7	10/12,Stzw.1020,
25851900	6,5	10	80	561	635	120	60	28x34	B1.7	Stzw.1110,10/12,
25853300	6,0	9	80	578	652	108	70	28x34	B1.7	Stzw.1140,9/12,
25854900	7,0	11	80	578	652	132	70	28x34	B1.7	Stzw.1140,11/12,
25853400	8,0	12	80	578	652	144	70	28x34	B1.7	Stzw.1140,12/12,
25865100	6,0	2	80	582	650	58	60	28x34	B1.2	2/26

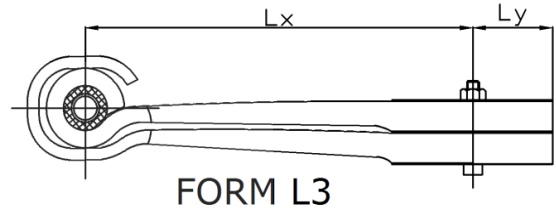
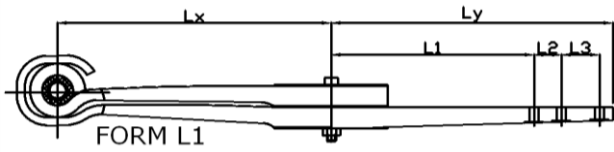


# PEITZ



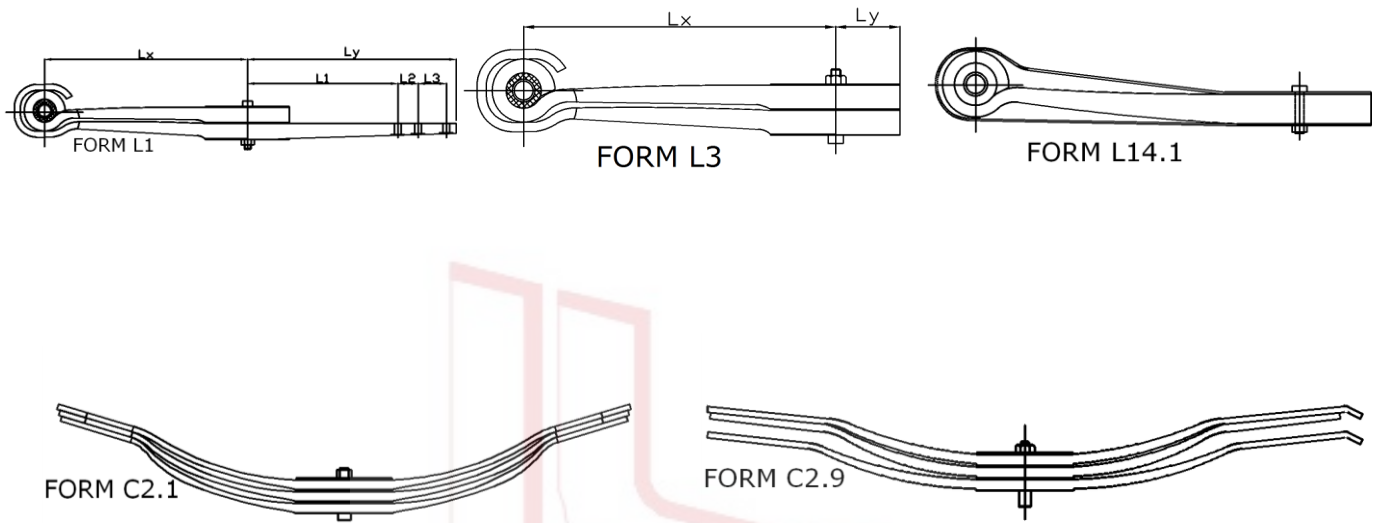
Artikel.Nr.	Achsl.	Blattzahl	Breite	Lx	Ly	Paket- stärke	Spr.	Form	Bemerkungen, Remarks
Art.-No.	Axle Load	Leaves	Width			Total height	Free Arch	Shape	
25862900	4,5	2	80	460	460	42	60	C2.13	2x4,5to,2/18
25862600	8,0	3	80	460	460	66	60	C2.13	3/19,Stzw.750,
25860100	7,0	2	80	535	535	54	60	C2.13	2/24,Stzw.900,
25860000	6,0	2	80	535	535	50	60	C2.13	2/22,Stzw.900,
25853000	6,0	10	80	535	535	100	60	C2.13	10/10
25854700	6,0	8	80	590	590	96	60	C2.13	8/12
25853200	8,0	10	80	590	590	120	60	C2.13	10/12
25860200	8,0	2	80	595	595	62	60	C2.13	2/28,Stzw.1020,
25861700	10,0	3	80	595	595	84	60	C2.13	Stzw.1020,3/25
25861500	8,0	2	80	605	605	62	60	C2.13	2x8,0to,2/28
25860800	7,0	2	80	610	610	62	60	C2.13	Stzw.1060,2/28,
25863500	9,0	2	80	630	630	66	60	C2.13	2/30
25863100	10,0	2	80	650	650	72	60	C2.13	2/33
25862400	9,0	2	80	650	650	66	60	C2.13	Stzw.1140,2/30,
25862300	6,0	2	80	650	650	58	60	C2.13	Stzw.1140,2/26,
25854600	8,0	12	80	652	652	144	70	C2.13	12/12
25860600	7,0	2	80	655	655	62	80	C2.13	Stzw.1140,2/28,
25861800	10,0	3	80	665	665	87	80	C2.13	Stzw.1160,3/26,
25862500	6,0	2	80	715	715	62	80	C2.13	STzw.1260,2/28,
25854800	8,0	10	80	715	715	140	80	C2.13	10/14
25863200	6,0	2	80	760	760	62	60	C2.13	2/28
25862800	9,4	3	80	760	760	93	80	C2.13	2x9,4to,3/28
25861900	4,0	2	100	483	483	56	60	D4	2/25
25862100	5,0	2	100	585	585	62	60	D4	2/28
25862000	5,0	2	100	585	585	62	50	D4	2/28
25860400	8,0	2	100	665	665	60	80	C2.13	Stzw.1160,2/27,
25860300	8,0	2	100	705	705	64	80	C2.13	Stzw.1240,2/29,
25860900	8,0	2	100	715	715	64	80	C2.13	Stzw.1260,2/29,
25860700	10,0	3	100	715	715	84	80	C2.13	Stzw.1260,3/25,
25861300	10,0	3	100	765	765	90	80	C2.13	Stzw.1360,3/27,

# PEITZ



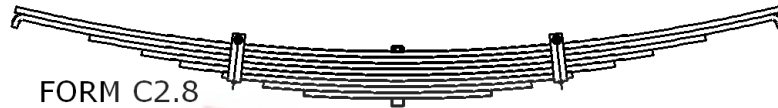
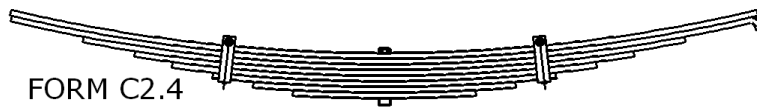
Artikel.Nr.	Achsl.	Blattzahl	Breite	Lx	Ly	L1	L2	Paket- stärke Total height	Buchsen	Form	Bemerkungen, Remarks
Art.-No.	Axle Load	Leaves	Width						Bush	Shape	
25860500	6,0	1	100	550	430	290	100	46	30x65	L8.6	1/40, Achslast 6,0-7,0 to.,
25861400	10,0	2	100	550	110			89	30x65	L3	2/40,
25861200	8,0	2	100	550	430	290	100	75	30x65	L1	2/33,
25861100	10,0	2	100	550	430	290	100	89	30x65	L1	2/40,
25861000	12,0	2	100	550	430	290	100	95	30x65	L1	2/43,

# PIACENZA



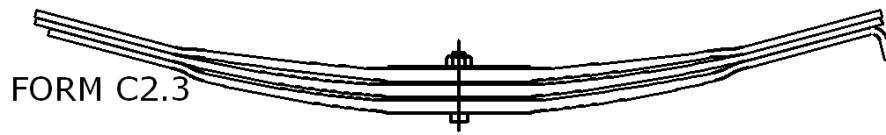
Artikel.Nr.	Achsl.	Blattzahl	Breite	Lx	Ly	L1	L2	Paket- stärke Total height	Spr. Free Arch	Buchsen Bush	Form Shape	Bemerkungen, Remarks	
Art.-No.	Axle Load	Leaves	Width										
24630700	9,0	2	100	550	400	239	141	89		30x57	L1	2/40	
24631700		2	100	550	120			89		30x57	L3	2/40	
24631500		2	100	610	120			89		30x57	L3	2/40	
24633400		1	100	550	105			59	17	30x57	L14.1	1/53	
24631400		4	100	560	560			92	120			C2.1	4/20
24630300		4	90	540	540				55			C2.9	3/19, 1/20, 1/PI
24630400		4	90	540	540				112	55		C2.9	3/14, 1/24, 1/24PI., 1/10PI.
24630600		5	90	540	540				120	55		C2.9	4/14, 1/25, 1/24PI.
24630900		5	90	540	540				111	55		C2.9	4/14, 1/20, 1/20PI.
24630200		6	90	540	540				120	55		C2.9	4/19, 2/20

# ROR



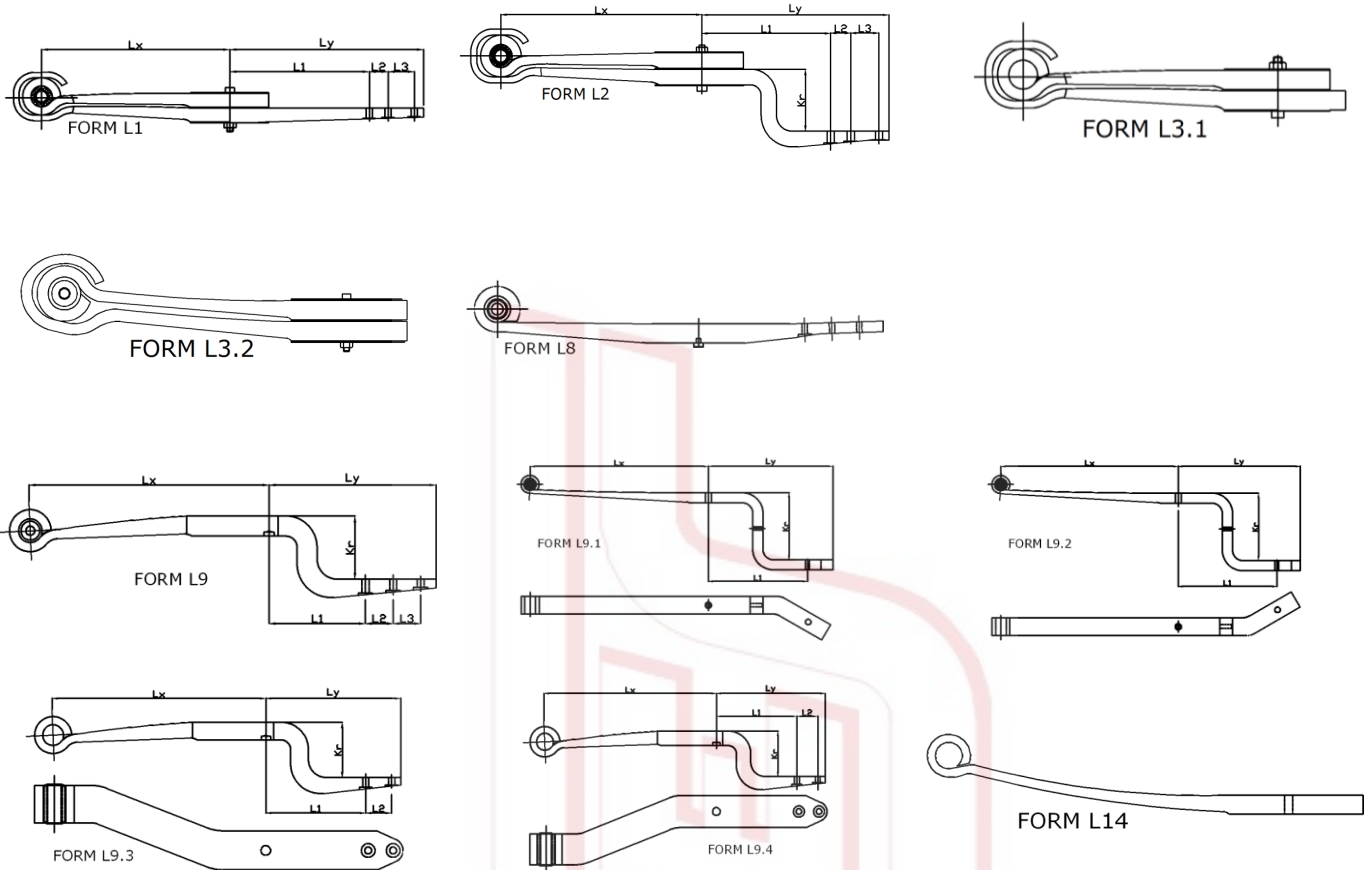
Artikel.Nr.	Achsl.	Blattzahl	Breite	Lx	Ly	Paket- stärke	Spr.	Form	Bemerkungen, Remarks
Art.-No.	Axle Load	Leaves	Width			Total height	Free Arch	Shape	
88752500	8,0	9	75	642	607	117	119	C2.4	9/13, 3.Lg. m. Haken
88752600		9	75	607	607	117	111	C2.8	9/13,3.Lg. m. Haken
88758600		12	75	642	607	156		C2.4	12/13,4.Lg. m. Haken
88758800		7	75	610	610		120	C2.8	7/14, mit 2 Haken
88758900		11	75	595	540		118	C2.4	11/11,
88758900		11	75	595	540		118	C2.4	11/11,
88759000		10	75	642	607	130	130	C2.4	10/13,4.Lg.m. Haken
88759100		8	75	654	613	112	75	C2.4	8/14,3.Lg. m. Haken
88759200		7	75	640	610		135	C2.4	7a14,Hlg. m. Haken
88759300		8	75	590	590	104	135	C2.4	8/13, 3.Lg. m. Haken
88759300		8	75	590	590	104	135	C2.4	8/13,3.Lg. m. Haken
88759400		10	76	590	590	130	135	C2.4	10/13,3.Lg. m. Haken
88759500		8/1	75	457	457	101	136	C2.8	8/11,1/13; 3.Lg. m. 2 Haken
88759600		8	75	540	457	101	130	C2.4	8/11,1/13, 3.Lg.mit Haken
88759600		8	75	540	457	101	130	C2.4	8/11,1/13,3.Lg.m.Haken
88770000		12	75	610	610	150	111	C2.8	6/13,6/12, 4Lg. mit.. 2 Haken
88770500		8	75	641	613	104		C2.4	8/13, 3.Lg. m. Haken
88771200		8	75	535	535	104	110	C2.8	8/13, 2.Lg. mit Haken
88771300		8	75	617	617	112	137	C2.8	8/14, 3.Lg m. 2 Haken
88771400		11	75	640	580	154	89	C2.4	11/14; 4Lg. mit Haken
88771500	11	75	580	580	154	89	C2.8	11/14 mm 4te Lg. mit Haken	
88771600	8	75	535	535	104	110	C2.8	8/13, 2.Lg.mit Haken	
88772200	10	75	640	580	140	93	C2.4	10/14; 3te Lage mit Haken	

# ROR



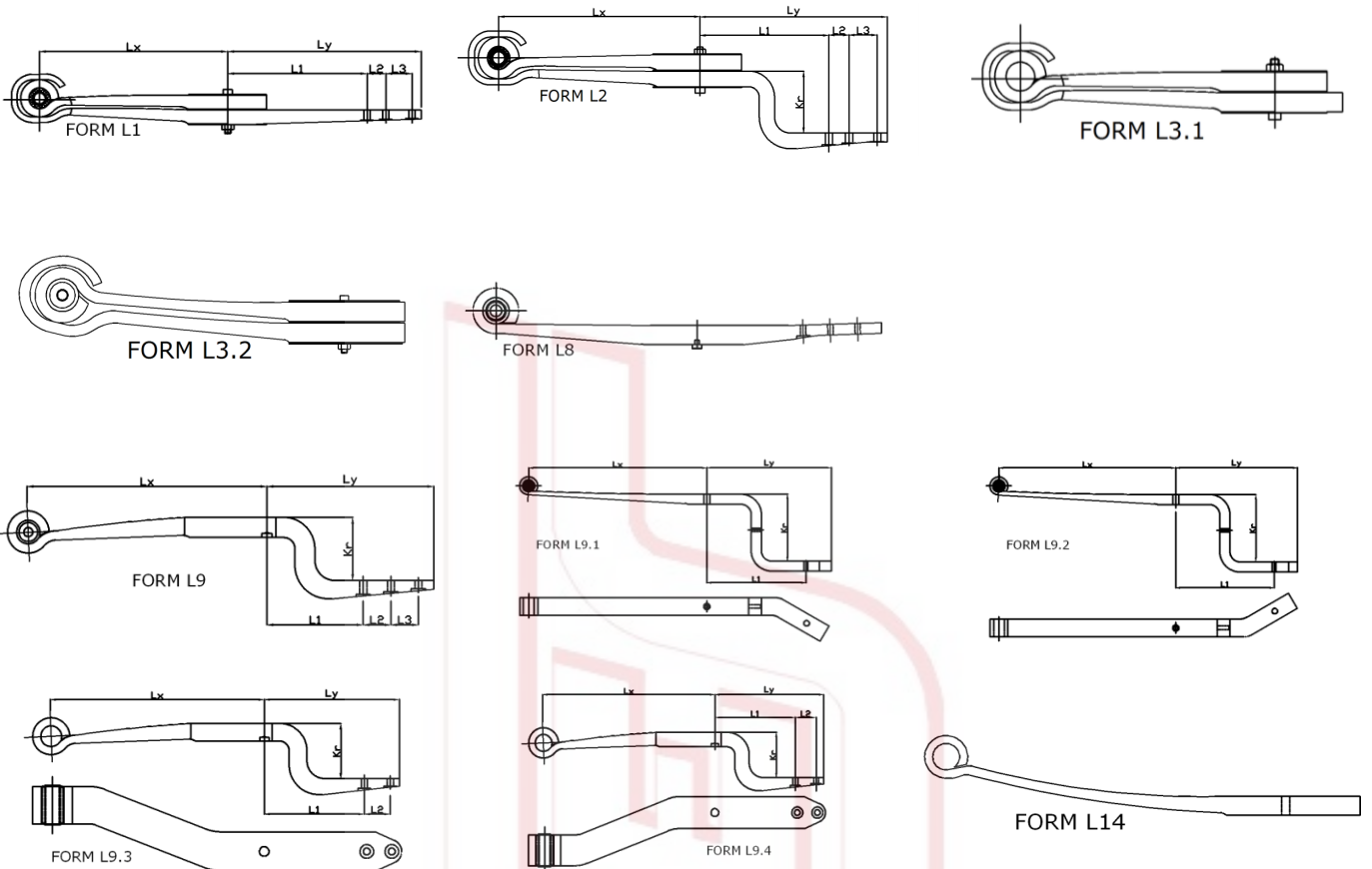
Artikel.Nr.	Achsl.	Blattzahl	Breite	Lx	Ly	Paket- stärke	Spr.	Form	Bemerkungen, Remarks
Art.-No.	Axle Load	Leaves	Width			Total height	Free Arch	Shape	
88759900	10,0	1	75	572	650	43	109	C2.3	
88758400	10,0	1	75	572	572	43	95	C2.3	
88772000		1	75	580	580	41		C2.3	
88772100		1	75	580	580	41		C2.3	
88758500	9,4	1	75	600	600			C2.3	
88758000	9,4	1	75	650	600	38		C2.3	
88770700		3	75	490	545	68	95	C2.3	3/22,3.Lg. m. Haken
88773300	8,0	3	75	490	490			C2.3	
88758700	8,0	3	75	545	490			C2.3	3/22,3.Lg. m. Haken
88770300		3	75	590	590	75		C2.3	3/25, 3.Lg.mit Haken
88759700	10,0	3	75	614	614	80	137	C2.3	3a25, 3.Lg. m. 2 Haken
88770400		3	75	619	592	79		C2.3	3/25, 3.Lg. eins. m. Haken
88759800	10,0	3	75	645	614	80	140	C2.3	3a25,3.Lg. m. Haken
88773900		4	75	605	605	100	97	C2.3	4/25, 4. Lage mit Haken
88770800		4	75	645	615	100	90	C2.3	4/25, 4.Lg.eins. m. Haken
88773500		4	75	645	595	100	94	C2.3	4/25, 4.Lage hinten mit Haken
88770800		4	75	645	615	100	90	C2.3	4/25, 4.Lg. mit Haken

# ROR



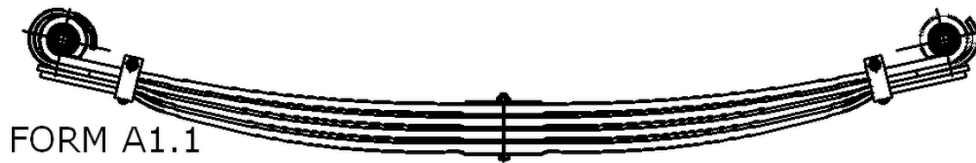
Artikel.Nr.	Achsl.	Blattzahl	Breite	Lx	Ly	L1	L2	Paket- stärke Total height	Spr. Free Arch	Kr.	Buchsen Bush	Form Shape	Bemerkungen, Remarks	
Art.-No.	Axle Load	Leaves	Width							Crank				
46104100	11,0	2	100	500	460							L1	2/38	
46103800		2	100	530	430							L1	2/35+45	
88770200		2	100	530	420	265	100	97	18		30x57	L1	2/40,1/11Pl.	
88771100		2	100	530	465	332	100	79			30x60	L1	2/35,	
88771700		2	100	530	448	330	100	79			30x60	L1	2/35,	
88773400		2	100	530	420	265	100	89			30x57	L1	2/40,	
88772700		2	100	500	465	335	100	86		150	30x57	L2	2/43,	
46104000		2	100	500	440					150		L2	2x38	
88770600		2	100	530	450	330	100	79		125	30x57	L2	2/35	
88772800		2	100	530	115				80		30x57	L3.1	1/35,1/45	
46103900	9,0	2	100	530	115							L3.2	2/35+45	
88772900		1	75	530	450	320	100	58			x57	L8	1/58	
88771800		1	100	530	450	320	100	48			30x57	L8	1/48	
88773100		1	100	530	450	320	100	48	12		24x57	L8	1/48	
88773800		1	100	530	430	280	100	50			30	L8	1/50	
46104700		1	100	530	430							L8	1/45	
46104800		1	100	530	430							L8	1/50	
88773000		1	75	530	450	320	100	58		106	x57	L9	1/58	
88770100		9,0	1	100	530	450	320	100	48		134	30x60	L9	1/48
88771900		9,0	1	100	530	450	320	100	48		134	24x60	L9	1/48
46104400		1x47	100	530	460					130		L9.1		

# ROR

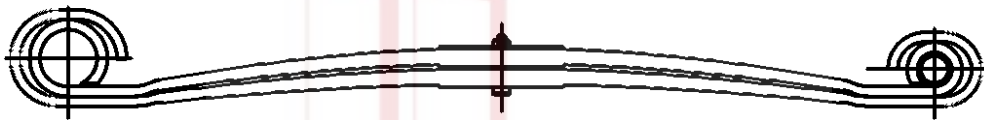


Artikel.Nr.	Achsl.	Blattzahl	Breite	Lx	Ly	L1	L2	Paket- stärke Total height	Spr. Free Arch	Kr. Crank	Buchsen Bush	Form Shape	Bemerkungen, Remarks
Art.-No.	Axle Load	Leaves	Width										
46104600		1x47	100	530	460					130		L9.2	
88772300		1	100	530	450	330	100	47		135	30x57	L9.3	re,li 887724
88772400		1	100	530	450	330	100	47		135	30x57	L9.4	li,,re 887723
88772500		1	100	530	450	320	100	50		135	24x57	L9.3	re,li 887726
88772600		1	100	530	450	320	100	50		135	24x57	L9.4	li,re 887725
88773200		1	100	530	100			48			x57	L14	1/48
88774000		1	100	530	105			50			30x57	L14	1/50
88773600		1	100	575	100			50	15		24x60	L14	1/50
88771000		2	100	575	470	225	100	107			30		1/60,1/35

# SAUER



FORM A1.1

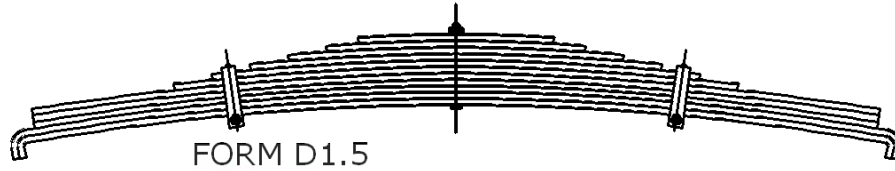


FORM L5

Artikel.Nr.	Achsl.	Blattzahl	Breite	Lx	Ly	Paket- stärke	Spr.	Buchsen	Buchsen	Form	Bemerkungen, Remarks
Art.-No.	Axle Load	Leaves	Width			Total height	Free Arch	Bush	Bush	Shape	
88611600	8,0	3	100	560	465	69	143	40x50	24,3x50	A1.1	3/20,
88620300	8,0	6	100	560	465	82	146	x50	24x50	A1.1	Stzw.935,1/14,5/13,
88610900	8,0	3	100	585	520		148	35x50		A1.1	3/20,
88610700	8,0	2	100	715	480	60	140	40x50	30x36	A1.1	2/27,
88611300	8,0	2	100	715	480	60	132	40x50	24,3x50	A1.1	2/27,
88611000	10,0	2	100	715	480	64	135	40x50	30x36	A1.1	2/29,
88612100	10,0	2	100	715	480	64		40x50	24,3x50	A1.1	2/29,
88612100	10,0	2	100	715	480	64		40x50	24,3x50	A1.1	2/29,
88610100	8,0	2	100	553	553	56		25x30		L5	Stzw.1100,2/25,
88610100	8,0	2	100	553	553	56		25x30		L5	Stzw.1100,2/25,
88610800	8,0	3	100	560	500			x50	35	L5	3/20
88610800	8,0	3	100	560	500			x50	35	L5	3/20
88610200	10,0	2	100	553	553	60		25x30		L5	Stzw.1100,2/27,
88610200	10,0	2	100	553	553	60		25x30		L5	Stzw.1100,2/27,
88610300	10,0	2	100	553	453			25x30		L5	2/27,Stzw.1000,
88610300	10,0	2	100	553	453			25x30		L5	2/27,Stzw.1000,
88612000	10,0	2	100	685	480	64		40x50	24,3x50	L5	2/28,
88612000	10,0	2	100	685	480	64		40x50	24,3x50	L5	2a28,

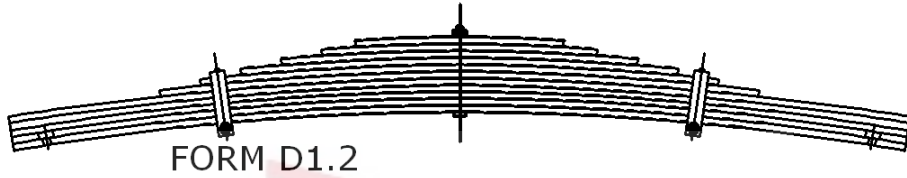


# SAUER



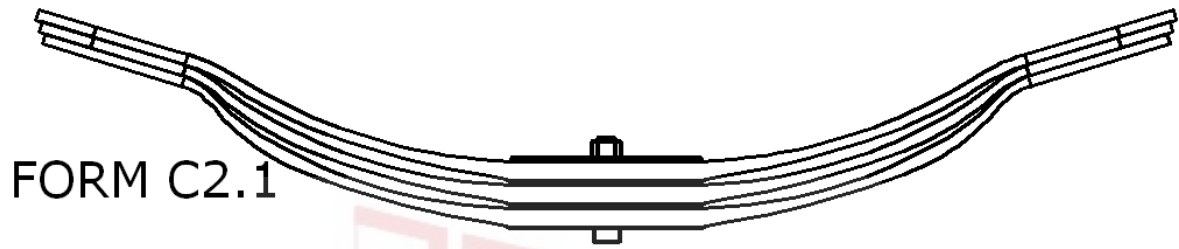
Artikel.Nr.	Achsl.	Blattzahl	Breite	Lx	Ly	Paket- stärke Total height	Spr.	Form	Bemerkungen, Remarks
Art.-No.	Axle Load	Leaves	Width						
88609600	10,0	17	120	853	853	238	110	D1.5	Stzw.1670,17/14,
88609400	12,0	17	120	853	853	238	110	D1.5	Stzw.1670,17/14,
88609300	14,0	19	120	853	853	266	110	D1.5	Stzw.1670 ,19/14,
88609700	10,0	17	120	901	901	238	110	D1.5	Stzw.1770,17/14,
88609500	12,0	18	120	901	901	252	110	D1.5	Stzw.1770 ,18/14,
88609200	14,0	17	120	901	901	268	110	D1.5	2/14,15/16,Stzw.1770,
88608700	14,0	19	120	901	901	266	110	D1.5	Stzw.1770,19/14,
88609100	16,0	19	120	901	901	300	110	D1.5	2/14,17/16,Stzw.1770,
88608500	16,0	17	120	925	925	338	103	D1.5	Stzw.1820 ,2/16,15/18,
88608800	14,0	20	120	926	926	280	110	D1.5	Stzw.1820 ,20/14,
88620700	20,0	19	120	926	926	338	110	D1.5	Stzw.1820,2/14,2/20,15/18,
88620600	14,0	21	120	973	973	294	110	D1.5	21/14,
88609900	16,0	17	120	973	973	302	110	D1.5	Stzw.1920 ,2/14,2/20,13/18,
88609800	20,0	21	120	973	973	374	110	D1.5	Stzw.1920 ,2/14,2/20,17/18,

# SAUER



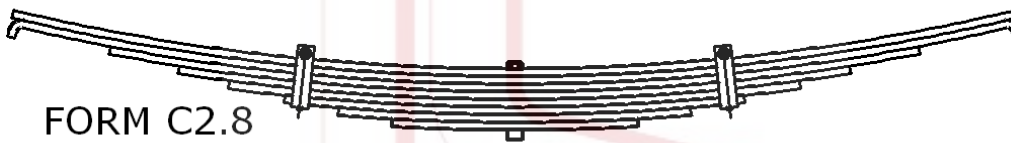
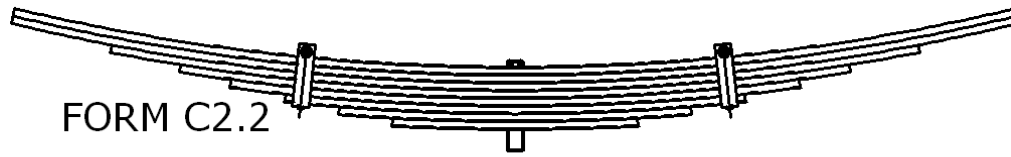
Artikel.Nr.	Achsl.	Blattzahl	Breite	Lx	Ly	Paket- stärke	Spr.	Form	Bemerkungen, Remarks
Art.-No.	Axle Load	Leaves	Width			Total height	Free Arch	Shape	
88620800	6,0	7	120	505	505	98	15	D1.2	7/14,
88603600	6,0	9	120	730	730	126	60	D1.2	9/14,
88603800	8,0	11	120	730	730	154	60	D1.2	11/14,
88620400	11,0	8	120	760	760	160	50	D1.2	8/20,
88603700	8,0	13	120	780	780	182	60	D1.2	13/14,
88604000	10,0	17	120	780	780	238	60	D1.2	17/14,
88606000	14,0	19	120	780	780	266	60	D1.2	19/14,
88621100	8,0	13	120	785	785	182	70	D1.2	13/14,
88620200	3,0	11	120	790	790	99	80	D1.2	11/9,
88607700	12,0	17	120	790	790	238	80	D1.2	17/14,
88607800	14,0	19	120	790	790	266	80	D1.2	19/14,
88603900	10,0	18	120	830	830	252	70	D1.2	18/14,
88605800	14,0	19	120	830	830	285	70	D1.2	19/15,
88606800		20	120	830	830	360	90	D1.2	20/18,
88605900	16,0	22	120	830	830	330	70	D1.2	22/15,
88620000	10,0	13	120	835	835	195	85	D1.2	13/15,
88608100	10,0	18	120	835	835	252	80	D1.2	18/14,
88608000	14,0	19	120	835	835	285	80	D1.2	19/15,
88607900	16,0	22	120	835	835	330	80	D1.2	22/15,

# SAUER



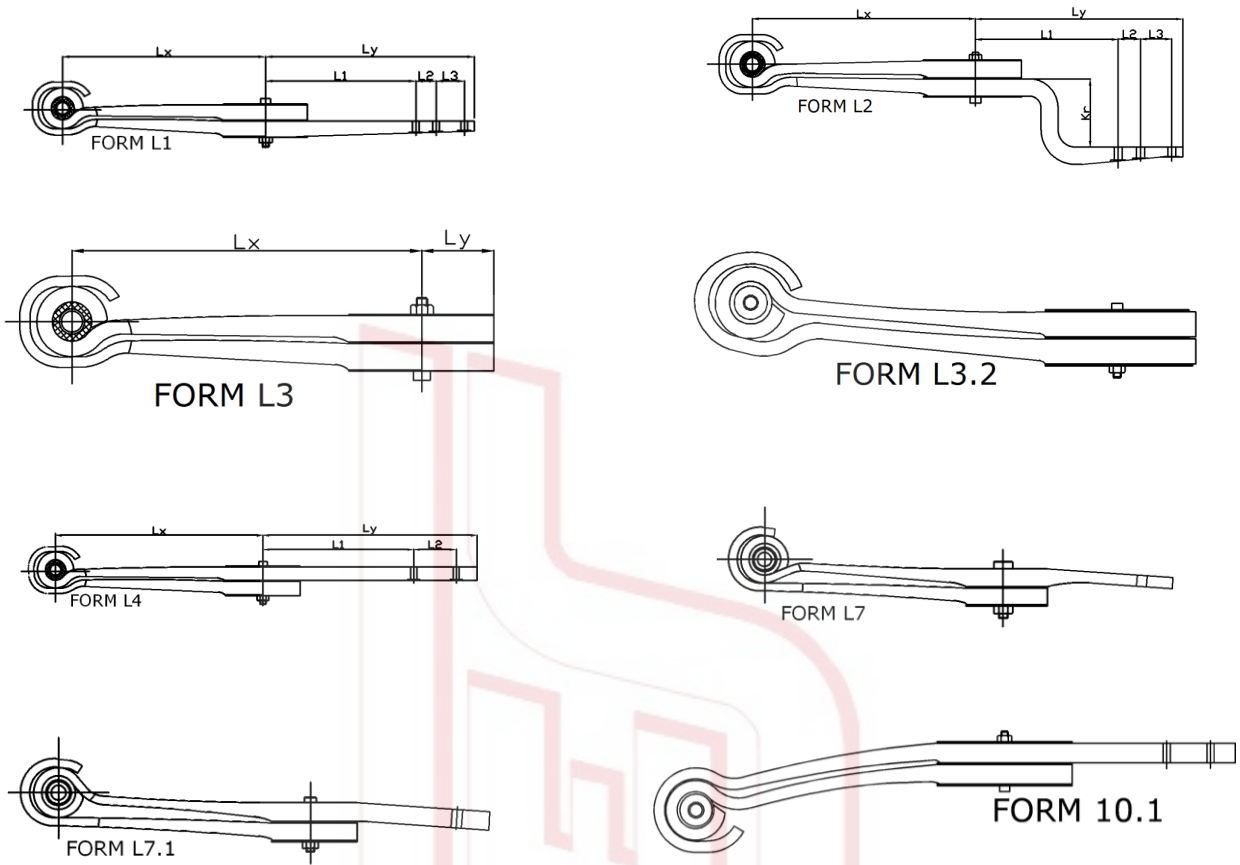
Artikel.Nr.	Achsl.	Blattzahl	Breite	Lx	Ly	Paket- stärke	Spr.	Form	Bemerkungen, Remarks
Art.-No.	Axle Load	Leaves	Width			Total height	Free Arch	Shape	
88613200	8,0	3	100	517	517	63	110	C2.1	3/18, Stzw.780,
88611500	8,0	3	100	520	520	60	115	C2.1	3/17, Stzw.780,
88613800	8,0	3	100	585	585	72	45	C2.1	3/21, Stzw.950,
88612500	10,0	2	100	605	605	63	65	C2.1	2/27, Stzw.970,
88610000	8,0	3	100	610	610	69	60	C2.1	3/19, Stzw.970,

# SAUER



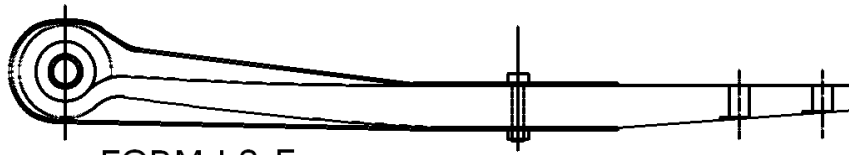
Artikel.Nr.	Achsl.	Blattzahl	Breite	Lx	Ly	Paket- stärke	Spr.	Form	Bemerkungen, Remarks
Art.-No.	Axle Load	Leaves	Width			Total height	Free Arch	Shape	
88604800	7,4	12	80	598	598	120	50	C2.8	Achsl. 8,0 to,12/10, Stzw.960
88607000	13,0	13	100	480	480	130	50	C2.2	
88606700	8,0	8	100	505	505	80	40	C2.2	
88607300	10,0	11	100	505	505	110	50	C2.2	
88607100	14,0	12	100	540	540	144	50	C2.2	
88606300		16	100	598	598	160	55	C2.8	
88608600	6,0	9	100	598	598	90	50	C2.2	
88605500	8,0	11	100	598	598	110	50	C2.8	
88606400	10,0	13	100	598	668	130	55	C2.8	
88609000	11,0	13	100	605	605	143	70	C2.2	
88606500	14,0	13	100	605	605	156	50	C2.2	
88607600	16,0	13	100	605	605	169	50	C2.2	
88605600	10,0	13	100	607	607	130	55	C2.8	
88621000	14,0	13	100	677	677	169	85	C2.2	
88620900	20,0	11	100	677	677	165	85	C2.2	
88621300	20,0	12	100	720	720	180	82	C2.2	
88621200	22,0	15	100	875	875	270	130	C2.2	

# SAUER

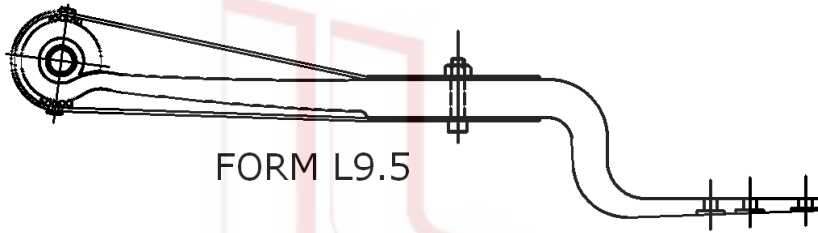


Artikel.Nr.	Achsl.	Blattzahl	Breite	Lx	Ly	L1	L2	L3	Paket- stärke Total height	Spr. Free Arch	Kr. Crank	Buchsen Bush	Form Shape	Bemerkungen, Remarks
Art.-No.	Axle Load	Leaves	Width											
88616400	5,5	2	100	500	425	305	70		80	41		30x68	L1	2/38
88617100		2	100	500	425	305	70		90			30x68	L1	2/43
88613000		2	100	510	357	192	141		51			30x68	L1	1/15,1/30,
88617000		2	100	520	365	245	70		80	94		30x68	L1	2/38,
88617600		2	100	520	335	215	70		90			30x68	L1	2/43
88614500		2	100	530	370	320			92			30x68	L1	2/43,
88618100		1	100	517	425	305	70		51		22	x68	L2	
88614600		2	100	530	510	335	71	71	90		140	30x68	L2	2/43
88617300		2	100	750	55				120			30x68	L3	2/54
88611800		2	100	575	55				92			30x68	L3	2/43,
88611700		2	100	575	55				86			30x68	L3	2/40,
88611200		2	100	575	55				82			40x50	L3.2	1/30,1/46,
88611100		2	100	575	55				70			40x50	L3.2	1/18,1/46,
88615000		2	100	520	365	315			80			30x68	L4	2/38
88615000		2	100	520	365	315			80			30x68	L7	2/38
88614900		2	100	520	365	315			70			30x68	L7	2/33
88614700		2	100	520	365				80			30x68	L7	2/38
88614400		2	100	520	365	315			70			30x68	L7	2/33
88613100		2	100	510	385	330			66			30x68	L7.1	2/30,
88617500	2	100	520									L10.1	2/43,	

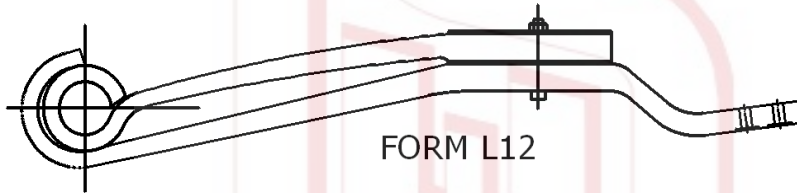
# SAUER



FORM L8.5



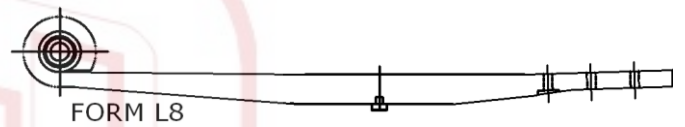
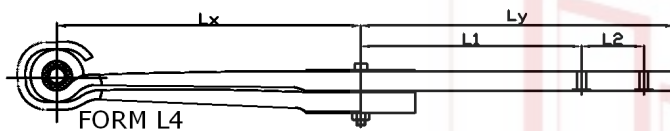
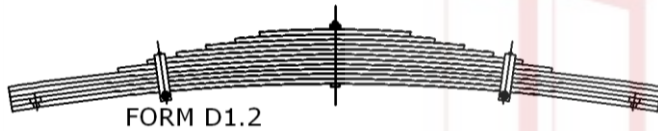
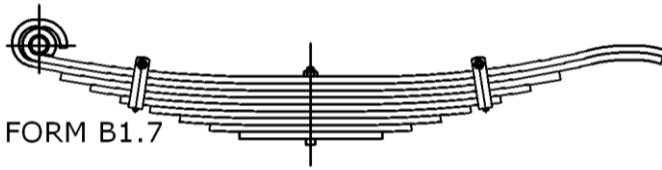
FORM L9.5



FORM L12

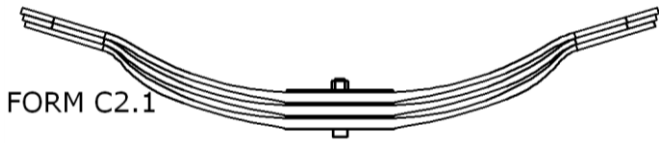
Artikel.Nr.	Blattzahl	Breite	Lx	Ly	L1	L2	Paket-	Spr.	Kr.	Buchsen	Form	Bemerkungen, Remarks
Art.-No.	Leaves	Width					stärke Total height	Free Arch	Crank	Bush	Shape	
88617400	1	100	520	365	245	70	48			30x68	L8.5	1/48,
88616200	1	100	520	370	320		48	16		30x68	L8.5	1/48,
88618200	1	100	520	340	215	70	54		11	30x68	L9.5	1/51,
88615600	1	100	520	372	320		51		14	30x68	L9.5	1/48,
88617200	1	100	520	375	250	70	48		14	30x68	L9.5	1/48,
88617900	1	100	620	390	270	70	60		73	30x68	L9.5	1/60,
88616700	1	100	517	425	305	70	51		81	30x68	L9.5	1/48,
88616800	1	100	500	425	305	70	51	38	67	30x68	L9.5	1/48,
88618300	1	100	500	425	305	70	54		65	30x68	L9.5	1/51,
88616300	1	100	530	430	365		48		100	30x68	L9.5	1/48,
88616500	2	100	517	425	305	70	80		26	30x68	L12	2/38,
88615700	2	100	517	425	305	70	90		24	30x68	L12	2/43,

# SCHENK



Artikel.Nr.	Achsl.	Blattzahl	Breite	Lx	Ly	L1	L2	Paket- stärke Total height	Spr.	Buchsen	Buchsen	Form	Bemerkungen, Remarks
Art.-No.	Axle Load	Leaves	Width						Free Arch	Bush	Bush	Shape	
22700100		6x7	70	461	520				80		20x25	B1.7	
22700500		9	70	460	552			72	80	20x26		B1.11	9/8, Stützweite 910
22700600		10	70	460	552			80	80	20x26		B1.11	10/8, Stützweite 910
22700900		9	80	570	647			90	110	28x34		B1.11	9/10, Stützweite 1100
22701000		10	80	571	646			100	110	28x34		B1.11	10/10, Stützweite 1100
22702300		15	90	560	650			150	100	35x42		B1.11	15/10, Stützweite 1100
22703300	8,0	12	100	563	645			120	100	35x42		B1.11	12/10, Stützweite 1100
22704900		12	100	618	608			120	100			D1.2	12/10, Stützweite 1090
22709400		2	100	550	710					x64		L4	2/40
22709100	8,0	1	100	500	645	280	100	43		30x60		L8	1/43
22902800	12,0	14	100	565	650				140	35x42			1/12,13/10
22903300		15	100	608	965				135	35x42			7/10,8/10
22903200		15	100	608	695				141	35x42			6/10,8/10

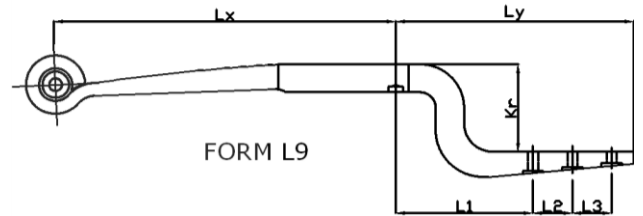
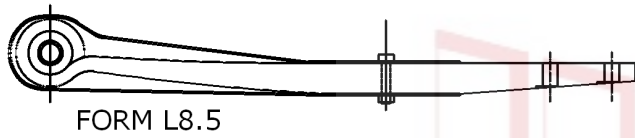
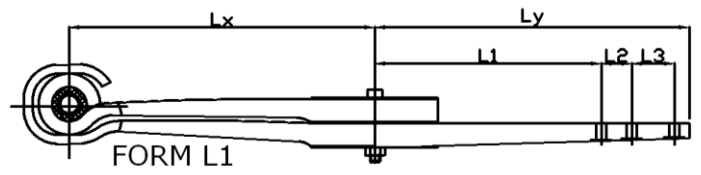
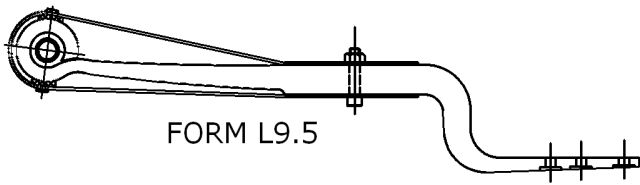
# SCHMITZ



Artikel.Nr.	Achsl.	Blattzahl	Breite	Lx	Ly	L1	L2	L3	Paket- stärke	Spr.	Kr.	Buchsen	Form	Bemerkungen, Remarks
Art.-No.	Axle Load	Leaves	Width						Total height	Free Arch	Crank	Bush	Shape	
88538000	8,0	3	100	470	495				66	112			C2.1	3/19,Stzw.840
88538100	8,0	3	100	465	585				66	112			C2.1	3/19,Stzw.845
26581900	10,0	3	75	580	587				90	82			C2.17	3/27,Stzw.1028
88535000	8,0	15	100	480	500				121	53			C2.17	1/9,14/8, Stzw.840
88535100	8,0	15	100	480	570				121	55			C2.17	1/9,14/8,Stzw.840
26581500	8,0	3	100	548	573				72	86			C2.17	3/21,Stzw. 980
26581600	10,0	3	100	550	575				78	86			C2.17	3/23,,Stzw.980
26581700	9,5	3	100	550	575				75	88			C2.17	3/22,Stzw.980
26583500	9,5	2	100	552	577				60	95			C2.17	2/27, Stzw.980
26582600		11	100	567	572				132	95			C2.17	11/12, Stzw.1028
26580100		3	100	577	582				72	115			C2.17	3/21,2x9 Stzw.1028
26580200		3	100	577	582				78	115			C2.17	3/23,2x11,Stzw.1028
26582300		3	100	582	588				75	86			C2.17	3/22,Stzw.1028
26583200		4	100	582	588				100	86			C2.17	4/22, Stzw. 1028
26582500		3	100	582	590				78	87			C2.17	3/23,Stzw.1028
26582400		3	100	585	590				72	88			C2.17	3/21,Stzw.1028
26582200	12,0	3	100	590	595				84	112			C2.17	3/25,Stzw.1028
26582100		3	100	592	599				72	117			C2.17	3/21,Stzw.1028
88501700		14	100	610	698				142	100		30x36		1/12,13/10, Stzw. 1200

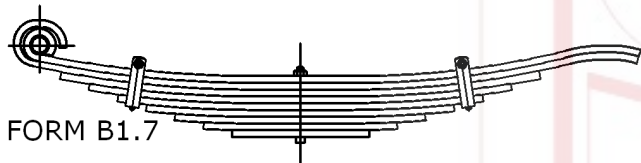
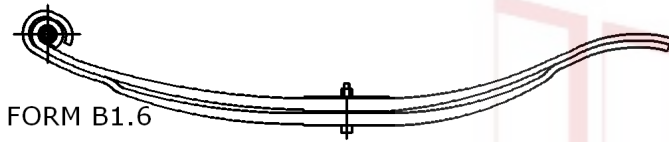

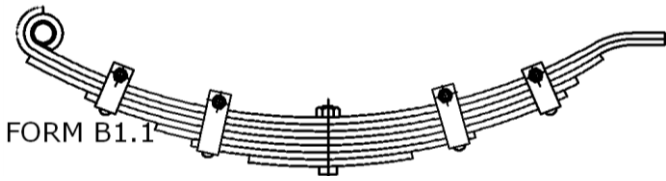


# SCHMITZ



Artikel.Nr.	Achsl.	Blattzahl	Breite	Lx	Ly	L1	L2	L3	Paket- stärke	Spr.	Kr.	Buchsen	Form	Bemerkungen, Remarks
Art.-No.	Axle Load	Leaves	Width						Total height	Free Arch	Crank	Bush	Shape	
26610900		2	100	550	535	390	50		108			30x57	L1	2/51,
26610400		1	100	565	490	380			54			30x57	L8.5	1/54,
26611200		1	100	565	555	290	100	40	54			30x57	L8.5	1/54,
26611500		1	100	565	410	245	140		54			30x57	L8.5	1/54,
26610700		1	70	575	365	270	70		56		30	30x60	L9	1/56,
26610800		1	70	575	365	270	70		56	110		30x60	L9	1/56,
26611000		1	100	575	295	200	70		51	30		30x57	L9	1/56,
26611100		1	100	530	450	330	100		48	50			L9	1/51,
26610500		1	100	565	490	380			57	135		30x57	L9.5	1/54,
26610600		1	100	565	490	380			57	26		30x57	L9.5	1/54,
26610100		1	120	550	500	55	90		43			30		1/43,
26610200		1	120	550	500	55	90		43			30		1/43

# SCHWARZMULLER

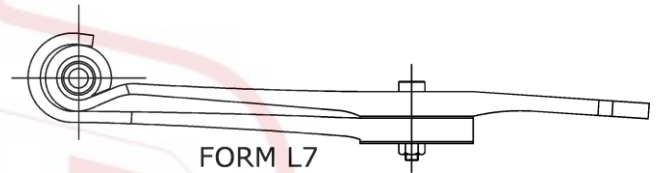
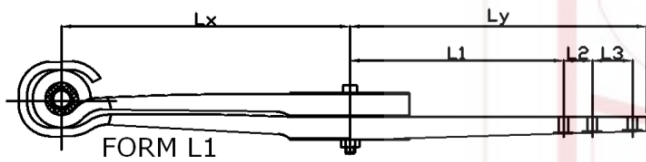
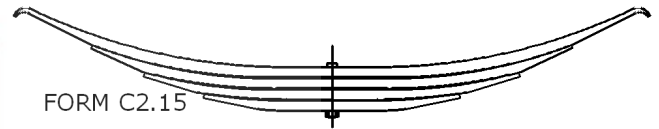
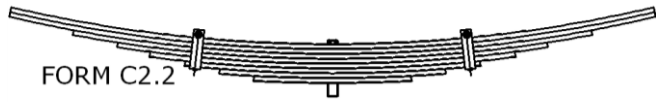


Artikel.Nr.	Achsl.	Blattzahl	Breite	Lx	Ly	Paket-	Spr.	Buchsen	Form	Bemerkungen, Remarks
Art.-No.	Axle Load	Leaves	Width			stärke	Free	Bush	Shape	
						Total height	Arch			
26590200	12,0	11	100	473	552	132	120	38	B1.1	11/12,
26590100	10,0	13	100	560	646	156	95	30x38	B1.1	13/12
26590400	14,0	3	100	570	680	99	100	59	B1.6	3/29,
26590000	9,0	12	80	560	640	144	95	30x38	B1.7	12/12
26590300	8,0	13	80	675	770	156	120	38	B1.7	13/12,
26590500	11,0	3	100	496	593	78	59	30x65	B3.2	3/23
26590700		3	80	690	740	93	61		B3.3	3/28,
26590600		2	80	700	720				C2.3	2/30,

# TANG

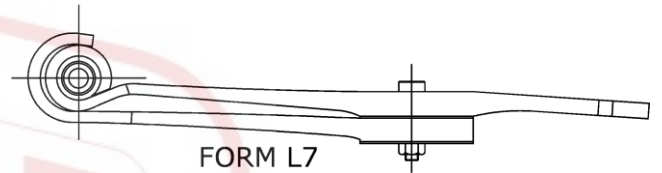
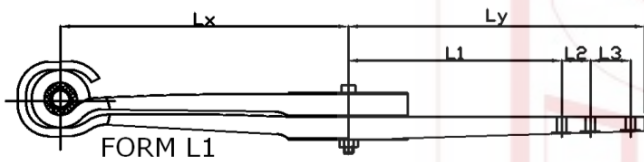
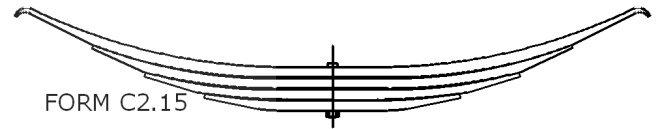
Artikel.Nr.	Blattzahl	Breite	Lx	Ly	Paket- stärke	Spr.	Buchsen	Form	Bemerkungen, Remarks
Art.-No.	Leaves	Width			Total height	Free Arch	Bush	Shape	
88803200	8	100	478	560	96	140	35x42	8/12,Stzw.900,	
88803300	8	100	470	565	88	91	35x42	4/12,4/10,Stzw.900,	
88802800	11	100	585	585	118	85		4/12,7/10,Stzw.950	
88803400	8	100	1000	1020	144	60		8/18,3x10to,Stzw.1450,	
88801900	9	100	1000	1020	144	60		9/16,3x8to,Stzw.1450,	
88803500	8	100	1055	1115	144	66		8/18,Achsl.3x10to,Stzw.1450,	
88801800	9	100	1055	1115	144	66		9/16,Achsl.3x8to,Stzw.1450,	
88802400	5	100	1150	1555	120			5/24,Stzw..2040,	
88803700	6	100	1150	1555	144			6/24,Stzw.2040,	
88801700	13	100	1180	1630	208	76	40x48	Achsl.2x10,13x16,Stzw.2040,	
88802500	13	100	1180	1630	208	90	40x48	Achsl.2x10,13x16,Stzw.2040,.	
88801500	14	120	840	1200	224	80	35x44	Rippe14/16,2x10to,Stzw.1450	
88801400	15	120	840	1200	216	80	35x42	2x8to,7/16,8/13,Stzw.1450,	

# TRAILOR



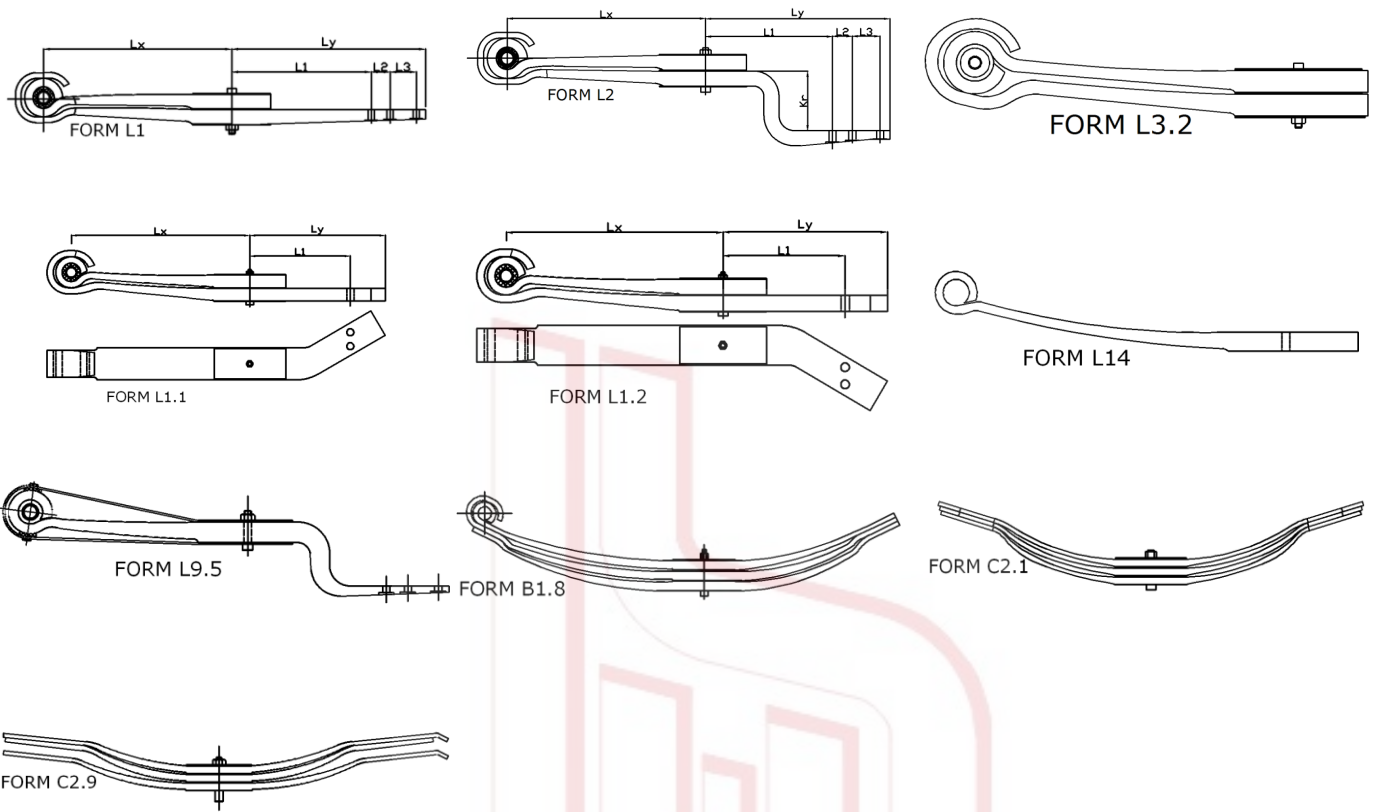
Artikel.Nr.	Achsl.	Blattzahl	Breite	Lx	Ly	L1	L2	L3	Paket- stärke	Spr.	Buchsen	Form	Bemerkungen, Remarks
Art.-No.	Axle Load	Leaves	Width						Total height	Free Arch	Bush	Shape	
09861100		13	90	485	485				80	64		C2.2	2/7,11/6, Stützweite 743,
09861400		10	90	485	485				80	98		C2.2	10/8, Stützweite 776,
09861600		12	90	485	485				96	98		C2.2	12/8, Stützweite 776,
09860200		15	90	495	495				92	58		C2.2	2/7,13/6, Stützweite 764
09861700		10/1	90	495	495				92	57		C2.2	10/8,1/12, Stützweite 764,
09861800		10/1	90	495	495				112	57		C2.2	10/10+1/12, Stützweite 764 ,
09862100		10/1	90	495	495				96	57		C2.2	2/10,8/8,1/12, Stützweite 764,
09862200		10	90	495	495				100	57		C2.2	10/10, Stützweite 764,
09861500		14	90	510	510				126	69		C2.2	14/9, Stützweite 876,
09861300		17	90	530	530				153	50		C2.2	17/9, Stützweite 914,
09860400		13x9	90	530	530							C2.2	
09860500		8x9	90	530	530							C2.2	
09860600		6x9	90	530	530							C2.2	
09860100		15	90	530	530				135	50		C2.2	15/9, Stützweite 914,
09860800		11	90	530	530				99	50		C2.2	11/9, Stützweite 914,
09861000		13	90	555	555				117	50		C2.2	13/9, Stützweite 914,
09862600		11	90	555	555				99	50		C2.2	11/9, Stützweite 914,
09861200		17	90	655	655				157	50		C2.2	2/11,15/9, Stützweite 914,
09862700		3	90	570	570				75			C2.3	3/21
09860900		13	90	465	465				155	55		C2.4	2/7,11/6, Stützweite 914,
09863200		10	90	510	510				90	60		C2.4	10/9
09863300		12	90	510	510				108	60		C2.4	12/9
09863500		14	90	510	510				126	60		C2.4	14/9

# TRAILOR



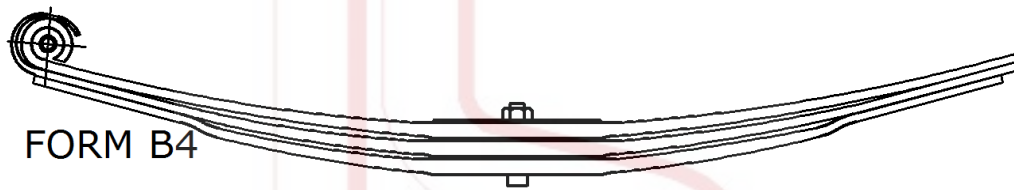
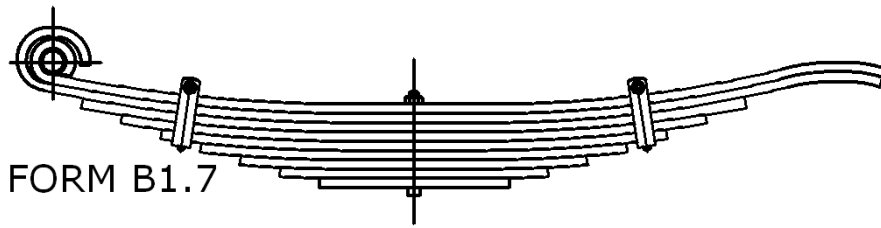
Artikel.Nr.	Achsl.	Blattzahl	Breite	Lx	Ly	L1	L2	L3	Paket- stärke	Spr.	Buchsen	Form	Bemerkungen, Remarks
Art.-No.	Axle Load	Leaves	Width						Total height	Free Arch	Bush	Shape	
09863400		16	90	510	510				144	60		C2.4	16/92
09860300		3	90	493	493				44	92		C2.15	3/14, Stützweite 760 mm
09862300		4	90	493	493				59	92		C2.15	4/14, Stützweite 760 mm
09863000		3	90	540	540				61	110		C2.15	3/19,
09863100		2	100	520	365	310			70		30x68	L1	2/33,
09863600		2	100	520	335	238	70		68		30x68	L1	2/33,
09890000		2	100	525	420							L1	2/40,
09890100		2	100	525	420							L1	2/40,
09890200		2	100	525	420							L1	2/33,
09862800		2	100	520	410	244	72	72	86	48	30x68	L7	2/40,

# VIBERTI



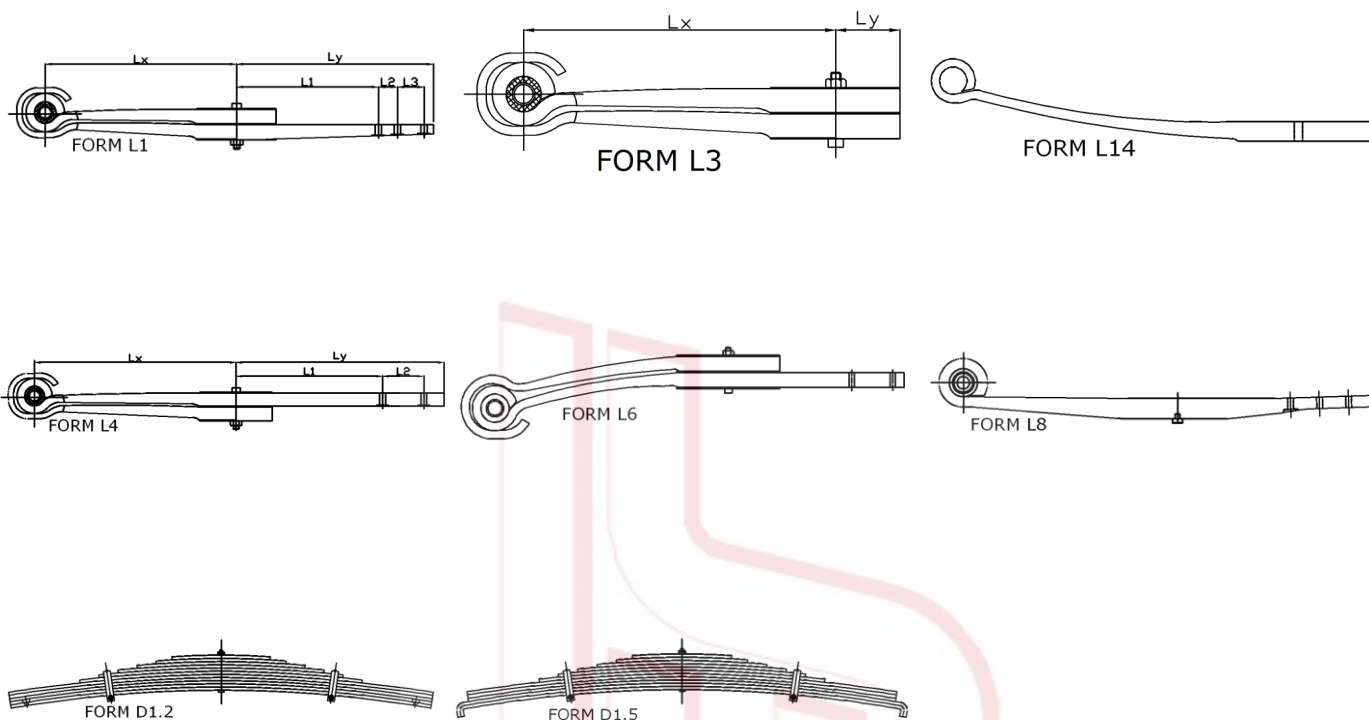
Artikel.Nr.	Achsl.	Blattzahl	Breite	Lx	Ly	L1	L2	Paket- stärke	Spr.	Kr.	Buchsen	Form	Bemerkungen, Remarks	
Art.-No.	Axle Load	Leaves	Width					Total height	Free Arch	Crank	Bush	Shape		
24633300	12,0	4	90	570	680			100	130		40x83	B1.8	4/22,	
24630500		4	90	545	545			80	70			C2.1	4/17,	
24630800		4	90	540	540			84	68			C2.1	4/18,	
24631300		4	90	540	540				68			C2.9	3/18,1/18,	
24631100		2	90	470	450	305	120	82				40x82	L1	1/33,1/40,
24635600		2	100	530	465	320		85	43			32x70	L1	1/38,1/43,
24634100		2	90	470	455	228	193	82				40x81	L1.2	2/40,
24634000		2	90	470	455	228	193	82				40x81	L1.1	2/40,
24635200		2	90	550	438	302	114	86			100	40x82	L2	2/40,
24635900		2	100	530	465	320			85	43	110	32x70	L2	1/38,1/43,
24631200		2	90	470	125			75				40x82	L3.2	2/33,
24633700		2	90	550	110			86				40x82	L3.2	2/40,
24634300		2	90	500	145			72				40x82	L3.2	2/33,
24636600		1	90	575	35			50	15			40x82	L14	1/50,
09965600		1	100	500	510	345	70	50			195	32x68	L9.5	1/50,
09966300		1	70	575	435	305		56			130	40x75	L9.5	1/56,

# WACKENHUT



Artikel.Nr.	Achsl.	Blattzahl	Breite	Lx	Ly	Paket- stärke	Spr.	Buchsen	Form	Bemerkungen, Remarks
Art.-No.	Axle Load	Leaves	Width			Total height	Free Arch	Bush	Shape	
27630600	8,0 9,0 9,0	13	100	502	585	130	60	30x36	B1.7	13/10, Stützweite 980
27630400		3	100	575	685	69	100	24x50	B4	3/20, Stützweite 1150
27630500		3	100	625	735	78	100	24x50	B4	3/23, Stützweite 1250
27630700		2	100	625	735	62	104	24x50	B4	2/28, Stützweite 1250
27630000		10/1/6	100	645	725	134	180	30x36		4/10,6/8,1/10,6/8

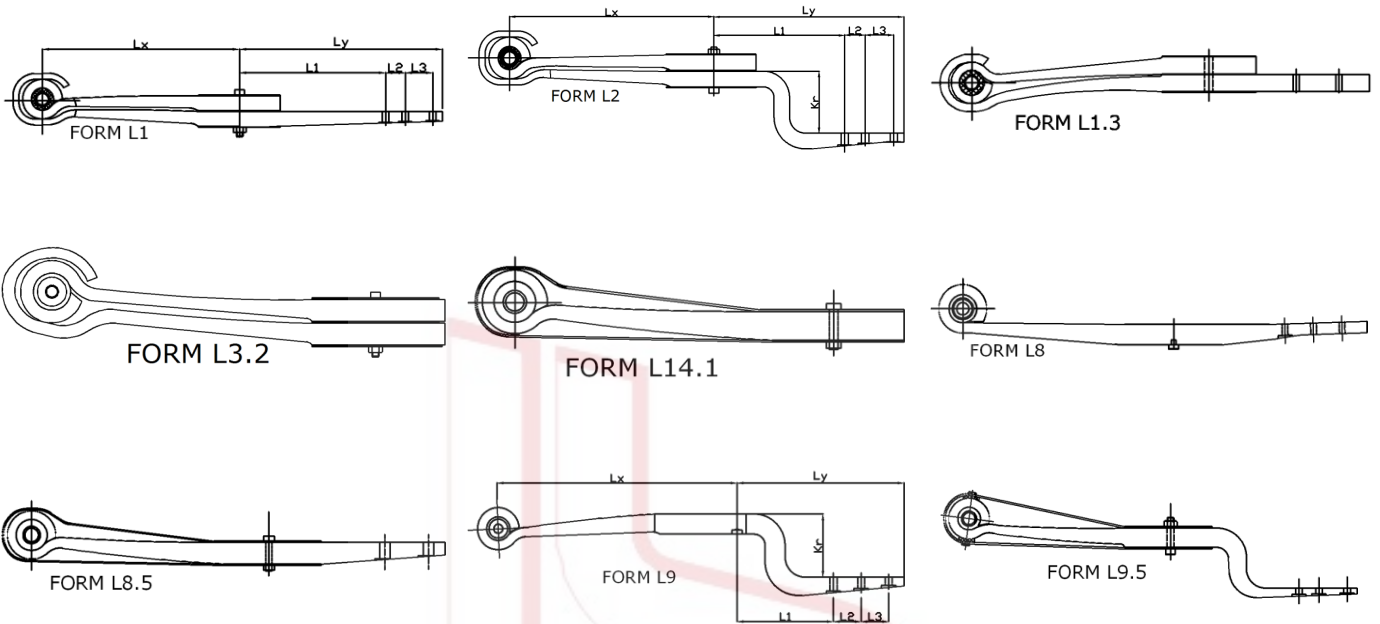
# WARSTEIN



Artikel.Nr.	Achsl.	Blattzahl	Breite	Lx	Ly	L1	L2	Paket- stärke	Spr.	Buchsen	Form	Bemerkungen, Remarks
Art.-No.	Axle Load	Leaves	Width					Total height	Free Arch	Bush	Shape	
88760300	8,0	2	100	550	330	243	60	80		30x60	L1	2/33,
88760400	8,0	2	100	550	400	243	120	80		30x60	L1	2/33,
88760600	8,0	2	100	570	405	320	60	72		30x60	L1	2/33,
88760800	10,0	2	100	550	400	243	120	86		30x60	L1	2/40,
88760200	8,0	2	100	550	105			80		30x60	L3	2/33,
88760000	6,0	1	80	550	105			42		30x60	L14	1/40,
88757100	10,0	2	100	750	400	230	120	86		30x65	L4	2/40,
88760700	10,0	2	100	550	400	243	120	86		30x60	L4	2/40,
88760500	8,0	2	100	550	400	243	120	73		30x60	L6	2/33,
88760900	10,0	2	100	550	400	243	120	89		30x60	L6	2/40,
88760100	6,0	1	100	550	400	243	120	44		30x60	L8	1/40,
88752400	8,0	19	90	826	826			240	85		D1.5	Stzw.1625,1/14,1/12,5/14,11/12,1/12
88754500	13,0	19	120	926	926			275	110		D1.5	Stzw.1550,10/14,9/15,
88754600	12,0	15	120	926	926			172	110		D1.5	Stzw.1550,2/14,13/16,
88754700	16,0	19	120	926	926			300	110		D1.5	Stzw.1550,2/14,17/16,
88761000		15	120	750	750			228	85		D1.2	6/14,9/16,

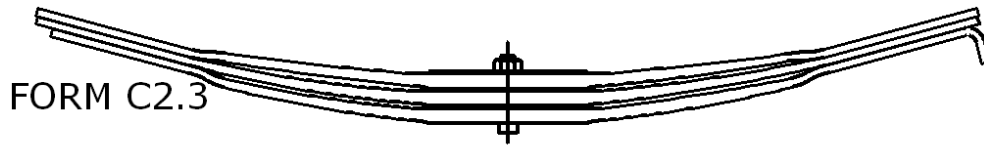


# WEWELER

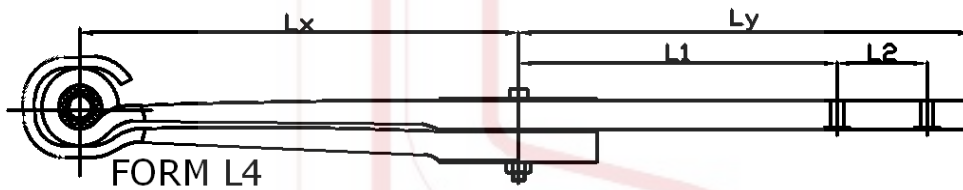


Artikel.Nr.	Achsl.	Blattzahl	Breite	Lx	Ly	L1	L2	L3	Paket- stärke Total height	Spr.	Kr.	Buchsen	Form	Bemerkungen, Remarks
Art.-No.	Axle Load	Leaves	Width							Free Arch	Crank	Bush	Shape	
09914200		2	100	530	430	275	100		99			30x57	L1	2/45,
09953200		2	100	675	355	226	80		99	8		30x57	L1	2/45,
09969800		2	100	530	448	330	100		79			30x57	L1	2/35,
09845500		2	100	530	430	275	100		89			30x57	L1.3	1/35,1/45,
09911900		2	100	530	485	330	100		89			30x57	L1.3	1/35,1/45,
09914300		2	100	530	485	330	100		99			30x57	L1.3	2/45,
09953400	11,0	2	100	530	445	325	100		89		135	30x57	L2	1/35,1/45,
09969500	13,0	2	100	530	445	325	100		99		135	30x57	L2	
09976900		2	100	625	115				89			30	L3.2	1/35,1/45,
09969700		1	100	630	116				54			30x57	L14.1	
09953100		1	100	530	430	275	100		45			30x57	L8	
09915500		1	100	530	450	332	100		48			30x57	L8.5	
09965200	9,0	1	100	565	490	380			54	50		30x60	L8.5	1/54,
09968000		1	100	565	404	240	142		54			30	L8.5	
09968100		1	100	565	555	290	100	40	54			30x57	L8.5	
09898400		1	100	530	450	330	100		48		50		L9	
09969600		1	100	565	480	380			54		140	30	L9	
09979700	10,0	1	100	565	475	305	100	40	60		57	30x57	L9	1/54,
09898300		1	100	530	455	330	100		48		135	30x57	L9.5	
09966700		1	100	565	490	380			54		26	30	L9.5	
09893700		5	100	510	630				100	65		24		5/20,
09893800		2	100	446	575				101	9		30x64		2/35,
09898000		4	100	622	622				130	63				4/20,2/20Pl.,
09898100		4	100	622	622				147	67				4/22,2/22Pl.,

# YORK



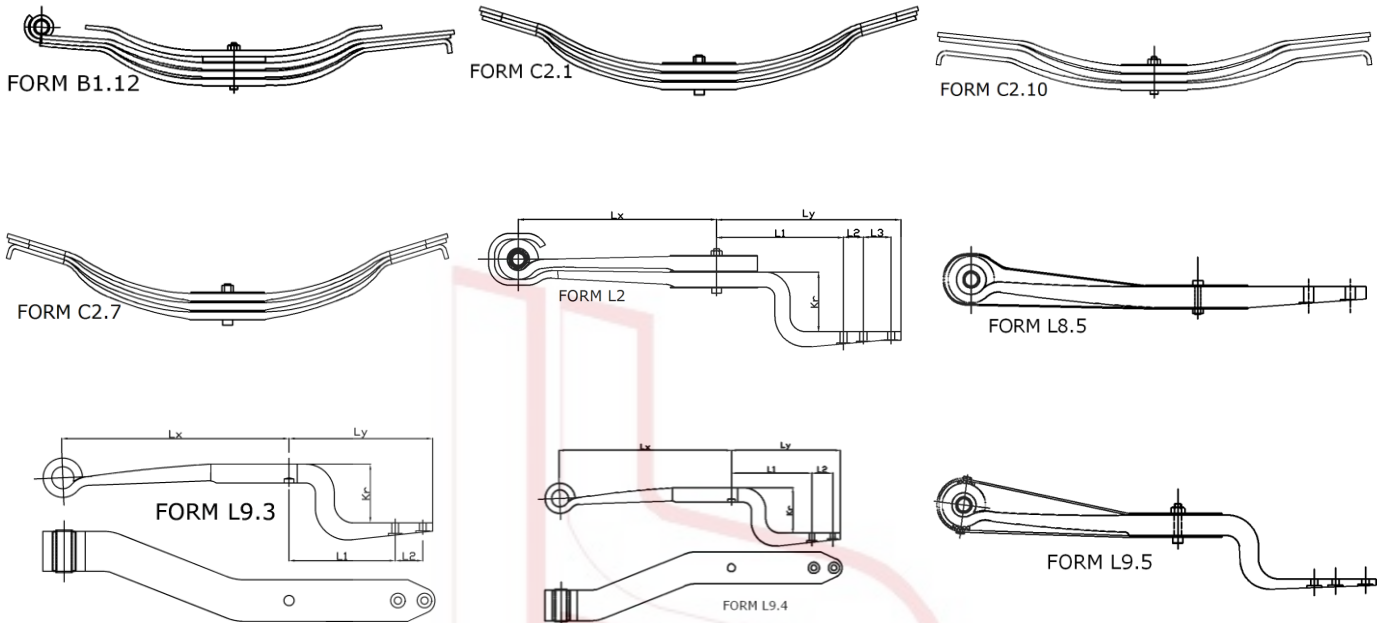
FORM C2.3



FORM L4

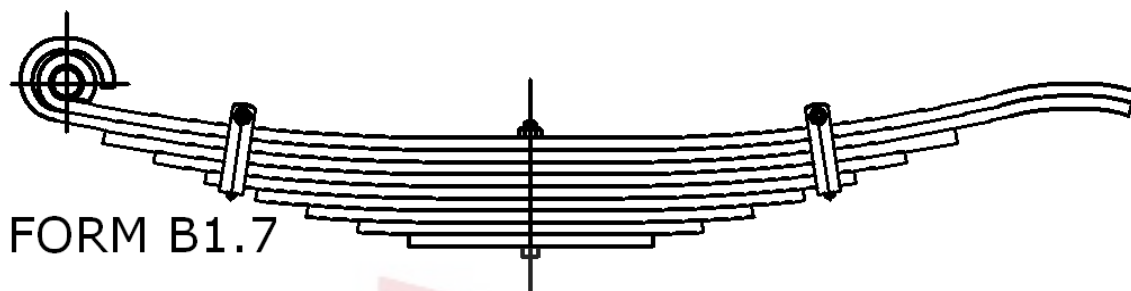
Artikel.Nr.	Blattzahl	Breite	Lx	Ly	L1	L2	Paket- stärke Total height	Spr. Free Arch	Buchsen Bush	Form Shape		Bemerkungen, Remarks
Art.-No.	Leaves	Width										
09979500	3	75	570	570			81	125		C2.3	3/25	
09953500	2	100	552	415	201	199	85	34	30x68	L4	2/40	
09960700	2	100	550	415	201	199	76		30x68	L4	2/38	

# ZORZI



Artikel.Nr.	Blattzahl	Breite	Lx	Ly	L1	L2	L3	L4	Paket- stärke Total height	Spr. Free Arch	Kr. Crank	Buchsen Bush	Form Shape	Bemerkungen, Remarks
24632900	4	90	550	660					125	113		40x48	B1.12	3/22,1/22Pl,1/22,
24633000	4	90	660	660					125	113			B1.12	3/22,1/22Pl.,1/22,
24636100	3	100	560	560						65			C2.1	3/20,
24636200	3	100	530	640						65			C2.1	3/17,
24631600	2	100	570	570					72	90			C2.10	2/19,
24631000	3	100	590	590					66	90			C2.7	3/19,
24631900	2	100	500	450	305	120			89		120	30x59	L2	2/40,
24632000	2	100	500	450	305	120			89		80		L2	2/40,
24632200	2	100	500	505	360	120			89		85		L2	2/40,
24634900	2	100	500	505	320	40	80	40	80		120	30x60	L2	2/40,
09963900	1	100	550	540	350	60	60		50			30x57	L8.5	1/50
24635500	1	100	500	495	350	120							L9.3	1/50, 3-D-Lenker re, li 246354
24635400	1	100	500	495	350	120			50	38	180	30x60	L9.4	1/50; 3-D-Lenker li, re 246355
24632100	1	100	500	495	350	120			50		180	30x60	L9.5	1/50
24632800	1	100	500	495	350	120			50	22	180	30x60	L9.5	1/50

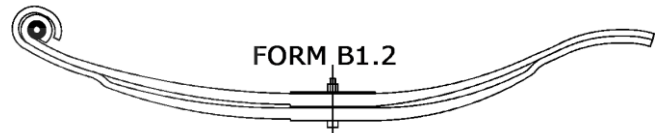
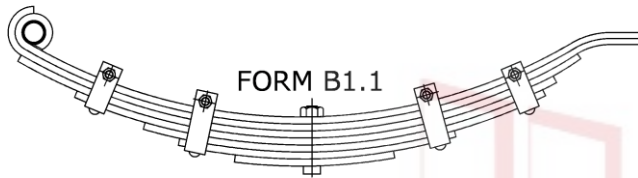
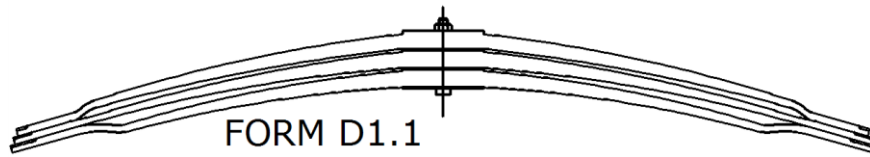
# ACKERWAGEN/AGRICULTURAL TRAILER



FORM B1.7

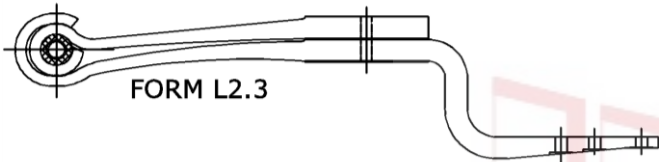
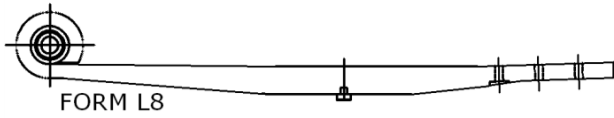
Artikel.Nr.	Achsl.	Blattzahl	Breite	Lx	Ly	Paket- stärke	Spr.	Buchsen	Form	Bemerkungen, Remarks
Art.-No.	Axle Load	Leaves	Width			Total height	Free Arch	Bush	Shape	
40151600	0,5	4	40	399	403	25	110	14x18	B1.7	1/7;3/6
40301600	1,0	4	50	399	449	29	110	16x20	B1.7	1/8;3/7
40301100	1,0	5	50	452	502	35	130	16x20	B1.7	5/7
40401000	1,3	6	50	452	502	45	130	16x20	B1.7	3/8;3/7
40401100	1,3	6	50	476	526	48	130	16x20	B1.7	6/8
40301200	1,	7	50	501	551	51	130	16x20	B1.7	2/8;5/7
40401600	1,3	4	60	399	440	32	130	24x28	B1.7	4/8
40501600	1,7	5	60	399	440	40	130	24x28	B1.7	5/8
40601600	2,2	6	60	399	440	48	130	24x28	B1.7	6/8
40701600	2,5	7	60	399	440	56	130	24x28	B1.7	7/8
40801600	2,8	8	60	399	440	64	110	24x28	B1.7	8/8
40901600	3,1	9	60	399	440	72	130	24x28	B1.7	9/8
40401500	1,3	5	60	452	502	40	110	24x28	B1.7	5/8
40501300	1,7	6	60	452	502	48	130	24x28	B1.7	6/8
40601000	2,2	7	60	452	502	56	130	24x28	B1.7	7/8
40401300		5	60	476	526	40	130	24x28	B1.7	5/8
40501100	1,7	6	60	476	526	48	110	24x28	B1.7	6/8
40601100	2,2	7	60	476	526	56	130	24x28	B1.7	7/8
40701000	2,5	8	60	476	526	64	130	24x28	B1.7	8/8
40601300	2,2	7	60	525	575	63	110	24x28	B1.7	7/9
40701100	2,5	8	60	525	575	72	110	24x28	B1.7	8/9
40801200	2,8	7	70	252	585	66	130	26x32	B1.7	3/10;4/9
40801800	2,8	5	70	476	536	50	130	26x32	B1.7	5/10
41001000	3,5	7	70	476	536	65	130	26x32	B1.7	2/10;5/9
41201100	4,0	8	70	476	536	74	130	26x32	B1.7	2/10;6/9
41401400	4,5	8	70	476	536	80	130	26x32	B1.7	8/10
41001700		8	70	510	585	80	130	26x32	B1.7	8/10
41002700		8	70	510	585	80	130	26x32	B1.7	8/10
40801700	3,5	7	70	510	585	70	130	26x32	B1.7	7/140
41204700	4,0	9	70	510	585	90	130	26x32	B1.7	9/10
40901000	3,1	8	70	525	585	76	130	26x32	B1.7	4/10;4/9
41201000	4,0	9	70	525	585	90	130	26x32	B1.7	9/10

# Diverse Parabelfedern



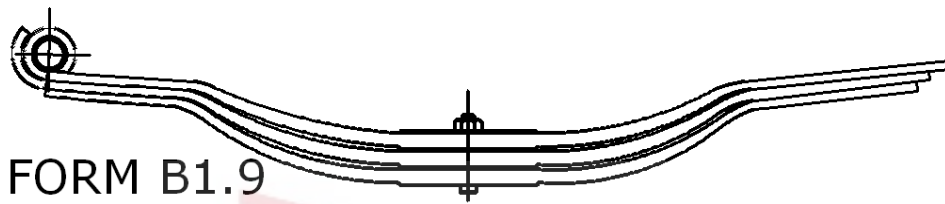
Artikel.Nr.	Blattzahl	Breite	Lx	Ly	Spr.	Buchsen	Form	Bemerkungen, Remarks
Art.-No.	Leaves	Width			Free Arch	Bush	Shape	
24071400	2	100	610	610			D1.1	Fliegl, 2/26
27108000	4	100	625	625			D1.1	Cmpenhaus, 4/18
24994400	2	100	690	690			D1.1	Kotte, 2/30
24995900	3	100	690	690			D1.1	Kotte, 3/33
24071500	2	100	700	700			D1.1	Fliegl, 2/33
24071100	2	100	780	780			D1.1	Fliegl, 2/36
24071200	3	100	780	780			D1.1	Fliegl, 3/36
24994100	3	100	840	840			D1.1	Kotte, 3/33
24995600	9	100	840	840			D1.1	Kotte, 9/21
24071300	3	100	900	900			D1.1	Fliegl, 3/38
24994500	2	100	915	915			D1.1	Kotte, 2/43
24995700	3	100	915	915			D1.1	Kotte, 3/36
24994300	3	100	990	990			D1.1	Kotte, 3/40
27108000	7	70	421	481	110		B1.1	Unsinn, 7/10
24070000	3	100	568	645			B1.2	Fliegl, 3/24
24070200	3	100	572	650			B1.2	Fliegl, 3/22
24070600	3	100	568	645			B1.2	Fliegl, 3/24
24071300	2	100	550	650			B1.2	Spagele,
24994600	2	70	545	605	180		B1.2	Kotte, 2/24
24994700	3	70	545	605	180		B1.2	Kotte, 3/24
24994800	3	100	580	650	130		B1.2	Kotte, 3/27

# Diverse Parabelenker



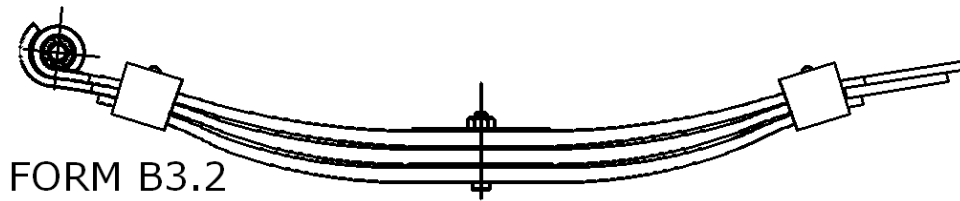
Artikel.Nr.	Blattzahl	Breite	Lx	Ly	L1	L2	L3	L4	Paket- stärke Total height	Kr.	Buchsen	Form	Bemerkungen, Remarks	
Art.-No.	Leaves	Width								Crank	Bush	Shape		
23701100	1x26	80	450	360	236	89					30x60	L8	2,8 To.	Cordes
09841800	2	100	550	620	280	120	130	50	89		30x65	L1.3	8- 10toAchsl.,2/40	Lohr
09843600	2	100	550	490	280	120			75	68	30x65	L2.3	2/33	Lohr
09843800	2	100	550	630	290	120	130	50	89	100	30x65	L2.3	2/40	Lohr
27651300	1x26	80	304	270	230					35				Welger

# PARABELFEDERN mit MESSINGBUCHSE für EINZELACHSEN



Artikel.Nr.	Achsl.	Blattzahl	Breite	Lx	Ly	Paket-stärke	Spr.	Buchsen	Form	Bemerkungen, Remarks
Art.-No.	Axle Load	Leaves	Width			Total height	Free Arch	Bush	Shape	
79041400	8,0	4	80	557	655	88	100	28x34	B1.9	4/19;
79042400	8,0	4	80	557	655	88		28x34	B1.9	5/19;
79041500	10,0	4	80	557	655	110	100	28x34	B1.9	4/19;
79042500	10,0	5	80	557	655	110	100	28x34	B1.9	5/21;
79041600	11,0	5	80	557	655	120	100	28x34	B1.9	5/19;
79042600	11,0	5	80	557	655	120		28x34	B1.9	5/21;
79040600	6,0	3	80	563	665	66	125	28x34	B1.9	3/19;

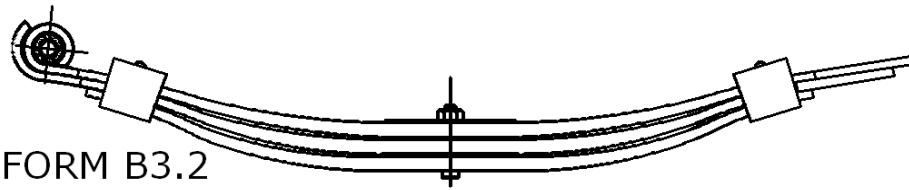
# PARABELFEDERN mit REIBUNGS – VERSTÄRKUNG und MESSINGBUCHSE



Artikel.Nr.	Achsl.	Blattzahl	Breite	Lx	Ly	Paket-stärke	Spr.	Buchsen	Form	Bemerkungen, Remarks
Art.-No.	Axle Load	Leaves	Width			Total height	Free Arch	Bush	Shape	
79030400	11,0	3	100	550	660			24x50	B3.2	3x23
79040400	11,0	3	100	550	660	78	97	30x36	B3.2	3x23
79030000	8,0	3	100	575	685			24x50	B3.2	3x20
79040000	8,0	3	100	575	685	69	98	30x36	B3.2	3x20
79033000	12,0	3	100	586	570			24x50	B3.2	3x21
79030100	8,0	3	100	600	710			24x50	B3.2	3x20
79040100	8,0	3	100	600	710	69	100	30x36	B3.2	3x20
79041100	8,0	3	100	600	710	69	103	30x36	B3.2	3x20
79030300	9,0	3	100	600	710			24x50	B3.2	3x21
79040300	9,0	3	100	600	710	72	102	30x36	B3.2	3x21
79030500	11,0	3	100	600	710			24x50	B3.2	3x24
79040500	11,0	3	100	600	710	81	102	30x36	B3.2	3x24
79030200	8,0	3	100	625	735			24x50	B3.2	3x21
79040200	8,0	3	100	625	735	72	108	30x36	B3.2	3x21

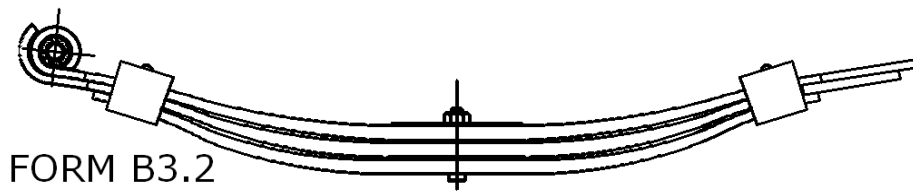


# PARABELFEDERN mit REIBUNGS – VERSTÄRKUNG und SILENTBLOCK



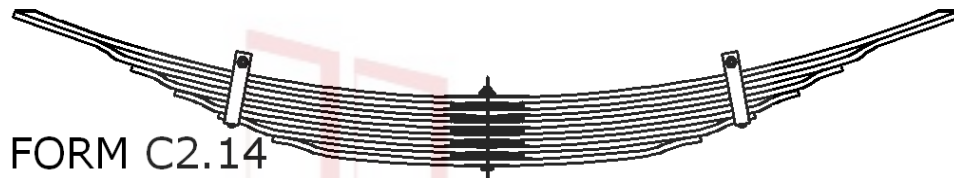
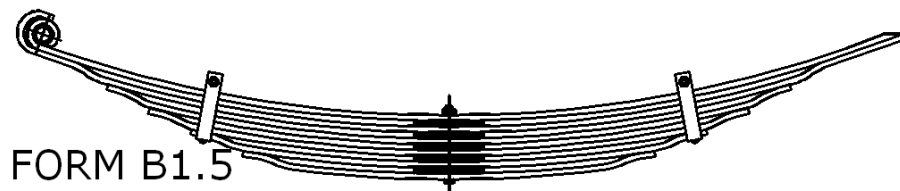
Artikel.Nr.	Achsl.	Blattzahl	Breite	Lx	Ly	Spr.	Buchsen	Form	Bemerkungen, Remarks
Art.-No.	Axle Load	Leaves	Width			Free Arch	Bush	Shape	
79063100	6,0	3	80	604	701	103	24,3x50	B3.2	3x21
79060600	4,0	2	80	615	700	97	24,3x50	B3.2	2x20
79062500	5,0	3	80	615	700	107	24,3x50	B3.2	3x19
79060100	6,0	3	80	615	700	105	24,3x50	B3.2	3x20
79061100	6,0	3	80	615	700	60	24,3x50	B3.2	3x20
79066100	6,0	2	80	615	700	112	24,3x50	B3.2	2x25
79068200	6,5	3	80	615	700	95	24x50	B3.2	3x22
79068400	7,0	3	80	615	700	100	24,3x50	B3.2	3x22
79031400	10,0	3	100	550	660	95	24x50	B3.2	3x23
79067400	10,0	3	100	550	650	50	24x50	B3.2	3x23
79030400	11,0	3	100	550	660		24,3x50	B3.2	3x23
79040400	11,0	3	100	550	660	97	30x36	B3.2	3x23
79030000	8,0	3	100	575	685		24,3x50	B3.2	3x20
79030900	8,0	3	100	575	685	105	24x50	B3.2	3x20
79040000	8,0	3	100	575	685	98	30x36	B3.2	3x20
79033000	12,0	3	100	586	570		24,3x50	B3.2	3x21
79030100	8,0	3	100	600	710		24,3x50	B3.2	3x20
79040100	8,0	3	100	600	710	100	30x36	B3.2	3x20
79041100	8,0	3	100	600	710	103	30x36	B3.2	3x20
79030300	9,0	3	100	600	710		24,3x50	B3.2	3x21
79040300	9,0	3	100	600	710	102	30x36	B3.2	3x21
79030500	11,0	3	100	600	710		24,3x50	B3.2	3x24
79040500	11,0	3	100	600	710	102	30x36	B3.2	3x24
79063200	8,0	3	100	604	701	104	24,3x50	B3.2	3x21
79068000	8,0	3	100	604	701	108	24x50	B3.2	2x20;1x23
79063300	9,0	3	100	604	701	93	24,3x50	B3.2	3x23
79063400	10,0	3	100	604	701	88	24,3x50	B3.2	3x24
79063500	11,0	3	100	604	701	82	24,3x50	B3.2	3x25
79060700	14,0	4	100	604	701	90	24,3x50	B3.2	4x25
79060000	6,0	2	100	615	700	95	24,3x50	B3.2	2x22
79060200	8,0	3	100	615	700	107	24,3x50	B3.2	3x20
79060200	8,0	3	100	615	700	107	24x50	B3.2	3x20
79061200	8,0	3	100	615	700	71	24,3x50	B3.2	3x20
79060300	9,0	3	100	615	700	90	24,3x50	B3.2	3x22
79061300	9,0	3	100	615	700	58	24,3x50	B3.2	3x22
79062300	9,0	3	100	615	700	92	24,3x50	B3.2	3x23

# PARABELFEDERN mit REIBUNGS – VERSTÄRKUNG und SILENTBLOCK



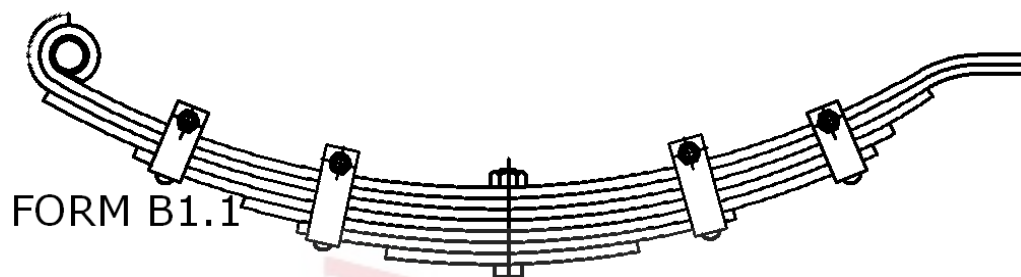
Artikel.Nr.	Achsl.	Blattzahl	Breite	Lx	Ly	Spr.	Buchsen	Form	Bemerkungen, Remarks
Art.-No.	Axle Load	Leaves	Width			Free Arch	Bush	Shape	
79066300	9,0	2	100	615	700	105	24,3x50	B3.2	2x27
79060400	10,0	3	100	615	700	90	24,3x50	B3.2	3x23
79061400	10,0	3	100	615	700	50	24,3x50	B3.2	3x23
79065400	10,0	3	100	615	700	82	24x50	B3.2	3x24
79060500	11,0	3	100	615	700	80	24,3x50	B3.2	3x24
79061500	11,0	3	100	615	700	52	24,3x50	B3.2	3x24
79065200	12,0	4	100	615	700	90	24,3x50	B3.2	4x22
79065500	12,0	4	100	615	700	58	24x50	B3.2	4x22
79030200	8,0	3	100	625	735		24,3x50	B3.2	3x21
79040200	8,0	3	100	625	735	108	30x36	B3.2	3x21

# REIBUNGSARME TRAPEZFEDERN



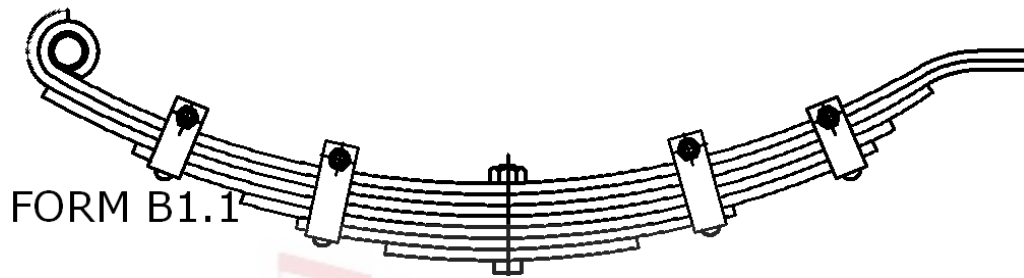
Artikel.Nr.	Achsl.	Blattzahl	Breite	Lx	Ly	Paket- stärke	Spr.	Buchsen	Form	Bemerkungen, Remarks
Art.-No.	Axle Load	Leaves	Width			Total height	Free Arch	Bush	Shape	
80860000	6,0	7	80	622	696	120	110	28x34	B1.5	7/12,
80860100	6,0	7	80	572	648	120	105	28x34	B1.5	7/12,
80880000	8,0	8	100	622	696	132	110	30x36	B1.5	8/12,
80880100	8,0	8	100	572	648	138	105	30x36	B1.5	8/12,
80890000	9,0	8	100	622	696	136	110	30x36	B1.5	4/13,4/12,
80890100	9,0	8	100	572	648	141	105	30x36	B1.5	3/13,5/12,
80573000		8	100	615	715	130	70		C2.14	8/11,
80573100	7,3	8	100	615	715	130	70		C2.14	8/11,
80580300	7,3	8	100	615	715	138	69		C2.14	8/12,
80580400	10,0	8	100	615	715	146	55		C2.14	8/13,
80580500	9,0	8	100	615	715	142	70		C2.14	4/13,4/12,
80610100	10,0	9	100	665	665	156	85		C2.14	9/12,
80673100	7,3	8	100	665	665	130	68		C2.14	8/11,
80680200	8,0	8	100	665	665	138	66		C2.14	8/12,

# TRAPEZFEDERN für KRAFTFAHRZEUG – ANHANGER



Artikel.Nr.	Achsl.	Blattzahl	Breite	Lx	Ly	Spr.	Buchsen	Form	Bemerkungen, Remarks
Art.-No.	Axle Load	Leaves	Width			Free Arch	Bush	Shape	
40010000	1,4	8	60	456	456	86	24x30	B1.1	6/8,2/6;
40010100	1,8	9	60	456	546	86	24x30	B1.1	7/8,2/6;
40012000	1,4	6	60	466	516	120	24x30	B1.1	6/8;
40014900	1,8	6	60	466	516	120	24x30	B1.1	7/8;
40016900	2,5	6	60	466	516	120	24x30	B1.1	8/8;
40020200	3,1/3,6	1/2	70	505	505	88	26x32	B1.1	11/8,2/6;
40020000	2,5/2,8	11	70	505	505	88	26x32	B1.1	9/8,2/6;
40020100	3,1	12	70	505	505	88	26x32	B1.1	10/8,2/6;
40022000	3,6	11	70	505	505	88	26x32	B1.1	9/9,2/6;
40024800	2,5/2,8	9	70	513	573	110	26x32	B1.1	9/8;
40024900	3,1	10	70	513	573	110	26x32	B1.1	10/8;
40026700	3,6	12	70	513	573	110	26x32	B1.1	12/8;
40026800	3,6	9	70	513	573	110	26x32	B1.1	9/9;
40026900	3,6	10	70	513	573	110	26x32	B1.1	10/9;
40028700	3,6	8	70	555	640	97	26x32	B1.1	8/10;
40030300	5,25/5,5	11	80	555	640	97	28x34	B1.1	11/10;
40030000	4	8	80	555	640	97	28x34	B1.1	8/10;
40030100	4	9	80	555	640	97	28x34	B1.1	9/10;
40030200	4,6	10	80	555	640	97	28x34	B1.1	10/10;
40050000	5,25/5,5	11	80	563	645	119	28x34	B1.1	11/10;
40050100	6	12	80	563	645	119	28x34	B1.1	12/10;
40050200	6	13	80	563	645	119	28x34	B1.1	13/10;
40050300	7,35	14	80	563	645	119	28x34	B1.1	14/10;
40144000	8	15	80	563	645	118	28x34	B1.1	1/12,14/10;
40040000	5,25/5,5	12	80	608	690	108	28x34	B1.1	12/10;
40042000	4,6	11	80	608	690	108	28x34	B1.1	11/10;
40040100	6	13	80	608	690	108	28x34	B1.1	13/10;
40040200	6	14	80	608	690	108	28x34	B1.1	14/10;
40040300	7,35	15	80	608	690	108	28x34	B1.1	15/10;
40104000	8	14	80	608	690	115	28x34	B1.1	
40130000	9,0/10	16	100	563	645	110	30x36	B1.1	16/10;
40140000	9,0/10	14	100	563	645	110	30x36	B1.1	14/11;
40112000	7,35	13	100	563	645	110	30x36	B1.1	13/10;
40122000	7,35	12	100	563	645	110	30x36	B1.1	12/10;

# TRAPEZFEDERN für KRAFTFAHRZEUG – ANHANGER



Artikel.Nr.	Achsl.	Blattzahl	Breite	Lx	Ly	Spr.	Buchsen	Form	Bemerkungen, Remarks
Art.-No.	Axle Load	Leaves	Width			Free Arch	Bush	Shape	
40110000	9	14	100	563	645	110	30x36	B1.1	14/10;
40120000	9	15	100	563	645	110	30x36	B1.1	15/10;
40090000	9,0/10	16	100	608	690	110	30x36	B1.1	16/10;
40100000	9,0/10	14	100	608	690	110	30x36	B1.1	14/11;
40070000	7,35	14	100	608	690	110	30x36	B1.1	14/10;
40072000	7,35	13	100	608	690	110	30x36	B1.1	13/10;
40080000	9	15	100	608	690	110	30x36	B1.1	15/10;