


Spare Parts for European Trucks & Trailers




13

SAUER ACHSEN

"technology, reliability & quality..."



www.sampalkw.com



"technology, reliability & quality..."

www.sampalkw.com

Sampa Nr.

075.057

O.E.M. Nr.

4 177 3028 00



Dimension

ø31.5xø155x114

Description

Rubber Bushing for Spring

SKRLB 9019I O/IU
SKRLB 9022I O/IU

"INTRADISC PLUS "IU"
"INTRADISC PLUS "IO"

Sampa Nr.

075.075

O.E.M. Nr.

4 177 3026 00



Dimension

ø31.5xø152x171

Description

Rubber Bushing for Spring

"INTRAAX "XO"
"INTRAAX "XU"

"INTRADISC PLUS "PO"
"INTRADISC PLUS "PU"

Sampa Nr.

075.020

O.E.M. Nr.

4 177 3010 00



Dimension

ø30xø68x104

Description

Rubber Bushing for Spring

AR 112 / 113 / 211 / 212 / 213 / 313
AR 311 / EM 311
AR 311 E / EM 311 E
AR 311 EH / EM 311 EH
AR 311 H / EM 311 H
AR 314 / EO 314
AR 314 E / EO 314 E
AR 314 EH / EO 314 EH
AR 314 H / EO 314 H
AR 316 / EU 316
AR 316 E / EU 316 E
AR 316 EH / EU 316 EH
AR 316 H / EU 316 H
AR 411 / EM 411
AR 411 E / EM 411 E
AR 411 EH / EM 411 EH

AR 411 H / EM 411 H
AR 413 / AR 413 H
AR 414 / EO 414
AR 414 EH / EO 414 EH
AR 414 H / EO 414 H
AR 416 / EU 416
AR 416 E / EU 416 E
AR 416 EH / EU 416 EH
AR 416 H / EU 416 H
AR 418 / AR 421
MODULAR SYSTEM M / O / U

Sampa Nr.

075.546

O.E.M. Nr.

3 434 3643 00



Dimension

ø30xø68x104

Description

Rep. Kit Spring Bolt Assembly

Air suspension series AR/EO/EM/EU

Sampa Nr.

075.540

O.E.M. Nr.

3 341 1048 19



Dimension

M30x3.5/205

Description

Rep. Kit Spring Bolt Assembly

AR 112
AR 313 MIT LIFT
AR 113 / 211 / 212 / 213
AR 311 / EM 311 / 311E/EM311E
AR 311H/EM311H / 311EH/EM311EH
AR 314/EO 314 / 314E/EO 314E
AR 314H/EO 314H / 314EH/EO 314EH
AR 316/EU316 / 316E/EU316E
AR 316H/EU316H / 316EH/EU316EH
AR 411 / EM 411 / 411E/EM411E
AR 411H/EM411H / 411 EH/EM411EH
AR 414/EO 414 / 414E/EO 414E
AR414H/EO 414H / 414EH/EO 414EH
AR 416/EU416 / 416E/EU416E
AR 416H/EU416H / 416EH/EU416EH
AR 413 / 413H / 418 / 421
MODULAR SYSTEM M-O-U

Sampa Nr.

075.547

O.E.M. Nr.

3 434 3644 00



Dimension

ø30xø68x104

Description

Rep. Kit Spring Bolt Assembly

Air suspension series M / O / U

SAUER ACHSEN

Spring Suspension



Sampa Nr.

030.186

O.E.M. Nr.

4 177 0008 00

Dimension

ø24xø59x107

Description

Rubber Bushing for Spring



Sampa Nr.

075.071

O.E.M. Nr.

4 177 0020 00

Dimension

ø20xø62x102

Description

Rubber Bushing for Spring



Sampa Nr.

070.059

O.E.M. Nr.

4 177 3016 00

Dimension

ø36xø65.5xø68

Description

Rubber Bushing for Spring

VRZ 28
VRZ 42
VRZ 48



Sampa Nr.

075.061

O.E.M. Nr.

1 177 2002 00

Dimension

ø50xø92x121

Description

Rubber Bushing for Spring

LEAF SPRING SUSPENSION
VDS16
VDS 20
VDZ 16
VDZ 20

PARABOLIC LEAF SPRING
SUSPENSION
VDS 24 VDZ 16
VDS 20 VDZ 20
VDS 16 VLS 22
VDS 24 K VRZ 20



Sampa Nr.

075.062

O.E.M. Nr.

1 177 1001 02

Dimension

ø30xø55x61.5

Description

Rubber Bushing for Spring

LEAF SPRING SUSPENSION	PARABOLIC LEAF SPRING SUSPENSION	VL2 40T VLS 22 VRZ 20 VRZ 20
VDS16	VDS 24 K	
VDS 20	VDS 16	
VDZ 16	VDS 20	
VDZ 20	VDS 24	
	VDZ 16	
	VDZ 20	
	VL2 30T	



Sampa Nr.

075.577

O.E.M. Nr.

3 050 1008 00

Dimension

ø50x92x121

Description

Rep. Kit Spring Bolt Assembly

LEAF SPRING SUSPENSION	VDS 24
VDS 16	VDS 20
VDS 20	VDS16
VDZ 16	VDS 24
VDZ 20	VDS 24 K
	VDZ16
	VDZ 20
PARABOLIC LEAF SPRING SUSPENSION	VLS 22
	VRZ 20

SAUER ACHSEN

Sampa Nr.

075.539

O.E.M. Nr.

3 227 0190 00
(5 399 0020 70)



Dimension

M30x3.5/260

Description

Rep. Kit Spring Bolt Assembly

Sampa Nr.

075.047

O.E.M. Nr.

2 095 2039 00



Dimension

ø15xø40x101

Description

Rubber Bushing for Spring

LEAF SPRING SUSPENSION

VDS16
VDS20
VDZ16
VDZ20

PARABOLIC LEAF SPRING SUSPENSION

VDS 16
VDS 20
VDS 24
VDS 24 K
VDZ 16
VDZ 20
VL2 30T
VL2 40T
VLS 22
VRZ 20
VRZ 20 T

Sampa Nr.

070.040

O.E.M. Nr.

1 169 0003 01



Dimension

112x158x64

Description

Slider

VDS 16
VDS 20
VDS 24
VDS 24 K
VDZ 16
VDZ 20
VLS 22
VLZ 30 T
VLZ 40 T
VRZ 20
VRZ 20 T

Sampa Nr.

070.041

O.E.M. Nr.

1 318 1001 02



Dimension

69/74x109

Description

Slider

VDS 16
VDS 20
VDS 24
VDS 24 K
VDZ 16
VDZ 20
VLS 22
VLZ 30 T
VLZ 40 T
VRZ 20
VRZ 20 T

SAUER ACHSEN

Stabilizer



Sampa Nr.

010.046

O.E.M. Nr.

1 230 0047 00

Dimension

ø25xø35x28

Description

Stabilizer Bushing



Sampa Nr.

075.002

O.E.M. Nr.

1 230 0131 00
(1 230 0060 00)

Dimension

ø46x70

Description

Stabilizer Plastic Bearing



Sampa Nr.

075.003

O.E.M. Nr.

1 230 0048 00

Dimension

ø39.5x70

Description

Stabilizer Plastic Bearing



Sampa Nr.

075.004

O.E.M. Nr.


1 230 0130 00
(1 230 0063 00)

Dimension

ø49x70

Description

Stabilizer Plastic Bearing




Sampa Nr.

O.E.M. Nr.

Dimension

Description



Sampa Nr.

O.E.M. Nr.

Dimension

Description

SAUER ACHSEN

Sampa Nr.

075.023

O.E.M. Nr.

4 131 0008 00



Dimension

ø36.5xø60x17

Description

Dust Cover

"EBN 3130/12"[™] / 3140 / 3140-6 / 4040 / 4530 / 4535 / 4540 / 5535"
 ES 5030
 ESN 4030 / 4040 / 4540 / 5030 / 5542 / 6030
 "EZN 4030 / 4030/12"[™] / 5030 / 6030"
 KFS 12242
 KRZ 14242
 KRZT 14242 TRILEX / 16242 (TRILEX)
 RBM 8442 / 8442/12
 RS 5030
 RSM 11242
 RSM 6542
 RSM 6542/12-8
 RSM 8442 / 8442-8 / 9042 / 9042/20
 RZM 8442 / 8442-8 / 11242 / 12242 / 14242 / 16242
 RZT 14242 / 16242
 SKFLS 9042 / 9042/20 / 11242
 SKFS 6537-8 / 6537-10 / 9030 / 9037-8 / 9037-10 / 9042 / 9042/20 / 11242 / 12242

Sampa Nr.

075.025

O.E.M. Nr.

3 268 0046 00



Dimension

ø46x78

Description

Spherical Bearing

KFS 12242
 KRZ 14242
 SKFS 6537-8 / 6537-10 / 9037-8 / 9037-10/9042 / 9042/20 / 12242
 SKFS 9042 INTRAAX / (INTRAAX) SK 1000 ETO / SK 500 (PLUS)

Sampa Nr.

075.517

O.E.M. Nr.

3 268 0048 00



Dimension

ø46x78

Description

Rep. Kit for Camshaft

KFS 12242 / 12242/18 / 14242
 KRZ 14242
 SKFS 11242 / 12242
 SKFS 6537-8 / 6537-10 / 9037-8 / 9037-10/042
 SKFS 9042 INTRAAX (SK 1000 ETO)
 SKFS 9042 SK 1000 ETO
 SKFS 9042/20 / 9042 SK 500 (PLUS)

Sampa Nr.

075.024

O.E.M. Nr.

3 268 0045 00



Dimension

ø38x51.5

Description

Spherical Bearing

KFS 12242 / 12242/18 / 14242
 KRZ 14242
 KRZT 14242 TRILEX / 16242 / 16242 TRILEX
 SKFS 6537-8 / 6537-10 / 9030 / 9037-8 / 9037-10 / 12242
 SKFS 9042 / 9042/20 / 9042 INTRAAX / 9042 INTRAAX SK 1000 ETO
 SKFS 9042 SK 500 (PLUS)
 SKRZT 12242

Sampa Nr.

075.050

O.E.M. Nr.

1 447 0036 00



Dimension

ø22.5x180

Description

Return Spring

"EBN 3130/12"[™] / 4530 / 4540 / 4540-6 "
 ESN 4030 / 4040 / 4540 / 5030 / 5542 / 6030
 "EZN 4030 / 4030/12"[™] / 5030 / 6030"
 KFS 12242 / 12242/18 / 14242
 KRZT 14242 TRILEX / 16242 / 16242 TRILEX
 RBM 8442 / 8442/12
 RILBM 8442
 RILSM 11242
 RILSM 8442 / 9042 / 9042/20
 RSM 6542 / 6242/12-8 / 6242/12-10 / 8442 / 8442/8 / 9042 / 9042/20 / 11242
 RZM 11242 / 12242 / 14242 / 16242 / 8442 / 8442/8
 RZT 14242 / 16242
 SKFLS 11242
 SKRLZ 11030 / 11037 / 9030 / 9042 / 9042/20
 SKFS 9042 / 11242 / 12242 / 9042 SK 500 (PLUS)

Sampa Nr.

075.552

O.E.M. Nr.

3 434 3652 00



Dimension

Description

Rep. Kit for Camshaft

SK 500
 SK 500 plus



Sampa Nr.

075.023

O.E.M. Nr.

4 131 0008 00

Dimension

ø36.5xø60x17

Description

Dust Cover

"EBN 3130/12" / 3140 / 3140-6 / 4040 / 4530 / 4535 / 4540 / 5535"

ES 5030

ESN 4030 / 4040 / 4540 / 5030 / 5542 / 6030

"EZN 4030 / 4030/12" / 5030 / 6030"

KFS 12242

KRZ 14242

KRZT 14242 TRILEX / 16242 (TRILEX)

RBM 8442 / 8442/12

RS 5030

RSM 11242 / RSM 6542 / RSM 8442 / 8442-8 / 9042 / 9042/20 / RSM 6542/12-8

FZM 8442 / 8442-8 / 11242 / 12242 / 14242 / 16242

FZT 14242 / 16242

SKFLS 9042 / 9042/20 / 11242

SKFS 6537-8 / 6537-10 / 9030 / 9037-8 / 9037-10 / 9042 / 9042/20 / 11242 / 12242

SKFLZ 9030 / 9037 / 11037 / 11030 / SKZFLZ 11030 / 12030



Sampa Nr.

075.043

O.E.M. Nr.

4 230 0180 00

Dimension

ø46xø50x40

Description

Brake Camshaft Bushing

KRZ 14242 / 14242 TRILEX

SKFLS 9037 / 9042 / 9042/20 / 11242

SKFLZ 9030 / 9037 / 11030 / 11037

SKFS 11242 / 9042 (INTRAAX) / 9042/20

SKFS 6537-8 / 6537-10 / 9030 / 9037-8 / 9037-10

SKRZ 9042/20 / 11030 / 11037-8 / 11037-10 / 11242 / 12030



Sampa Nr.

075.024

O.E.M. Nr.

3 268 0045 00

Dimension

ø38x51.5

Description

Spherical Bearing

KFS 12242 / 12242/18 / 14242

KRZ 14242

KRZT 14242 TRILEX / 16242 / 16242 TRILEX

SKFS 6537-8 / 6537-10 / 9030 / 9037-8 / 9037-10 / 12242

SKFS 9042 / 9042/20 / 9042 INTRAAX / 9042 INTRAAX SK 1000 ET 0

SKFS 9042 SK 500 (PLUS)



Sampa Nr.

075.050

O.E.M. Nr.

1 447 0036 00

Dimension

ø22.5x180

Description

Return Spring

"EBN 3130/12" / 4530 / 4540 / 4540-6 "

ESN 4030 / 4040 / 4540 / 5030 / 5542 / 6030

"EZN 4030 / 4030/12" / 5030 / 6030"

KFS 12242 / 12242/18 / 14242

KRZT 14242 TRILEX / 16242 / 16242 TRILEX

RBM 8442 / 8442/12

RLBM 8442

RLSM 11242

RLSM 8442 / 9042 / 9042/20

RSM 6542 / 6242/12-8 / 6242/12-10 / 8442 / 8442/8 / 9042 / 9042/20 / 11242

FZM 11242 / 12242 / 14242 / 16242 / 8442 / 8442/8

FZT 14242 / 16242

SKFLS 11242

SKFLZ 11030 / 11037 / 9030 / 9042 / 9042/20

SKFS 9042 / 11242 / 12242 / 9042 SK 500 (PLUS)

SKRZT 12242



Sampa Nr.

075.518

O.E.M. Nr.

3 268 0047 00

Dimension

ø38x51.5

Description

Rep. Kit for Camshaft

KFS 12242 / 12242/18 / 14242

KRZ 14242 / 16242

KRZT 14242 TRILEX / 16242 TRILEX


SKFS 6537-8 / 6537-10 / 11242 / 12242

SKFS 9030 / 9037-8 / 9037-10 / 9042

SKFS 9042 INTRAAX (SK 1000 ET 0)

SKFS 9042/20 / 9042 SK 500 (PLUS)

SKRZ 11030 / 11037-8 / 11037-10



Sampa Nr.

075.551

O.E.M. Nr.

3 434 3619 00

Dimension

ø38x51.5

Description

Rep. Kit for Camshaft

KFS 14242

KRZ 14242

Sampa Nr.

075.023

O.E.M. Nr.

4 131 0008 00



Dimension

ø36.5xø60x17

Description

Dust Cover

"EBN 3130/12"/ 3140 / 3140-6 / 4040 / 4530 / 4535 / 4540 / 5535"

ES 5030

ESN 4030 / 4040 / 4540 / 5030 / 5542 / 6030

"EZN 4030 / 4030/12"/ 5030 / 6030"

KRS 12242

KFZ 14242

KFZT 14242 TRILEX / 16242 (TRILEX)

RBM 8442 / 8442/12

RS 5030

RSM 11242

RSM 6542

RSM 6542/12-8

RSM 8442 / 8442-8 / 9042 / 9042/20

RZM 8442 / 8442-8 / 11242 / 12242 / 14242 / 16242

RZT 14242 / 16242

SKFLS 9042 / 9042/20 / 11242

SKFS 6537-8 / 6537-10 / 9030 / 9037-8 / 9037-10 / 9042 / 9042/20 / 11242 / 12242

SKFS 9042 INTRAAX (SK 1000 ET 0) / SK 500 (PLUS) / SK 1000 ET 0

SKFLZ 9030 / 9037 / 11037 / 11030

Sampa Nr.

075.025

O.E.M. Nr.

3 268 0046 00



Dimension

ø46x78

Description

Spherical Bearing

KRS 12242

KFZ 14242

SKFS 6537-8 / 6537-10 / 9037-8 / 9037-10 / 9042 / 9042/20 / 12242

SKFS 9042 INTRAAX / (INTRAAX) SK 1000 ET 0 / SK 500 (PLUS)

Sampa Nr.

075.542

O.E.M. Nr.

3 434 3639 00



Dimension

Description

Rep. Kit for Camshaft

SKRS 9042 / 11242

SKRZ 9042 / 11242

Sampa Nr.

075.024

O.E.M. Nr.

3 268 0045 00



Dimension

ø38x51.5

Description

Spherical Bearing

KRS 12242 / 12242/18 / 14242

KRZ 14242

KRZT 14242 TRILEX / 16242 / 16242 TRILEX

SKRS 6537-8 / 6537-10 / 9030 / 9037-8 / 9037-10 / 12242

SKRS 9042 / 9042/20 / 9042 INTRAAX / 9042 INTRAAX SK 1000 ET 0

SKRS 9042 SK 500 (PLUS)

SKRZT 12242

SKRZ 6530 / 9030 / 9037-8 / 9037-10 / 9042/20 / 11030 / 11037-8 /

11037-10 / 11242 / 12030 / 12037 / 12242

Sampa Nr.

075.051

O.E.M. Nr.

1 447 0037 00



Dimension

ø25.5x146

Description

Return Spring

EBN 3140 / 3140-6 / 4040 / 4535 / 4540 / 5535

RS 5030

FZM 13130

SKRLZ 9037

SKFS 6537-8 / 6537-10 / 9030 / 9037-8

SKRS 9037-10 / 9042 (INTRAAX) / 9042 SK

SKFZ 6530 / 9030 / 9037-8 / 9037-10 / 11030 / 11037-8 / 11037-10 / 12030

WRZM 8130 / 8435-8 / 8435-10 / 11030 / 11035-8 / 11035-10

Sampa Nr.

075.558

O.E.M. Nr.

3 434 3642 00



Dimension

Description

Rep. Kit for Camshaft

SK 6537 / 9037 / 11037

SAUER ACHSEN



Sampa Nr.

075.023

O.E.M. Nr.

4 131 0008 00

Dimension

ø36.5xø60x17

Description

Dust Cover

"EBN 3130/12" / 3140 / 3140-6 / 4040 / 4530 / 4535 / 4540 / 5535"

ES 5030

ESN 4030 / 4040 / 4540 / 5030 / 5542 / 6030

"EZN 4030 / 4030/12" / 5030 / 6030"

KRS 12242

KRZ 14242

KRZT 14242 TRILEX / 16242 (TRILEX)

RBM 8442 / 8442/12

RS 5030

RSM 11242 / RSM 6542 / RSM 8442 / 8442-8 / 9042 / 9042/20 / RSM 6542/12-8

FZM 8442 / 8442-8 / 11242 / 12242 / 14242 / 16242

FZT 14242 / 16242

SKFLS 9042 / 9042/20 / 11242

SKRS 6537-8 / 6537-10 / 9030 / 9037-8 / 9037-10 / 9042 / 9042/20 / 11242 / 12242

SKRS 9042 INTRAAX (SK 1000 ET 0) / SK 500 (PLUS) / SK 1000 ET 0

SKRLZ 9030 / 9037 / 11037 / 11030 / SKZRLZ 11030 / 12030



Sampa Nr.

075.043

O.E.M. Nr.

4 230 0180 00

Dimension

ø46xø50x40

Description

Brake Camshaft Bushing

KRZ 14242 / 14242 TRILEX

SKRLS 9037 / 9042 / 9042/20 / 11242

SKRLZ 9030 / 9037 / 11030 / 11037

SKRS 11242 / 9042 (INTRAAX) / 9042/20

SKRS 6537-8 / 6537-10 / 9030 / 9037-8 / 9037-10



Sampa Nr.

075.561

O.E.M. Nr.

3 434 3640 00

Dimension

ø38x51.5

Description

Rep. Kit for Camshaft

SKRS 6530 - 11030

SKRZ 6530 - 11030

SKRS 9037 / 11037

SKRZ 9037 / 11037



Sampa Nr.

075.024

O.E.M. Nr.

3 268 0045 00

Dimension

ø38x51.5

Description

Spherical Bearing

KRS 12242 / 12242/18 / 14242

KRZ 14242

KRZT 14242 TRILEX / 16242 / 16242 TRILEX

SKRS 6537-8 / 6537-10 / 9030 / 9037-8 / 9037-10 / 12242

SKRS 9042 / 9042/20 / 9042 INTRAAX / 9042 INTRAAX SK 1000 ET 0

SKRS 9042 SK 500 (PLUS)

SKRZT 12242

SKRZ 6530 / 9030 / 9037-8 / 9037-10 / 9042/20 / 11030 / 11037-8 / 11037-10 /

11242 / 12030 / 12037 / 12242



Sampa Nr.

075.051

O.E.M. Nr.

1 447 0037 00

Dimension

ø25.5x146

Description

Return Spring

EBN 3140 / 3140-6 / 4040 / 4535 / 4540 / 5535

RS 5030

RZM 13130

SKRLZ 9037

SKRS 6537-8 / 6537-10 / 9030 / 9037-8

SKRS 9037-10 / 9042 (INTRAAX) / 9042 SK

SKRZ 6530 / 9030 / 9037-8 / 9037-10 / 11030 / 11037-8 / 11037-10 / 12030

WRZM 8130 / 8435-8 / 8435-10 / 11030 / 11035-8 / 11035-10



Sampa Nr.

075.531

O.E.M. Nr.

3 317 0036 00

Dimension

Description

Rep. Kit for Camshaft

Sampa Nr.

075.012

O.E.M. Nr.

**1 230 1002 04
(3 230 1002 04)**



Dimension

ø38xø60x55

Description

Spherical Bearing

"EBN 3130/12"" / 3140 / 3140-6 / 4040 / 4530 / 4535 / 4540 / 4540-6 / 5535"
ES 5030 / RS 5030
ESN 4030 / 4040 / 4540 / 5030 / 5542 / 6030
"EZN 4030 / 4030/12"" / 5030 / 6030"
RBM 8442 / 8442/12
RSM 11242 / 6542 / 6542/12-10 / 6542/12-8 / 8442 / 8442-8 / 9042 / 9042/20
RZM 8442 / 8442-8 / 11242 / 12242 / 14242 / 16242
RZT 14242 / 16242
SKFS 9030 / 9037-8 / 9037-10 / 9042 (INTRAAX) / 9042/20 / 11242
SKRZ 9037-8 / 9037-10 / 9042 / 9042/20 / 11030 / 11037-8 / 11037-10 / 11242
WESN 5030 / 6030

Sampa Nr.

075.017

O.E.M. Nr.

1 350 2001 04



Dimension

ø8.5/ø90xø60x12.5

Description

Retainer

"EBN 3130/12"" / 3140 / 4040 / 4535"
EBN 4540 / 4540-6 / 5535
ESN 4030 / 4040 / 4540 / 5030 / 5542 / 6030
EZN 5030 / 6030 / 8442 / 8442/12
RS 5030
RSM 8442-8 / 6542/12-8 / 6542/12-10 / 9042 / 9042/20 / 11242
RZM 8442 / 8442-8 / 11242 / 12242 / 14242 / 16242
RZT 14242 / 16242
SKFS 9030 / 9037-8 / 9037-10 / 9042 (INTRAAX) / 9042/20 / 11242
SKRZ 9030 / 9037-8 / 9037-10 / 9042 / 9042/20 / 11037-10 / 11037-8 / 11242
WESN 5030 / 6030
"WESN 5030 / 6030 / 6030/12""
WRZM 6242 / 6242-8 / 8442 / 8442-8 / 11242

Sampa Nr.

075.507

O.E.M. Nr.

3 268 0007 02



Dimension

ø38xø60x55

Description

Rep. Kit for Camshaft

EBN 3140
EBN 3140-6

EBN 4040
EBN 4540

Sampa Nr.

075.013

O.E.M. Nr.

1 230 1002 03



Dimension

ø39xø60x38

Description

Spherical Bearing

Sampa Nr.

075.016

O.E.M. Nr.

**1 350 2001 03
(1 350 2001 02)
(1 350 2001 01)**



Dimension

ø8.5/ø90xø60x12

Description

Retainer

RSM 6542
EBN 3140 / 3140-6 / 4040 / 4540 / 4540-6
ESN 4040 / 4540 / 5542
EZN 5030
RBM 8442 / 8442/12
RSM 11242 / 6242/12-10 / 6242/12-8 / 8442
RZM 8442

Sampa Nr.

075.508

O.E.M. Nr.

3 268 0007 01



Dimension

ø39xø60x38

Description

Rep. Kit for Camshaft

"EBN 3130/12"" "
EBN 3140 / 3140-6 / 4040 / 4530 / 4540 / 4540-6
ES 5030
ESN 4030 / 4040 / 4540 / 5030 / 5542 / 6030
"EZN 4030/12"" / 5030 / 6030 "
RBM 8442/12
RS 5030
RSM 6242/12-8 / 6242/12-10 / 6542 8442 / 9042/20 / 11242
RZM 8442 / 8442-8 / 11242 / 12242 / 14242 / 16242
RZT 14242 / 16242
SKRS 9037-8 / 9037-10 / 9042/20 / 11242
SKRZ 9037-8 / 9037-10 / 9042/20 / 11037-8 / 11242
WESN 5030 / 6030
"WEZN 5030 / 6030/12"" "
WRZM 6242-8 / 8442-8 / 11242

SAUER ACHSEN



Sampa Nr.

075.011

O.E.M. Nr.

1 230 0106 04
(1 230 0106 02)
(1 230 0106 03)

Dimension

ø38.2xø42x44.8

Description

Brake Camshaft Bushing

"EBN 3130/12" / 3140 / 3140-6 / 4040 / 4530 / 4535 / 4540 / 4540-6 / 5535"	12242 / 13130 / 14242 / 16242
ES 5030	FZT 14242 / 16242
ESN 4030 / 4040 / 4540 / 5030 / 5542 / 6030	SKFLZ 9037 / 9042 / 9042/20 / 11037 / 11242
"EZN 4030 / 4030/12" / 5030 / 6030"	WESN 5030 / 6030
RS 5030	"WEZN 5030 / 6030 / 6030/12""
RBM 8442 / 8442/12	WFLZM-8 / 8130 / 8435-10 / 11030 / 11035-8 / 11035-10
RLBM 8442	WRZM 6242 / 6242-8 / 8130 / 8435-8 / 8435-10 / 8442 / 8442-8 / 11030 / 11030 / 11035-8 / 11242
RLSM 8442 / 9042 / 9042/20 / 11242	WZFLZM 8130 / 11030
RSM 6542 / 6542/12-8 / 6542/12-10 / 8442 / 8442-8 / 9042 / 9042/20 / 11242	
RZM 8442 / 8442-8 / 11030 / 11242 /	



Sampa Nr.

075.017

O.E.M. Nr.

1 350 2001 04

Dimension

ø8.5/ø90xø60x12.5

Description

Retainer

"EBN 3130/12" / 3140 / 4040 / 4535"	FZT 14242 / 16242
EBN 4540 / 4540-6 / 5535	SKFS 9030 / 9037-8 / 9037-10 / 9042 (NTRAA) / 9042/20 / 11242
ESN 4030 / 4040 / 4540 / 5030 / 5542 / 6030	SKFZ 9030 / 9037-8 / 9037-10 / 9042 / 9042/20 / 11037-10 / 11037-8 / 11242
EZN 5030 / 6030 / 8442 / 8442/12	WESN 5030 / 6030
RS 5030	"WESN 5030 / 6030 / 6030/12""
RSM 8442-8 / 6542/12-8 / 6542/12-10 / 9042 / 9042/20 / 11242	WRZM 6242 / 6242-8 / 8442 / 8442-8 / 11242
RZM 8442 / 8442-8 / 11242 / 12242 / 14242 / 16242	



Sampa Nr.

075.050

O.E.M. Nr.

1 447 0036 00

Dimension

ø22.5x180

Description

Return Spring

"EBN 3130/12" / 4530 / 4540 / 4540-6"	RSM 6542 / 6242/128 / 6242/12-10 / 8442 / 8442/8 / 9042 / 9042/20 / 11242
ESN 4030 / 4040 / 4540 / 5030 / 5542 / 6030	FZM 11242 / 12242 / 14242 / 16242 / 8442 / 8442/8
"EZN 4030 / 4030/12" / 5030 / 6030"	FZT 14242 / 16242
KFS 12242 / 12242/18 / 14242	SKFLS 11242
KFZT 14242 TRILEX / 16242 / 16242 TRILEX	SKFLZ 11030 / 11037 / 9030 / 9042 / 9042/20
RBM 8442 / 8442/12	SKFS 9042 / 11242 / 12242 / 9042 SK 500 (FLS)
RLBM 8442	SKFLZ 11030 / 12030
RLSM 11242	
RLSM 8442 / 9042 / 9042/20	



Sampa Nr.

075.012

O.E.M. Nr.

1 230 1002 04
(3 230 1002 04)

Dimension

ø38xø60x55

Description

Spherical Bearing

"EBN 3130/12" / 3140 / 3140-6 / 4040 / 4530 / 4535 / 4540 / 4540-6 / 5535"	ES 5030 / RS 5030
ESN 4030 / 4040 / 4540 / 5030 / 5542 / 6030	ESN 4030 / 4040 / 4540 / 5030 / 5542 / 6030
"EZN 4030 / 4030/12" / 5030 / 6030"	"EZN 4030 / 4030/12" / 5030 / 6030"
RBM 8442 / 8442/12	RSM 11242 / 6542 / 6542/12-10 / 6542/12-8 / 8442 / 8442-8 / 9042 / 9042/20
RSM 11242 / 6542 / 6542/12-10 / 6542/12-8 / 8442 / 8442-8 / 9042 / 9042/20	RZM 8442 / 8442-8 / 11242 / 12242 / 14242 / 16242
RZM 8442 / 8442-8 / 11242 / 12242 / 14242 / 16242	RZT 14242 / 16242
RZT 14242 / 16242	SKFS 9030 / 9037-8 / 9037-10 / 9042 (NTRAA) / 9042/20 / 11242
SKFS 9030 / 9037-8 / 9037-10 / 9042 / 9042/20 / 11030 / 11037-8 / 11037-10 / 11242	SKFZ 9037-8 / 9037-10 / 9042 / 9042/20 / 11030 / 11037-8 / 11037-10 / 11242
WESN 5030 / 6030	"WEZN 5030 / 6030 / 6030/12""
"WEZN 5030 / 6030 / 6030/12""	WRZM 6242 / 6242-8 / 8442 / 8442-8 / 11242



Sampa Nr.

075.038

O.E.M. Nr.

1 093 0012 00

Dimension

ø165xø9/185x1

Description

Axle Gasket

RSM 6542 / RSM 9042	RLSM 9042
RSM 9042/20	RLSM 9042/20



Sampa Nr.

075.510

O.E.M. Nr.

3 434 3620 00
(3 434 3618 00)

Dimension

ø38xø60x55

Description

Rep. Kit for Camshaft

RBM 8442	RLSM 8442
RLBM 8442	RSM 8442 / 9042 / 11242
RSM 8442 / 9042 / 11242	RLSM 8442 / 9042 / 11242
RZM 8442 / 11242	RZM 8442 / 11242
SKRLS 9042 / 11242	SKRS 9042 / 11242
SKRS 9042 / 11242	SKRZ 9042 / 11242
SKRZ 9042 / 11242	WRZM 8442 / 11242

Sampa Nr.

075.010

O.E.M. Nr.

4 230 0176 00



Dimension

ø56xø60x33

Description

Brake Camshaft Bushing

SKRS 9037-8 / 9037-10 / 9042 / 9042/20 / 11242
SKRLS 9042 / 9042/20 / 11242
SKRZ 9037-8 / 9037-10 / 9042 / 11037-8 / 11037-10 / 11242

Sampa Nr.

075.023

O.E.M. Nr.

4 131 0008 00



Dimension

ø36.5xø60x17

Description

Dust Cover

*EBN 3130/12** / 3140 / 3140-6 / 4040 / 4530 / 4535 / 4540 / 5535**
ES 5030
ESN 4030 / 4040 / 4540 / 5030 / 5542 / 6030
*EZN 4030 / 4030/12** / 5030 / 6030*
KFS 12242
KFRZ 14242
KFRZT 14242 TRILEX / 16242 (TRILEX)
RBM 8442 / 8442/12
RS 5030
RSM 11242
RSM 6542
RSM 6542/12-8
RSM 8442 / 8442-8 / 9042 / 9042/20
RZM 8442 / 8442-8 / 11242 / 12242 / 14242 / 16242
RZT 14242 / 16242
SKRLS 9042 / 9042/20 / 11242
SKRS 6537-8 / 6537-10 / 9030 / 9037-8 / 9037-10 / 9042 / 9042/20 / 11242 / 12242
SKFS 9042 INTRAAX (SK 1000 ET 0) / SK 500 (PLUS) / SK 1000 ET 0
SKFLZ 9030 / 9037 / 11037 / 11030
SKFRZT 12242
SKRZ 6530 / 9030 / 9037-8 / 9037-10 / 9042 / 9042/20 / 11030 / 11037-8 / 11037-10 / 11242 / 12030 / 12037 / 12242
SKZFLZ 11030 / 12030

Sampa Nr.

075.511

O.E.M. Nr.

3 434 3622 00



Dimension

ø38xø60x55

Description

Rep. Kit for Camshaft

SK 9042 / 11242
SKRS 9042/11242

Sampa Nr.

075.012

O.E.M. Nr.

**1 230 1002 04
(3 230 1002 04)**



Dimension

ø38xø60x55

Description

Spherical Bearing

*EBN 3130/12** / 3140 / 3140-6 / 4040 / 4530 / 4535 / 4540 / 4540-6 / 5535**
ES 5030 / RS 5030
ESN 4030 / 4040 / 4540 / 5030 / 5542 / 6030
*EZN 4030 / 4030/12** / 5030 / 6030*
RBM 8442 / 8442/12
RSM 11242 / 6542 / 6542/12-10 / 6542/12-8 / 8442 / 8442-8 / 9042 / 9042/20
RZM 8442 / 8442-8 / 11242 / 12242 / 14242 / 16242
RZT 14242 / 16242
SKRS 9030 / 9037-8 / 9037-10 / 9042 (INTRAAX) / 9042/20 / 11242

Sampa Nr.

075.050

O.E.M. Nr.

1 447 0036 00



Dimension

ø22.5x180

Description

Return Spring

*EBN 3130/12** / 4530 / 4540 / 4540-6 **
ESN 4030 / 4040 / 4540 / 5030 / 5542 / 6030
*EZN 4030 / 4030/12** / 5030 / 6030*
KFS 12242 / 12242/18 / 14242
KFRZT 14242 TRILEX / 16242 / 16242 TRILEX
RBM 8442 / 8442/12
RLEBM 8442
RLSM 11242
RLSM 8442 / 9042 / 9042/20
RSM 6542 / 6242/12-8 / 6242/12-10 / 8442 / 8442/8 / 9042 / 9042/20 / 11242
RZM 11242 / 12242 / 14242 / 16242 / 8442 / 8442/8
RZT 14242 / 16242
SKRLS 11242
SKFLZ 11030 / 11037 / 9030 / 9042 / 9042/20
SKFS 9042 / 11242 / 12242 / 9042 SK 500 (PLUS)
SKZFLZ 11030 / 12030
SKFRZT 12242

Sampa Nr.

075.557

O.E.M. Nr.

3 434 3634 00



Dimension

ø38xø60x55

Description

Rep. Kit for Camshaft

SKRS 6537-11037
SKRZ 6537-11037

SAUER ACHSEN

Brake



Sampa Nr.

075.011

O.E.M. Nr.

1 230 0106 04
(1 230 0106 02)
(1 230 0106 03)

Dimension

ø38.2xø42x44.8

Description

Brake Camshaft Bushing

"EBN 3130/12" / 3140 / 3140-6 / 4040 / 4530 / 4535 / 4540 / 4540-6 / 5535"
 ES 5030
 ESN 4030 / 4040 / 4540 / 5030 / 5542 / 6030
 "EZN 4030 / 4030/12" / 5030 / 6030"
 RS 5030
 RBM 8442 / 8442/12
 RLBM 8442
 RLSM 8442 / 9042 / 9042/20 / 11242
 RSM 6542 / 6542/12-8 / 6542/12-10 / 8442 / 8442-8 / 9042 / 9042/20 / 11242 / 12242 / 14242 / 16242
 FZM 8442 / 8442-8 / 11030 / 11242 / 12242 / 13130 / 14242 / 16242
 FZT 14242 / 16242
 SKFLZ 9037 / 9042 / 9042/20 / 11037/11242
 WESN 5030 / 6030
 "WEZN 5030 / 6030 / 6030/12"
 WRLZM-8 / 8130 / 8435-10 / 11030 /



Sampa Nr.

075.017

O.E.M. Nr.

1 350 2001 04

Dimension

ø8.5/ø90xø60x12.5

Description

Retainer

"EBN 3130/12" / 3140 / 4040 / 4535"
 EBN 4540 / 4540-6 / 5535
 ESN 4030 / 4040 / 4540 / 5030 / 5542 / 6030
 EZN 5030 / 6030 / 8442 / 8442/12
 RS 5030
 RSM 8442-8 / 6542/12-8 / 6542/12-10 / 9042 / 9042/20 / 11242
 FZM 8442 / 8442-8 / 11242 / 12242 / 14242 / 16242
 FZT 14242 / 16242
 SKRS 9030 / 9037-8 / 9037-10 / 9042 (INTRAAX) / 9042/20 / 11242
 SKRZ 9030 / 9037-8 / 9037-10 / 9042 / 9042/20 / 11037-10 / 11037-8 / 11242



Sampa Nr.

075.528

O.E.M. Nr.

3 434 3636 00

Dimension

ø38xø60x55

Description

Rep. Kit for Camshaft

RS/RZ/WRZ 8442-11242 EBN 3130 - WE2N 6030
 EBN/ESN 3140 - 5542



Sampa Nr.

075.012

O.E.M. Nr.

1 230 1002 04
(3 230 1002 04)

Dimension

ø38xø60x55

Description

Spherical Bearing

"EBN 3130/12" / 3140 / 3140-6 / 4040 / 4530 / 4535 / 4540 / 4540-6 / 5535"
 ES 5030 / RS 5030
 ESN 4030 / 4040 / 4540 / 5030 / 5542 / 6030
 "EZN 4030 / 4030/12" / 5030 / 6030"
 RBM 8442 / 8442/12
 RSM 11242 / 6542 / 6542/12-10 / 6542/12-8 / 8442 / 8442-8 / 9042 / 9042/20
 FZM 8442 / 8442-8 / 11242 / 12242 / 14242 / 16242
 FZT 14242 / 16242
 SKRS 9030 / 9037-8 / 9037-10 / 9042 (INTRAAX) / 9042/20 / 11242



Sampa Nr.

075.023

O.E.M. Nr.

4 131 0008 00

Dimension

ø36.5xø60x17

Description

Dust Cover

"EBN 3130/12" / 3140 / 3140-6 / 4040 / 4530 / 4535 / 4540 / 5535"
 ES 5030
 ESN 4030 / 4040 / 4540 / 5030 / 5542 / 6030
 "EZN 4030 / 4030/12" / 5030 / 6030"
 KRS 12242
 KRZ 14242
 KRZT 14242 TRILEX / 16242 (TRILEX)



Sampa Nr.

075.505

O.E.M. Nr.

3 317 0004 00

Dimension

Description

Rep. Kit for Camshaft

RSM 6542
 "EBN 3130/12" / 3140 / 3140-6 / 4040 / 4530 / 4535 / 4540 / 4540-6 / 5535"
 ESN 4030 / 4040 / 4540 / 5030 / 5542 / 6030
 "EZN 4030 / 4030/12" / 5030 / 6030"
 RBM 8442 / 8442/12
 RLBM 8442
 RLSM 8442 / 9042 / 9042/20 / 11242
 RS 5030

SAUER ACHSEN

Sampa Nr.

075.012

O.E.M. Nr.

1 230 1002 04
(3 230 1002 04)



Dimension

ø38xø60x55

Description

Spherical Bearing

"EBN 3130/12"" / 3140 / 3140-6 / 4040 / 4530 / 4535 / 4540 / 4540-6 / 5535"
ES 5030 / RS 5030
ESN 4030 / 4040 / 4540 / 5030 / 5542 / 6030
"EZN 4030 / 4030/12"" / 5030 / 6030"
RBM 8442 / 8442/12
RSM 11242 / 6542 / 6542/12-10 / 6542/12-8 / 8442 / 8442-8 / 9042 / 9042/20
RZM 8442 / 8442-8 / 11242 / 12242 / 14242 / 16242
RZT 14242 / 16242
SKRS 9030 / 9037-8 / 9037-10 / 9042 (INTRAAX) / 9042/20 / 11242
SKPZ 9037-8 / 9037-10 / 9042 / 9042/20 / 11030 / 11037-8 / 11037-10 / 11242
WESN 5030 / 6030
"WEZN 5030 / 6030 / 6030/12""
WRZM 6242 / 6242-8 / 8442 / 8442-8 / 11242

Sampa Nr.

075.043

O.E.M. Nr.

4 230 0180 00



Dimension

ø46xø50x40

Description

Brake Camshaft Bushing

KRZ 14242 / 14242 TRILEX
SKRLS 9037 / 9042 / 9042/20 / 11242
SKRLZ 9030 / 9037 / 11030 / 11037
SKRS 11242 / 9042 (INTRAAX) / 9042/20
SKRS 6537-8 / 6537-10 / 9030 / 9037-8 / 9037-10
SKRZ 9042/20 / 11030 / 11037-8 / 11037-10 / 11242 / 12030
SKRZ 6530 / 9030 / 9037-8 / 9037-10 / 9042 / 12030

Sampa Nr.

075.529

O.E.M. Nr.

3 434 3638 00



Dimension

ø38xø60x55

Description

Rep. Kit for Camshaft

SKRS/RZ 9042/11242

Sampa Nr.

075.023

O.E.M. Nr.

4 131 0008 00



Dimension

ø36.5xø60x17

Description

Dust Cover

"EBN 3130/12"" / 3140 / 3140-6 / 4040 / 4530 / 4535 / 4540 / 5535"
ES 5030
ESN 4030 / 4040 / 4540 / 5030 / 5542 / 6030
"EZN 4030 / 4030/12"" / 5030 / 6030"
KRS 12242
KRZ 14242
KRZT 14242 TRILEX / 16242 (TRILEX)
RBM 8442 / 8442/12
RS 5030

Sampa Nr.

075.050

O.E.M. Nr.

1 447 0036 00



Dimension

ø22.5x180

Description

Return Spring

"EBN 3130/12"" / 4530 / 4540 / 4540-6 "
ESN 4030 / 4040 / 4540 / 5030 / 5542 / 6030
"EZN 4030 / 4030/12"" / 5030 / 6030"
KRS 12242 / 12242/18 / 14242
KRZT 14242 TRILEX / 16242 / 16242 TRILEX
RBM 8442 / 8442/12
RLBM 8442
RLSM 11242
RLSM 8442 / 9042 / 9042/20
RSM 6542 / 6242/12-8 / 6242/12-10 / 8442 / 8442/8 / 9042 / 9042/20 / 11242
RZM 11242 / 12242 / 14242 / 16242 / 8442 / 8442/8
RZT 14242 / 16242

Sampa Nr.

075.512

O.E.M. Nr.

3 317 0011 00



Dimension

Description

Rep. Kit for Camshaft

SKRLS 11242
SKRLS 9037 / 9042 / 9042/20
SKRLZ 9037 / 11037
SKRS 9037-8 / 9037-10 / 9042 / 9042/20 / 9082 / 11242
SKPZ 9037-8 / 9037-10 / 9042 / 9042/20 / 11037-8 / 11037-10 / 11242
SNK 637/420
WRZM 8442

SAUER ACHSEN



Sampa Nr.

075.012

O.E.M. Nr.

1 230 1002 04
(3 230 1002 04)

Dimension

ø38xø60x55

Description

Spherical Bearing

"EBN 3130/12"" / 3140 / 3140-6 / 4040 / 4530 / 4535 / 4540 / 4540-6 / 5535"
ES 5030 / RS 5030
ESN 4030 / 4040 / 4540 / 5030 / 5542 / 6030
"EZN 4030 / 4030/12"" / 5030 / 6030"
RBM 8442 / 8442/12
RSM 11242 / 6542 / 6542/12-10 / 6542/12-8 / 8442 / 8442-8 / 9042 / 9042/20
RZM 8442 / 8442-8 / 11242 / 12242 / 14242 / 16242
RZT 14242 / 16242
SKRS 9030 / 9037-8 / 9037-10 / 9042 (INTRAAX) / 9042/20 / 11242
SKFZ 9037-8 / 9037-10 / 9042 / 9042/20 / 11030 / 11037-8 / 11037-10 / 11242
WESN 5030 / 6030



Sampa Nr.

075.017

O.E.M. Nr.

1 350 2001 04

Dimension

ø8.5/ø90xø60x12.5

Description

Retainer

"EBN 3130/12"" / 3140 / 4040 / 4535"
EBN 4540 / 4540-6 / 5535
ESN 4030 / 4040 / 4540 / 5030 / 5542 / 6030
EZN 5030 / 6030 / 8442 / 8442/12
RS 5030
RSM 8442-8 / 6542/12-8 / 6542/12-10 / 9042 / 9042/20 / 11242
RZM 8442 / 8442-8 / 11242 / 12242 / 14242 / 16242
RZT 14242 / 16242
SKRS 9030 / 9037-8 / 9037-10 / 9042 (INTRAAX) / 9042/20 / 11242
SKFZ 9030 / 9037-8 / 9037-10 / 9042 / 9042/20 / 11037-10 / 11037-8 / 11242
WESN 5030 / 6030



Sampa Nr.

075.023

O.E.M. Nr.

4 131 0008 00

Dimension

ø36.5xø60x17

Description

Dust Cover

"EBN 3130/12"" / 3140 / 3140-6 / 4040 / 4530 / 4535 / 4540 / 5535"
ES 5030
ESN 4030 / 4040 / 4540 / 5030 / 5542 / 6030
"EZN 4030 / 4030/12"" / 5030 / 6030"
KRS 12242
KRZ 14242



Sampa Nr.

075.514

O.E.M. Nr.

-

Dimension

ø38xø60x55

Description

Rep. Kit for Camshaft



Sampa Nr.

075.562

O.E.M. Nr.

3 268 0035 00

Dimension

ø38xø60x55

Description

Rep. Kit for Camshaft

RSM 6542
"EBN 3130/12"" / 3140 / 3140-6 / 4040 / 4530 / 4535 / 4540 / 4540-6 / 5535"
ES 5030
ESN 4030 / 4040 / 4540 / 5030 / 5542 / 6030
"EZN 4030 / 4030/12"" / 5030 / 6030"
RBM 8442 / 8442/12
RSM 11242 / 6242/12-10 / 6242/12-8 / 8442 / 8442/8 / 9042 / 9042/20
RZM 11242 / 12242 / 14242 / 16242 / 8442 / 8442/8
RZT 14242 / 16242
WESN 5030 / 6030
"WEZN 5030 / 6030 / 6030/12""
WRZM 11242
WRZM 6242 / 6242-8 / 8442 / 8442-8



Sampa Nr.

075.534

O.E.M. Nr.

3 268 0034 00

Dimension

ø38xø60x55

Description

Rep. Kit for Camshaft

"EBN 3130/12"" / 3140 / 4040 / 4530 / 4535 / 4540 / 4540/6 / 5535"
ES 5030 / RS 5030
ESN 4030 / 4040 / 4540 / 5030
ESN 5542 / 6030
"EZN 4030 / 4030/12"" / 4530 / 6030"
RBM 8442 / 8442/12

Sampa Nr.

075.012

O.E.M. Nr.

1 230 1002 04
(3 230 1002 04)



Dimension

ø38xø60x55

Description

Spherical Bearing

"EBN 3130/12"" / 3140 / 3140-6 / 4040 / 4530 / 4535 / 4540 / 4540-6 / 5535"
ES 5030 / RS 5030
ESN 4030 / 4040 / 4540 / 5030 / 5542 / 6030
"EZN 4030 / 4030/12"" / 5030 / 6030"
RBM 8442 / 8442/12
RSM 11242 / 6542 / 6542/12-10 / 6542/12-8 / 8442 / 8442-8 / 9042 / 9042/20
RZM 8442 / 8442-8 / 11242 / 12242 / 14242 / 16242
RZT 14242 / 16242
SKRS 9030 / 9037-8 / 9037-10 / 9042 (INTRAAX) / 9042/20 / 11242
SKRZ 9037-8 / 9037-10 / 9042 / 9042/20 / 11030 / 11037-8 / 11037-10 / 11242
WESN 5030 / 6030
"WEZN 5030 / 6030 / 6030/12""
WRZM 6242 / 6242-8 / 8442 / 8442-8 / 11242

Sampa Nr.

075.043

O.E.M. Nr.

4 230 0180 00



Dimension

ø46xø50x40

Description

Brake Camshaft Bushing


KRZ 14242 / 14242 TRILEX
SKRLS 9037 / 9042 / 9042/20 / 11242
SKRLZ 9030 / 9037 / 11030 / 11037
SKRS 11242 / 9042 (INTRAAX) / 9042/20
SKRS 6537-8 / 6537-10 / 9030 / 9037-8 / 9037-10
SKRZ 9042/20 / 11030 / 11037-8 / 11037-10 / 11242 / 12030
SKRZ 6530 / 9030 / 9037-8 / 9037-10 / 9042 / 12030

Sampa Nr.

075.553

O.E.M. Nr.

3 434 3614 00



Dimension

ø38xø60x55

Description

Rep. Kit for Camshaft

SK 6537 / 9037 / 11037

Sampa Nr.

075.023

O.E.M. Nr.

4 131 0008 00



Dimension

ø36.5xø60x17

Description

Dust Cover

"EBN 3130/12"" / 3140 / 3140-6 / 4040 / 4530 / 4535 / 4540 / 5535"
ES 5030
ESN 4030 / 4040 / 4540 / 5030 / 5542 / 6030
"EZN 4030 / 4030/12"" / 5030 / 6030"
KRS 12242
KRZ 14242
KRZT 14242 TRILEX / 16242 (TRILEX)
RBM 8442 / 8442/12
RS 5030
RSM 11242
RSM 6542
RSM 6542/12-8
RSM 8442 / 8442-8 / 9042 / 9042/20
RZM 8442 / 8442-8 / 11242 / 12242 / 14242 / 16242
RZT 14242 / 16242
SKRLS 9042 / 9042/20 / 11242
SKRS 6537-8 / 6537-10 / 9030 / 9037-8 / 9037-10 / 9042 / 9042/20 / 11242 / 12242

Sampa Nr.

075.051

O.E.M. Nr.

1 447 0037 00



Dimension

ø25.5x146

Description

Return Spring

EBN 3140 / 3140-6 / 4040 / 4535 / 4540 / 5535
RS 5030
RZM 13130
SKRLZ 9037
SKRS 6537-8 / 6537-10 / 9030 / 9037-8
SKRS 9037-10 / 9042 (INTRAAX) / 9042 SK
SKRZ 6530 / 9030 / 9037-8 / 9037-10 / 11030 / 11037-8 / 11037-10 / 12030
WRZM 8130 / 8435-8 / 8435-10 / 11030 / 11035-8 / 11035-10

Sampa Nr.

075.556

O.E.M. Nr.

3 434 3610 00



Dimension

ø38xø60x55

Description

Rep. Kit for Camshaft

SKRS 6530-11030
SKRZ 6530-11030

SAUER ACHSEN



Sampa Nr.

075.010

O.E.M. Nr.

4 230 0176 00

Dimension

ø56xø60x33

Description

Brake Camshaft Bushing

SKRS 9037-8 / 9037-10 / 9042 / 9042/20 / 11242
SKRLS 9042 / 9042/20 / 11242
SKRZ 9037-8 / 9037-10 / 9042 /11037-8 / 11037-10 / 11242



Sampa Nr.

075.023

O.E.M. Nr.

4 131 0008 00


Dimension

ø36.5xø60x17

Description

Dust Cover

"EBN 3130/12"" / 3140 / 3140-6 / 4040 / 4530 / 4535 / 4540 / 4540-6 / 5535"
ES 5030
ESN 4030 / 4040 / 4540 / 5030 / 5542 / 6030
"EZN 4030 / 4030/12"" / 5030 / 6030"
KFS 12242
KRZ 14242
KRZT 14242 TRILEX / 16242 (TRILEX)
RBM 8442 / 8442/12
RS 5030
RSM 11242
RSM 6542
RSM 6542/12-8
RSM 8442 / 8442-8 / 9042 / 9042/20
RZM 8442 / 8442-8 / 11242 / 12242 / 14242 / 16242
RZT 14242 / 16242
SKFLS 9042 / 9042/20 / 11242
SKFS 6537-8 / 6537-10 / 9030 / 9037-8 / 9037-10 / 9042 / 9042/20 / 11242 / 12242
SKFS 9042 INTRAAX (SK 1000 ET 0) / SK 500 (PLUS) / SK 1000 ET 0
SKFLZ 9030 / 9037 / 11037 / 11030
SKFRZ 12242
SKFRZ 6530 / 9030 / 9037-8 / 9037-10 / 9042 / 9042/20 / 11030 / 11037-8 / 11037



Sampa Nr.

075.554

O.E.M. Nr.

3 434 3613 00

Dimension

ø38xø60x55

Description

Rep. Kit for Camshaft

SK 6537 / 9037 / 11037



Sampa Nr.

075.012

O.E.M. Nr.

**1 230 1002 04
(3 230 1002 04)**

Dimension

ø38xø60x55

Description

Spherical Bearing

"EBN 3130/12"" / 3140 / 3140-6 / 4040 / 4530 / 4535 / 4540 / 4540-6 / 5535"
ES 5030 / RS 5030
ESN 4030 / 4040 / 4540 / 5030 / 5542 / 6030
"EZN 4030 / 4030/12"" / 5030 / 6030"
RBM 8442 / 8442/12
RSM 11242 / 6542 / 6542/12-10 / 6542/12-8 / 8442 / 8442-8 / 9042 / 9042/20
RZM 8442 / 8442-8 / 11242 / 12242 / 14242 / 16242
RZT 14242 / 16242
SKFS 9030 / 9037-8 / 9037-10 / 9042 (INTRAAX) / 9042/20 / 11242
SKFRZ 9037-8 / 9037-10 / 9042 / 9042/20 / 11030 / 11037-8 / 11037-10 / 11242
WESN 5030 / 6030
WRZM 6242 / 6242-8 / 8442 / 8442-8 / 11242



Sampa Nr.

075.051

O.E.M. Nr.

1 447 0037 00


Dimension

ø25.5x146

Description

Return Spring

EBN 3140 / 3140-6 / 4040 / 4535 / 4540 / 5535
RS 5030
RZM 13130
SKFLZ 9037
SKFS 6537-8 / 6537-10 / 9030 / 9037-8
SKFS 9037-10 / 9042 (INTRAAX) / 9042 SK
SKFRZ 6530 / 9030 / 9037-8 / 9037-10 / 11030 / 11037-8 / 11037-10 / 12030
WRZM 8130 / 8435-8 / 8435-10 / 11030 / 11035-8 / 11035-10



Sampa Nr.

075.530

O.E.M. Nr.

3 317 0016 00

Dimension

Description

Rep. Kit for Camshaft

KFS 12242 / 12242/18 / 14242
KRZT 14242 TRILEX / 16242 / 16242 TRILEX
SKFLS 9042 / 9042/20/11242
SKFLZ 9030 / 11030
SKFS 6530 / 6537-8 / 6537-10 / 9030 / 9037-8 / 9037-10 / 11242 / 12242
SKFS 9042 / 9042 INTRAAX (SK 1000 ET 0) / SKFS 9042 SK 500 / 9042 SK 1000 ET 0 / 9042/20
SKFRZ 11030 / 11037-8 / 11037-10 / 11242 / 12030 / 12037 / 12242

Sampa Nr.

075.012

O.E.M. Nr.

1 230 1002 04
(3 230 1002 04)



Dimension

ø38xø60x55

Description

Spherical Bearing

"EBN 3130/12" / 3140 / 3140-6 / 4040 / 4530 / 4535 / 4540 / 4540-6 / 5535"
ES 5030 / RS 5030
ESN 4030 / 4040 / 4540 / 5030 / 5542 / 6030
"EZN 4030 / 4030/12" / 5030 / 6030"
RBM 8442 / 8442/12
RSM 11242 / 6542 / 6542/12-10 / 6542/12-8 / 8442 / 8442-8 / 9042 / 9042/20
RZM 8442 / 8442-8 / 11242 / 12242 / 14242 / 16242
RZT 14242 / 16242
SKFS 9030 / 9037-8 / 9037-10 / 9042 (NTRAAx) / 9042/20 / 11242
SKFZ 9037-8 / 9037-10 / 9042 / 9042/20 / 11030 / 11037-8 / 11037-10 / 11242
WESN 5030 / 6030
WRZM 6242 / 6242-8 / 8442 / 8442-8 / 11242

Sampa Nr.

075.050

O.E.M. Nr.

1 447 0036 00



Dimension

ø22.5x180

Description

Return Spring

"EBN 3130/12" / 4530 / 4540 / 4540-6 "
ESN 4030 / 4040 / 4540 / 5030 / 5542 / 6030
"EZN 4030 / 4030/12" / 5030 / 6030"
KFS 12242 / 12242/18 / 14242
KFRZT 14242 TRILEX / 16242 / 16242 TRILEX
RBM 8442 / 8442/12
RLBM 8442
RLSM 11242
RLSM 8442 / 9042 / 9042/20
RSM 6542 / 6242/12-8 / 6242/12-10 / 8442 / 8442/8 / 9042 / 9042/20 / 11242
RZM 11242 / 12242 / 14242 / 16242 / 8442 / 8442/8
RZT 14242 / 16242
SKFLS 11242

Sampa Nr.

075.555

O.E.M. Nr.

3 434 3611 00



Dimension

ø38xø60x55

Description

Rep. Kit for Camshaft

SK 9042 / 11242

Sampa Nr.

075.023

O.E.M. Nr.

4 131 0008 00



Dimension

ø36.5xø60x17

Description

Dust Cover

"EBN 3130/12" / 3140 / 3140-6 / 4040 / 4530 / 4535 / 4540 / 5535"
ES 5030
ESN 4030 / 4040 / 4540 / 5030 / 5542 / 6030
"EZN 4030 / 4030/12" / 5030 / 6030"
KFS 12242
KFRZ 14242
KFRZT 14242 TRILEX / 16242 (TRILEX)
RBM 8442 / 8442/12
RS 5030
RSM 11242
RSM 6542
RSM 6542/12-8
RSM 8442 / 8442-8 / 9042 / 9042/20
RZM 8442 / 8442-8 / 11242 / 12242 / 14242 / 16242
RZT 14242 / 16242
SKFLS 9042 / 9042/20 / 11242
SKFS 6537-8 / 6537-10 / 9030 / 9037-8 / 9037-10 / 9042 / 9042/20 / 11242 / 12242
SKFS 9042 INTRAAx (SK 1000 ET 0) / SK 500 (PLUS) / SK 1000 ET 0
SKFLZ 9030 / 9037 / 11037 / 11030

Sampa Nr.

075.058

O.E.M. Nr.

4 230 0172 01



Dimension

ø55xø60x40

Description

Brake Camshaft Bushing

SKRS 9042
"SKRS 9042/20"

Sampa Nr.

075.526

O.E.M. Nr.

3 317 0010 00



Dimension

Description

Rep. Kit for Camshaft

SNK 420
SKRS 9042

SAUER ACHSEN

Brake



Sampa Nr.

075.011

O.E.M. Nr.

**1 230 0106 04
(1 230 0106 02)
(1 230 0106 03)**

Dimension

ø38.2xø42x44.8

Description

Brake Camshaft Bushing

"EBN 3130/12"" / 3140 / 3140-6 / 4040 / 4530 / 4535 / 4540 / 4540-6 / 5535"
ES 5030
ESN 4030 / 4040 / 4540 / 5030 / 5542 / 6030
"EZN 4030 / 4030/12"" / 5030 / 6030"



Sampa Nr.

075.014

O.E.M. Nr.

**1 230 2001 01
(3 230 2001 01)**

Dimension

ø38xø70x63

Description

Spherical Bearing

RZM 11030 / 13130
WRZM 8130 / 8435-8 / 8435-10 / 11030 / 11035-8 / 11035-10



Sampa Nr.

075.034

O.E.M. Nr.

1 447 0033 00

Dimension

ø29x168

Description

Brake Shoe Spring

"EBN 3130/12"" / 4530 " "WEZN 5030 / 6030 / 6030/12"" "
ESN 4030 / 5030 / 6030 WRZM 8130 /
"EZN 4030 / 4030/12"" / 5030 / 6030 " WRLZM 8130 / 11030
WESN 5030 / 6030 WZFLZM 8130 / 11030



Sampa Nr.

075.045

O.E.M. Nr.

1 265 0007 00

Dimension

ø19x31.7x55.5

Description

Cam Roller

RSM 6542 FLBM 8442
"EBN 3130/12"" / 4530 / 4535 / 5535" RLSM 8442 / 9042 / 9042/20 / 11242
"ESN 4030 / 4030/12"" / 5030 / 5542 / 6030" RSM 6242/12-8 / 6242/12-10 / 11242
EZN 4030 / 5030 / 6030 RSM 8442 / 8442-8
FLBM 8442 / 8442-12



Sampa Nr.

075.051

O.E.M. Nr.

1 447 0037 00

Dimension

ø25.5x146

Description

Return Spring

EBN 3140 / 3140-6 / 4040 / 4535 / 4540 / 5535
RS 5030
RZM 13130
SKRLZ 9037
SKRS 6537-8 / 6537-10 / 9030 / 9037-8
SKRS 9037-10 / 9042 (INTRAAX) / 9042 SK
SKRZ 6530 / 9030 / 9037-8 / 9037-10 / 11030 / 11037-8 / 11037-10 / 12030
WRZM 8130 / 8435-8 / 8435-10 / 11030 / 11035-8 / 11035-10



Sampa Nr.

075.056

O.E.M. Nr.

**1 214 0023 02
(1 214 0023 01)**

Dimension

ø31.7x73

Description

Brake Shoe Pin

RSM 6542
"EBN 3130/12"" / 4530 "
ESN 4030 / 5030 / 5542 / 6030
"EZN 4030 / 4030/12"" / 5030 / 6030"



Sampa Nr.

075.537

O.E.M. Nr.

3 434 3604 00

Dimension

ø38xø70x63

Description

Rep. Kit for Camshaft



Sampa Nr.

075.527

O.E.M. Nr.

3 317 0009 00

Dimension

Description

Rep. Kit for Camshaft

RSM 9042
RSM 9042/20

SAUER ACHSEN

Sampa Nr.
075.011

O.E.M. Nr.
1 230 0106 04
(1 230 0106 02)
(1 230 0106 03)



Dimension
ø38.2xø42x44.8

Description
Brake Camshaft Bushing

"EBN 3130/12"" / 3140 / 3140-6 / 4040 / 4530 / 4535 / 4540 / 4540-6/5535"
ES 5030
ESN 4030 / 4040 / 4540 / 5030 / 5542 / 6030
"EZN 4030 / 4030/12"" / 5030 / 6030"

Sampa Nr.
075.039

O.E.M. Nr.
1 447 0038 00




Dimension
ø25.5x227

Description
Brake Shoe Spring

RSM 6542 RLSM 8442 9042 / 9042/20 / 11242
ESN 5542 RSM 6242-8 / 6242/12-8 / 6242/12-10
RBM 8442 / 8442/12 RSM 8442 / 8442-8 / 9042 / 9042-20 11242
RLBM 8442

Sampa Nr.
075.050

O.E.M. Nr.
1 447 0036 00




Dimension
ø22.5x180

Description
Return Spring

"EBN 3130/12"" / 4530 / 4540 / 4540-6 "
ESN 4030 / 4040 / 4540 / 5030 / 5542 / 6030
"EZN 4030 / 4030/12"" / 5030 / 6030"
KRS 12242 / 12242/18 / 14242
KRZT 14242 TRILEX / 16242 / 16242 TRILEX
RBM 8442 / 8442/12
RLBM 8442

Sampa Nr.
075.538

O.E.M. Nr.
3 434 3600 00



Dimension
ø39xø60x38

Description
Rep. Kit for Camshaft

Sampa Nr.
075.013

O.E.M. Nr.
1 230 1002 03



Dimension
ø39xø60x38

Description
Spherical Bearing

Sampa Nr.
075.045

O.E.M. Nr.
1 265 0007 00



Dimension
ø19x31.7x55.5

Description
Cam Roller

RSM 6542 RSM 8442 / 8442-8
"EBN 3130/12"" / 4530 / 4535 / 5535" RSM 9042 / 9042/20
"ESN 4030 / 4030/12"" / 5030 / 5542 / 6030" RZM 8442 / 8442-8 / 11030 / 11242 / 12242 /
EZN 4030 / 5030 / 6030 13130 / 14242 / 16242
RBM 8442 / 8442-12 FZT 14242 / 16242
RLBM 8442 WESN 5030 / 6030
RSM 8442 / 9042 / 9042/20 / 11242 "WEZN 5030 / 6030 / 6030/12"" "
RSM 6242/12-8 / 6242/12-10 / 11242

Sampa Nr.
075.056

O.E.M. Nr.
1 214 0023 02
(1 214 0023 01)



Dimension
ø31.7x73

Description
Brake Shoe Pin

RSM 6542 RBM 8442 / 8442/12
"EBN 3130/12"" / 4530 " RLBM 8442
ESN 4030 / 5030 / 5542 / 6030 RLSM 8442 / 9042 / 9042/20 / 11242
"EZN 4030 / 4030/12"" / 5030 / 6030"

Sampa Nr.
075.506

O.E.M. Nr.
3 317 0006 00



Dimension

Description
Rep. Kit for Camshaft

"EBN 3130/12"" / 3140-6 / 4040 / 4530 / 4540-6 "
ES 5030
ESN 4030 / 4040 / 4540 / 5030 / 5542 / 6030

SAUER ACHSEN





Sampa Nr.
075.011

O.E.M. Nr.
1 230 0106 04
(1 230 0106 02)
(1 230 0106 03)

Dimension
ø38.2xø42x44.8

Description
Brake Camshaft Bushing

"EBN 3130/12"" / 3140 / 3140-6 / 4040 / 4530 / 4535/4540 / 4540-6/5535"
ES 5030
ESN 4030/4040 / 4540/5030 / 5542 / 6030
"EZN 4030 / 4030/12"" / 5030 / 6030"
RS 5030
RBM 8442 / 8442/12
RLBM 8442
RLSM 8442 / 9042 / 9042/20 / 11242
RSM 6542 / 6542/12-8 / 6542/12-10 / 8442 / 8442-8 / 9042/9042/20 / 11242
RZM 8442 / 8442-8 11030 / 11242 / 12242 / 13130 / 14242 / 16242
RZT 14242 / 16242
SKRLZ 9037 / 9042 / 9042/20 / 11037 / 11242
WESN 5030 / 6030
"WEZN 5030 / 6030 / 6030/12""
WRLZM-8 / 8130 / 8435-10 / 11030 / 11035-8 / 11035-10
WRZM 6242 / 6242-8 / 8130 / 8435-8 / 8435-10 / 8442/8442-8 / 11030 / 11030 / 11035-8 / 11242
WZRLZM 8130 / 11030



Sampa Nr.
075.014

O.E.M. Nr.
1 230 2001 01
(3 230 2001 01)

Dimension
ø38xø70x63

Description
Spherical Bearing

RZM 11030 / 13130
WRZM 8130 / 8435-8 / 8435-10 / 11030 / 11035-8 / 11035-10




Sampa Nr.
075.044

O.E.M. Nr.
1 350 2005 00

Dimension
ø70x13

Description
Retainer

RZM 11030 WRZM 11035-10 WRZM 8435-10
RZM 13130 WRZM 11035-8 WRZM 8435-8
WRZM 11030 WRZM 8130 WRZM 8442



Sampa Nr.
075.524

O.E.M. Nr.
3 434 3637 00

Dimension
ø38xø70x63

Description
Rep. Kit for Camshaft

RZ 8130 / 11030
WRZ 8130 / 11030
WRZ 8435 / 11035



Sampa Nr.
075.525

O.E.M. Nr.
3 268 0006 00

Dimension
ø38xø70x63

Description
Rep. Kit for Camshaft

WRZM 8130
RZM 11030
WRZM 11030
RZM 13130
WRZM 8435-8
WRZM 8435-10
WRZM 11035-8
WRZM 11035-10



Sampa Nr.
075.549

O.E.M. Nr.
3 268 0037 00

Dimension
ø38xø70x63

Description
Rep. Kit for Camshaft

RZM 13130
WRZM 11030
WRZM 11035-10
WRZM 11035-8
WRZM 8130
WRZM 8435-10
WRZM 8435-8

Sampa Nr.

075.008

O.E.M. Nr.

1 072 0017 01



Dimension

ø38xø48x22.5

Description

Camshaft Bushing

Sampa Nr.

075.009

O.E.M. Nr.

1 072 0018 00

(1 072 0018 01)



Dimension

ø38xø48x22.5

Description


Camshaft Bushing

Sampa Nr.

075.509

O.E.M. Nr.

3 317 0004 00 SMB



Dimension

ø38

Description

Rep. Kit for Camshaft

All axles with camshaft dia. 38 mm
 RSM 6542
 "EBN 3130/12"" / 3140/3140-6/4530/4535/ 4540 / 4540-6 / 5535"
 ES 5030
 ESN 4030 / 4040 / 4540 / 5030 / 5542 / 6030
 "EZN 4030 / 4030/12"" / 5030 / 6030"
 RBM 8442 / 8442/12
 RLBM 8442
 RLSM 8442 / 9042 / 9042/20 / 11242
 RS 5030
 RSM 6242/12-8 / 6242/12-10 / 8442 / 8442/8 / 9042 / 9042/20 / 11242
 RZM 8442 / 8442/8 / 11030 / 11242/12242 / 13130/14242 / 16242
 RZT 14242 / 16242
 WESN 5030/6030
 "WEZN 5030 / 6030 / 6030/12""
 WRLZM 8130 / 8435-8 / 8435-10 / 11030 / 11035-8 / 11035-10
 WRZM 6242 / 6242-8 / 8130 / 8435-8 / 8435-10 / 8442 / 8442-8 / 11030 / 11035-8 / 11035-10 / 11242
 WZRLZM 8130 / 11030

Sampa Nr.

075.014

O.E.M. Nr.

1 230 2001 01

(3 230 2001 01)



Dimension

ø38xø70x63

Description

Spherical Bearing

RZM 11030 / 13130
 WRZM 8130 / 8435-8 / 8435-10 / 11030 / 11035-8 / 11035-10

Sampa Nr.

075.513

O.E.M. Nr.

-



Dimension

ø38xø70x63

Description

Rep. Kit for Camshaft

RZM 11030 / 13130
 WRZM 8130 / 8435-8 / 8435-10 / 11030 / 11035-8 / 11035-10

Sampa Nr.

075.536

O.E.M. Nr.

3 317 0005 00



Dimension

Description

Rep. Kit for Camshaft

camshaft Ø 42 mm for axle-type SN420

SAUER ACHSEN

Brake



Sampa Nr.

075.014

O.E.M. Nr.

1 230 2001 01
(3 230 2001 01)

Dimension

ø38xø70x63

Description

Spherical Bearing

RZM 11030 / 13130

WRZM 8130 / 8435-8 / 8435-10 / 11030 / 11035-8 / 11035-10



Sampa Nr.

075.545

O.E.M. Nr.

3 268 0008 01

Dimension

Description

Rep. Kit for Camshaft

RLBM 8442

RLSM 8442

RLSM 9042

RLSM 9042/20

RLSM 11242



Sampa Nr.

075.015

O.E.M. Nr.

1 350 2002 01

Dimension

ø70x13

Description

Retainer

WRZM 8435-8 / 8435-10 / 11035-8 / 11035-10



Sampa Nr.

075.548

O.E.M. Nr.

3 268 0033 00

Dimension

Description

Rep. Kit for Camshaft

RLBM 8442

RLSM 11242

RLSM 8442

RLSM 9042

RLSM 9042/20

SKRLS 11242

SKRLS 9042

SKRLS 9042/20



Sampa Nr.

075.515

O.E.M. Nr.

-

Dimension

ø38xø70x63

Description

Rep. Kit for Camshaft



Sampa Nr.

075.550

O.E.M. Nr.

3 268 0032 00

Dimension

Description

Rep. Kit for Camshaft

RLBM 8442

RLSM 8442

RLSM 9042

RLSM 9042/20

RLSM 11242

SKRLS 9042

SKRLS 9042/20

SKRLS 11242

SAUER AXHSEN

Sampa Nr.

075.013

O.E.M. Nr.

1 230 1002 03



Dimension

ø39xø60x38

Description

Spherical Bearing

Sampa Nr.

075.050

O.E.M. Nr.

1 447 0036 00



Dimension

ø22.5x180

Description

Return Spring

"EBN 3130/12"" / 4530 / 4540 / 4540-6 "
 ESN 4030 / 4040 / 4540 / 5030 / 5542 / 6030
 "EZN 4030 / 4030/12"" / 5030 / 6030"
 KFS 12242 / 12242/18 / 14242
 KRZT 14242 TRILEX / 16242 / 16242 TRILEX
 RBM 8442 / 8442/12
 RLBM 8442
 RLSM 11242
 RLSM 8442 / 9042 / 9042/20
 RSM 6542 / 6242/12-8 / 6242/12-10 / 8442 / 8442/8 / 9042 / 9042/20 / 11242
 RZM 11242 / 12242 / 14242 / 16242 / 8442 / 8442/8
 RZT 14242 / 16242
 SKRLS 11242
 SKRLZ 11030 / 11037 / 9030 / 9042 / 9042/20
 SKRS 9042 / 11242 / 12242 / 9042 SK 500 (PLUS)
 SKZRLZ 11030 / 12030
 SKRZT 12242
 SKRZ 9042 / 9042/20 / 11242 / 12037
 WESN 5030 / 6030
 "WEZN 5030 / 6030 / 6030/12""
 WRZM 6242 / 6242-8 / 8442 / 8442/8 / 11242
 WZRLM 8130 / 11030

Sampa Nr.

075.011

O.E.M. Nr.

1 230 0106 04

(1 230 0106 02)

(1 230 0106 03)



Dimension

ø38.2xø42x44.8

Description

Brake Camshaft Bushing


"EBN 3130/12"" / 3140 / 3140-6 / 4040 / 4530 / 4535 / 4540 / 4540-6 / 5535"
 ES 5030
 ESN 4030 / 4040 / 4540 / 5030 / 5542 / 6030
 "EZN 4030 / 4030/12"" / 5030 / 6030"
 RS 5030
 RBM 8442 / 8442/12
 RLBM 8442
 RLSM 8442 / 9042 / 9042/20 / 11242
 RSM 6542 / 6542/12-8 / 6542/12-10 / 8442 / 8442-8 / 9042 / 9042/20 / 11242
 RZM 8442 / 8442-8 11030 / 11242 / 12242 / 13130 / 14242 / 16242
 RZT 14242 / 16242
 SKRLZ 9037 / 9042 / 9042/20 / 11037 / 11242
 WESN 5030 / 6030
 "WEZN 5030 / 6030 / 6030/12""
 WRZM -8 / 8130 / 8435-10 / 11030 / 11035-8 / 11035-10
 WRZM 6242 / 6242-8 / 8130 / 8435-8 / 8435-10 / 8442 / 8442-8 / 11030 / 11030 / 11035-8 / 11242
 WZRLZM 8130 / 11030

Sampa Nr.

075.516

O.E.M. Nr.

3 434 3601 00



Dimension

ø39xø60x38

Description

Rep. Kit for Camshaft

RSM 8442 / 9042 / 11242 SKRLS 9042 / 11242
 RBM 8442 SKRS 9042 / 11242
 RLBM 8442 SKRZ 9042 / 11242
 RZM 8442 / 11242 WRZM 8442 / 11242
 RLSM 8442 / 9042 / 11242

Sampa Nr.

075.022

O.E.M. Nr.

1 230 1001 01

(1 230 1001 00)



Dimension

ø42.5xø59.5x38

Description

Spherical Bearing

Sampa Nr.

075.042

O.E.M. Nr.

1 230 0144 00



Dimension

ø38xø42x30

Description

Brake Camshaft Bushing

SAUER ACHSEN

Brake



Sampa Nr.

075.056

O.E.M. Nr.

1 214 0023 02
(1 214 0023 01)

Dimension

ø31.7x73

Description

Brake Shoe Pin

RSM 6542
"EBN 3130/12"/ 4530 "
ESN 4030 / 5030 / 5542 / 6030
"EZN 4030 / 4030/12"/ 5030 / 6030"
RBM 8442 / 8442/12
RLBM 8442
RLSM 8442 / 9042 / 9042 / 9042/20 / 11242
RSM 6242/12-8 / 6242/12-10 / 8442 / 8442/8 / 9042 / 9042/20 / 11242
RZM 11030 / 11242
RZM 8442 / 8442/8 / 12242 / 13130 / 14242 / 16242
RZT 14242 / 16242
WESN 5030 / 6030
"WEZN 5030 / 6030 / 6030/12""



Sampa Nr.

075.059

O.E.M. Nr.

1 265 0019 00

Dimension

ø20xø36x53

Description

Cam Roller

KRS 12242 / 14242 / 12242/18
KRZ 16242
KRZT 14242 TRILEX
SKRLS 9042 / 9042/20 / 11242
SKRS 6537-8 / 6537-10 / 9030 / 9037-8 / 9037-10 / 11242 / 12242
SKRS 9042 / 9042/20 / 9042 INTRAAX / 9042 SK 500 (PLUS) / SK 1000 ET 0
SKRZ 11030 / 11037-8 / 11037-10
SKRZ 11242 / 12030 / 12037 / 12242
SKRZ 6530 / 9030 / 9037-8 / 9037-10 / 9042 / 9042/20
SKRZT 12242



Sampa Nr.

075.535

O.E.M. Nr.

3 213 0023 01
(3 213 0023 02)

Dimension

ø31.7x73

Description

Rep. Kit for Brake Shoe



Sampa Nr.

075.060

O.E.M. Nr.

1 447 0060 00

Dimension

ø32x186

Description

Brake Shoe Spring

SKRZ 6530
SKRS 9030
SKRZ 9030
SKRZ 11030
SKRZ 12030



Sampa Nr.

075.535/1

O.E.M. Nr.

3 213 0023 01 S
(3 213 0023 02 S)

Dimension

ø31.7x73

Description

Rep. Kit for Brake Shoe

"EBN 3130/12"/ 4530 / 4535 / 5535"
ESN 4030 / 5030 / 5542 / 6030
"EZN 4030 / 4030/12"/ 5030 / 6030"
RBM 8442 / 8442/12
RLBM 8442
RLSM 8442 / 9042 / 9042/20 / 11242
RS 5030
RSM 6242 / 12-8 / 6242/12-10 / 6542 / 8442 / 8442-8 / 9042 / 9042/20 / 11242
RZM 8442 / 8442-8 / 11030 / 11242 / 12242 / 13130 / 14242 / 16242
RZT 14242 / 16242
WESN 5030 / 6030
"WEZN 5030 / 6030 / 6030/12""



Sampa Nr.

075.559

O.E.M. Nr.

3 434 3608 00

Dimension

ø20xø36x53

Description

Rep. Kit for Brake Shoe

SKRS 6530-11030
SKRZ 6530-11030

SAUER **ACHSEN**

Sampa Nr.

075.032

O.E.M. Nr.

1 447 0058 00



Dimension

ø32.5x232

Description

Brake Shoe Spring

RBM 8442 / 8442/12
 RLBM 8442
 RLSM 8442 / 9042 / 9042/20 11242
 RSM 8442 / 8442-8 / 9042 / 9042/20 / 11242
 RZM 8442 / 8442-8 / 11242
 SKPB 9019 K / 9019 W / 9022 H / 9022 K
 SKRLS 9037 / 9042 / 9042/20 / 11242
 SKRLZ 9030 / 9037 / 11030 / 11037
 SKRS 9019 K / 9022 K / 9030 / 9037-8 / 9037-10
 SKRS 9042 (Intraax) / 9042/20 / 11019 K / 11222 K / 11242
 SKRZ 11019 K / 11030 / 11037-8 / 11037-10 / 11242 / 11222 K
 SKRZ 9019 K / 9022 K / 9030 / 9037-8 / 9037-10 / 9042 / 9042/20
 WRLZM 11030 / 11035-8 / 11035-10
 WRZM 8442 / 8442-8 / 11242
 WZRLZM 11030

Sampa Nr.

075.560

O.E.M. Nr.

3 434 3615 00



Dimension

ø20xø36x53

Description

Rep. Kit for Brake Shoe

SKRS 6537 - 11037
 SKRZ 6537 - 11037

Sampa Nr.

075.564

O.E.M. Nr.

3 434 3635 00



Dimension

ø20xø36x53

Description

Rep. Kit for Brake Shoe

Sampa Nr.

075.059

O.E.M. Nr.

1 265 0019 00



Dimension

ø20xø36x53

Description

Cam Roller

KRS 12242 / 14242 / 12242/18
 KRZ 16242
 KRZT 14242 TRILEX
 SKRLS 9042 / 9042/20 / 11242
 SKRS 6537-8 / 6537-10 / 9030 / 9037-8 / 9037-10 / 11242 / 12242
 SKRS 9042 / 9042/20 / 9042 INTRAAX / 9042 SK 500 (PLUS) / SK 1000 ET 0
 SKRZ 11030 / 11037-8 / 11037-10
 SKRZ 11242 / 12030 / 12037 / 12242
 SKRZ 6530 / 9030 / 9037-8 / 9037-10 / 9042 / 9042/20
 SKRZT 12242

Sampa Nr.

075.563

O.E.M. Nr.

3 434 3612 00



Dimension

ø20xø36x53

Description

Rep. Kit for Brake Shoe

SK 500
 SK 9042 / 11242
 "S-, Z-Series 3718"
 "S-, Z-Series 3720"
 "S-, Z-Series 4218"
 "S-, Z-Series 4220"
 KRS(M) / KRZ(M) 14242

SAUER ACHSEN

Brake



Sampa Nr.

075.034

O.E.M. Nr.

1 447 0033 00

Dimension

ø29x168

Description

Brake Shoe Spring

“EBN 3130/12” / 4530 “ “WEZN 5030 / 6030 / 6030/12” “
 ESN 4030 / 5030 / 6030 WRZM 8130 /
 “EZN 4030 / 4030/12” / 5030 / 6030 “ WRLZM 8130 / 11030
 WESN 5030 / 6030 WZRLZM 8130 / 11030



Sampa Nr.

075.038

O.E.M. Nr.

1 093 0012 00

Dimension

ø165xø9/185x1

Description

Axle Gasket

RSM 6542 RLSM 9042
 RSM 9042 RLSM 9042/20
 RSM 9042/20



Sampa Nr.

075.039

O.E.M. Nr.

1 447 0038 00

Dimension

ø25.5x227

Description

Brake Shoe Spring

RSM 6542
 ESN 5542
 RBM 8442 / 8442/12
 RLBM 8442
 RLSM 8442 9042 / 9042/20 / 11242
 RSM 6242-8 / 6242/12-8 / 6242/12-10
 RSM 8442 / 8442-8 / 9042 / 9042-20 11242
 RZM 8442 / 8442-8 / 11242 / 12242 / 14242 / 16242
 RZT 14242 / 16242



Sampa Nr.

075.045

O.E.M. Nr.

1 265 0007 00

Dimension

ø19x31.7x55.5

Description

Cam Roller

RSM 6542
 “EBN 3130/12” / 4530 / 4535 / 5535”
 “ESN 4030 / 4030/12” / 5030 / 5542 / 6030”
 EZN 4030 / 5030 / 6030
 RBM 8442 / 8442-12
 RLBM 8442
 RLSM 8442 / 9042 / 9042/20 / 11242
 RSM 6242/12-8 / 6242/12-10 / 11242
 RSM 8442 / 8442-8
 RSM 9042 / 9042/20
 RZM 8442 / 8442-8 / 11030 / 11242 / 12242 / 13130 / 14242 / 16242
 RZT 14242 / 16242
 WESN 5030 / 6030
 “WEZN 5030 / 6030 / 6030/12” “
 WRLZM 8130 / 8435-8 / 8435-10 / 11030 / 11035-8 / 11035-10
 WRZM 6242 / 6242-8 / 8130 / 8435-8 / 8435-10 / 8442
 WRZM 8442-8 / 11030 / 11035-8 / 11035-10 / 11242
 WZRLZM 8130 / 11030



Sampa Nr.

075.056

O.E.M. Nr.

1 214 0023 02

(1 214 0023 01)

Dimension

ø31.7x73

Description

Brake Shoe Pin

RSM 6542
 “EBN 3130/12” / 4530 “
 ESN 4030 / 5030 / 5542 / 6030
 “EZN 4030 / 4030/12” / 5030 / 6030”
 RBM 8442 / 8442/12
 RLBM 8442
 RLSM 8442 / 9042 / 9042/20 / 11242
 RSM 6242/12-8 / 6242/12-10 / 8442 / 8442/8 / 9042 / 9042/20 / 11242
 RZM 11030 / 11242
 RZM 8442 / 8442/8 / 12242 / 13130 / 14242 / 16242
 RZT 14242 / 16242
 WESN 5030 / 6030
 “WEZN 5030 / 6030 / 6030/12” “



Sampa Nr.

075.533

O.E.M. Nr.

3 434 3602 00

Dimension

ø31.7

Description

Rep. Kit for Brake Shoe

AXLE TYPES 8442-11242

SAUER ACHSEN

Sampa Nr.

075.045

O.E.M. Nr.

1 265 0007 00



Dimension

ø19x31.7x55.5

Description

Cam Roller

RSM 6542
 "EBN 3130/12"" / 4530 / 4535 / 5535"
 "ESN 4030 / 4030/12"" / 5030 / 5542 / 6030"
 EZN 4030 / 5030 / 6030
 RBM 8442 / 8442-12
 RLBM 8442
 RLSM 8442 / 9042 / 9042/20 / 11242
 RSM 6242/12-8 / 6242/12-10 / 11242
 RSM 8442 / 8442-8
 RSM 9042 / 9042/20
 RZM 8442 / 8442-8 / 11030 / 11242 / 12242 / 13130 / 14242 / 16242
 RZT 14242 / 16242
 WESN 5030 / 6030
 "WEZN 5030 / 6030 / 6030/12"" "
 WRLZM 8130 / 8435-8 / 8435-10 / 11030 / 11035-8 / 11035-10
 WRZM 6242 / 6242-8 / 8130 / 8435-8 / 8435-10 / 8442

Sampa Nr.

075.052

O.E.M. Nr.

1 395 1013 00



Dimension

ø12x64

Description

Brake Shoe Spring Pin

"EBN 3130/12"" / 4530 / 4535 / 5535 "
 ESN 4030 / 5030 / 6030
 "EZN 4030 / 4030/12"" / 5030 / 6030 "
 RZM 11030 / 13130
 WESN 5030 / 6030
 "WEZN 5030 / 6030 / 6030/12"" "
 WRLZM 8130 / 8435-8 / 8435-10 / 11030 / 11035-8 / 11035-10
 WRZM 8130 / 8435-8 / 8435-10 / 11030 / 11035-8 / 11035-10
 WZRLZM 8130 / 11030

Sampa Nr.

085.036

O.E.M. Nr.

1 230 0084 01
(1 230 0084 00)



Dimension

ø32xø35x36.5

Description

Brake Shoe Bushing

Sampa Nr.

075.034

O.E.M. Nr.

1 447 0033 00



Dimension

ø29x168

Description

Brake Shoe Spring

"EBN 3130/12"" / 4530 " WRLZM 8130 / 11030
 ESN 4030 / 5030 / 6030 WZRLZM 8130 / 11030
 "EZN 4030 / 4030/12"" / 5030 / 6030 "
 WESN 5030 / 6030
 "WEZN 5030 / 6030 / 6030/12"" "
 WRZM 8130 /

Sampa Nr.

075.056

O.E.M. Nr.

1 214 0023 02
(1 214 0023 01)



Dimension

ø31.7x73

Description

Brake Shoe Pin

RSM 6542
 "EBN 3130/12"" / 4530 "
 ESN 4030 / 5030 / 5542 / 6030
 "EZN 4030 / 4030/12"" / 5030 / 6030 "
 RBM 8442 / 8442/12
 RLBM 8442
 RLSM 8442 / 9042 / 9042/20 / 11242
 RSM 6242/12-8 / 6242/12-10 / 8442 / 8442/8 / 9042 / 9042/20 / 11242
 RZM 11030 / 11242
 RZM 8442 / 8442/8 / 12242 / 13130 / 14242 / 16242
 RZT 14242 / 16242
 WESN 5030 / 6030
 "WEZN 5030 / 6030 / 6030/12"""
 WRLZM 11030 / 11035-8 / 11035-10 / 8130 / 8435-8 / 8435-10
 WRZM 11030 / 11035-8 / 11035-10
 WRZM 6242 / 6242-8
 WRZM 8130 / 8435-8 / 8435-10 / 8442 / 8442-8 / 11242
 WZRLZM 8130 / 11030

Sampa Nr.

075.565

O.E.M. Nr.

-



Dimension

ø31.7

Description

Rep. Kit for Brake Shoe

SAUER ACHSEN

Brake



Sampa Nr.

075.039

O.E.M. Nr.

1 447 0038 00

Dimension

ø25.5x227

Description

Brake Shoe Spring

RSM 6542
ESN 5542
RBM 8442 / 8442/12
RLBM 8442
RLSM 8442 9042 / 9042/20 / 11242
RSM 6242-8 / 6242/12-8 / 6242/12-10
RSM 8442 / 8442-8 / 9042 / 9042-20 11242
RZM 8442 / 8442-8 / 11242 / 12242 / 14242 / 16242
WRZM 6242 / 8442 / 8442-8 / 11242



Sampa Nr.

075.056

O.E.M. Nr.

1 214 0023 02
(1 214 0023 01)

Dimension

ø31.7x73

Description

Brake Shoe Pin

RSM 6542
"EBN 3130/12"" / 4530 "
ESN 4030 / 5030 / 5542 / 6030
"EZN 4030 / 4030/12"" / 5030 / 6030"
RBM 8442/8442/12
RLBM 8442
RLSM 8442 / 9042 / 9042/20 / 11242
RSM 6242/12-8 / 6242/12-10 / 8442 / 8442/8 / 9042 / 9042/20 / 11242
RZM 11030 / 11242
RZM 8442 / 8442/8 / 12242 / 13130 / 14242 / 16242
RZT 14242 / 16242
WESN 5030 / 6030
"WEZN 5030 / 6030 / 6030/12""
WRLZM 11030 / 11035-8 / 11035-10 / 8130 / 8435-8 / 8435-10
WRZM 8130 / 8435-8 / 8435-10 / 8442 / 8442-8 / 11242
WZRLZM 8130 / 11030



Sampa Nr.

085.036

O.E.M. Nr.

1 230 0084 01
(1 230 0084 00)

Dimension

ø32xø35x36.5

Description

Brake Shoe Bushing



Sampa Nr.

075.045

O.E.M. Nr.

1 265 0007 00

Dimension

ø19x31.7x55.5

Description

Cam Roller

RSM 6542
"EBN 3130/12"" / 4530 / 4535 / 5535"
"ESN 4030 / 4030/12"" / 5030 / 5542 / 6030"
EZN 4030 / 5030 / 6030
RBM 8442 / 8442-12
RLBM 8442
RLSM 8442 / 9042 / 9042/20 / 11242
RSM 6242/12-8 / 6242/12-10 / 11242
RSM 8442 / 8442-8
RSM 9042 / 9042/20
RZM 8442 / 8442-8 / 11030 / 11242 / 12242 / 13130 / 14242 / 16242
RZT 14242 / 16242
WESN 5030 / 6030
"WEZN 5030 / 6030 / 6030/12"" "
WRLZM 8130 / 8435-8 / 8435-10 / 11030 / 11035-8 / 11035-10
WRZM 6242 / 6242-8 / 8130 / 8435-8 / 8435-10 / 8442



Sampa Nr.

080.130

O.E.M. Nr.

1 395 1005 00

Dimension

ø12x64

Description

Brake Shoe Spring Pin

RSM 6542
ESN 5542
RBM 8442 / 8442/12
RLBM 8442
RLSM 9042 / 9042/20 / 11242
RSM 6242/12-8 / 6242/12-10 / 8442 8442/8 9042 9042/20 / 11242
RZM 8442 / 8442/8 / 11242 / 12242 / 14242 / 16242
RZT 14242 / 16242
WRZM 6242 / 6242-8 / 8442 / 8442-8 / 11242



Sampa Nr.

075.566

O.E.M. Nr.

-

Dimension

ø31.7

Description

Rep. Kit for Brake Shoe

SAUER ACHSEN

Sampa Nr.

075.582

O.E.M. Nr.

3 213 0004 06



Dimension

ø32x183

Description


Rep. Kit for Brake Shoe

Sampa Nr.

075.035

O.E.M. Nr.

1 447 0050 00



Dimension

29.5x220

Description

Brake Shoe Spring

EBN 4535	WRZM 11035-10
EBN 5535	WRLZM 8435-8
WRZM 8435-8	WRLZM 8435-10
WRZM 8435-10	WRLZM 11035-8
WRZM 11035-8	WRLZM 11035-10

Sampa Nr.

075.046

O.E.M. Nr.

1 395 1001 00



Dimension

ø6.3x70

Description

Brake Fulcrum Pin

“EBN 3130/12”” / 4530 “
 ESN 4030 / 5030 / 6030
 “EZN 4030/12”” / 5030 / 6030 “
 RBM 8442 / 8442/12
 RLBM 8442
 RLSM 8442 / 9042 / 9042/20 11242
 RSM 8442 / 8442-8 / 9042 / 9042/20 / 11242
 RZM 8442 / 8442-8 / 11242 / 13130
 SKRB 9019 K / 9019 W / 9022 H / 9022 K
 SKRLS 9037 / 9042 / 9042/20 / 11242
 SKRLZ 9030 / 9037 / 11030 / 11037
 SKRS 9019 K / 9022 K / 9030 / 9037-8 / 9037-10
 SKRS 9042 (Intraax) / 9042/20 / 11019 K / 11222 K / 11242
 SKRZ 11019 K / 11030 / 11037-8 / 11037-10 / 11242 / 11222 K
 SKRZ 9022 K / 9030 / 9037-8 / 9037-10 / 9042 / 9042/20
 SKZRLZ 11030
 WESN 5030 / 6030
 “WEZN 5030 / 6030/12”” “
 WRLZM 8130 / 8435-8 / 8435-10
 WRZM 8130 / 8442 / 8442-8 / 11030 / 11242
 WZRLZM 8130 / 11030

Sampa Nr.

075.033

O.E.M. Nr.

1 447 0021 01
(1 447 0031 00)



Dimension

ø26x190

Description

Brake Shoe Spring

FBM 8442 / 8442/12
 FLBM 8442
 RLSM 8442 / 9042 / 9042/20 11242
 RSM 8442 / 8442-8 / 9042 / 9042/20 / 11242
 RZM 8442 / 8442-8 / 11242
 SKRB 9019 K / 9019 W / 9022 H / 9022 K
 SKRLS 9037 / 9042 / 9042/20 / 11242
 SKRLZ 9030 / 9037 / 11030 / 11037
 SKRS 9019 K / 9022 K / 9030 / 9037-8 / 9037-10
 SKRS 9042 (Intraax) / 9042/20 / 11019 K / 11222 K / 11242
 SKRZ 11019 K / 11030 / 11037-8 / 11037-10 / 11242 / 11222 K
 SKRZ 9019 K / 9022 K / 9030 / 9037-8 / 9037-10 / 9042 / 9042/20
 WRLZM 11030 / 11035-8 / 11035-10
 WRZM 8442 / 8442-8 / 11242
 SKZRLZ 11030
 WZRLZM 11030

Sampa Nr.

075.040

O.E.M. Nr.

1 230 0035 00



Dimension

ø32xø36x40

Description

Brake Shoe Bushing

Sampa Nr.

075.072

O.E.M. Nr.

1 230 0032 00



Dimension

ø32xø36x32

Description

Brake Shoe Bushing

SAUER ACHSEN

Brake



Sampa Nr.

075.519

O.E.M. Nr.

3 005 0147 00

Dimension

ø150xø462x34

Description

Dust Cover Set

RSM 6542
RSM 9042



Sampa Nr.

075.520

O.E.M. Nr.

3 005 0173 00

Dimension

ø145xø452x32

Description

Dust Cover Set

KRS 12242 / 12242/18 / 14242
KRZ 16242
KRZT 16242 TRILEX
SKRS 9042 / 11242 / 12242
SKRS 9042 INTRAAX (SK 1000 ET 0)
SKRS 9042 SK 1000 ET 0
SKRS 9042/20 / 9042 SK 500 (PLUS)
SKRZ 9042 / 9042/20 / 11242 / 12242



Sampa Nr.

075.521

O.E.M. Nr.

3 005 0117 01

Dimension

ø149xø460x46

Description

Dust Cover Set

RSM 9042/20



Sampa Nr.

075.522

O.E.M. Nr.

3 005 0141 00

Dimension

ø145xø452x31

Description

Dust Cover Set

SKRS 9042 SKRZ 9042/20
SKRS 9042/20 SKRZ 11242
SKRS 11242
SKRZ 9042



Sampa Nr.

075.523

O.E.M. Nr.

3 005 0055 00

Dimension

ø149xø295x50

Description

Dust Cover Set

WRZM 8130
RZM 11030
WRZM 11030
RZM 13130



Sampa Nr.

075.532

O.E.M. Nr.

3 005 0009 02

Dimension







ø230xø467x65

Description

Dust Cover Set

RLSM 11242
RSM 11242
RZM 8442 / 8442-8 / 11242 / 12242 / 13130 / 14242 / 16242
RZT 14242 / 16242
WRZM 6242 / 6242-8 / 8442 / 8442-8 / 11242

SAUER AXCHSEN

<p><i>Sampa Nr.</i></p> <p>075.541</p> <p><i>O.E.M. Nr.</i></p> <p>3 005 0108 00</p> <p><i>Description</i></p> <p>Dust Cover Set</p> <p>WRZM 11035-10 WRZM 11035-8 WRZM 8435-10 WRZM 8435-8</p>	 <p><i>Dimension</i></p> <p>ø127xø397x24</p>	<p><i>Sampa Nr.</i></p> <p>075.543</p> <p><i>O.E.M. Nr.</i></p> <p>-</p> <p><i>Description</i></p> <p>Dust Cover Set</p>	 <p><i>Dimension</i></p> <p>ø230xø445x65</p>
<p><i>Sampa Nr.</i></p> <p>075.544</p> <p><i>O.E.M. Nr.</i></p> <p>3 005 0037 03</p> <p><i>Description</i></p> <p>Dust Cover Set</p> <p>RBM 8442 RSM 8442 RSM 8442-8 RLBM 8442 RLSM 8442</p>	 <p><i>Dimension</i></p> <p>ø230xø465x54</p>	<p><i>Sampa Nr.</i></p> <p>075.567</p> <p><i>O.E.M. Nr.</i></p> <p>3 005 0177 00</p> <p><i>Description</i></p> <p>Dust Cover Set</p> <p>SKRZT 12242 SKRLS 9042 SKRLS 9042/20 SKRLS 11242</p>	 <p><i>Dimension</i></p> <p>ø155xø450x29</p>
<p><i>Sampa Nr.</i></p> <p>075.568</p> <p><i>O.E.M. Nr.</i></p> <p>3 005 0135 00</p> <p><i>Description</i></p> <p>Dust Cover Set</p> <p>RLBM 8442 RLSM 9042</p>	 <p><i>Dimension</i></p> <p>ø150xø462x32</p>	<p><i>Sampa Nr.</i></p> <p>075.569</p> <p><i>O.E.M. Nr.</i></p> <p>3 005 0139 00</p> <p><i>Description</i></p> <p>Dust Cover Set</p> <p>RLSM 9042/20 RLSM 11242</p>	 <p><i>Dimension</i></p> <p>ø150xø462x46</p>

Brake



Sampa Nr.

075.570

O.E.M. Nr.

3 005 0149 00

Dimension

ø155xø452x27

Description

Dust Cover Set

SKRLS 9042
SKRLS 9042/20
SKRLS 11242



Sampa Nr.

075.571

O.E.M. Nr.

3 005 0159 00

Dimension

ø127xø400x29

Description

Dust Cover Set

SKRS 9037-8
SKRS 9037-10
SKRZ 9037-8
SKRZ 9037-10
SKRZ 11037-8
SKRZ 11037-10



Sampa Nr.

075.572

O.E.M. Nr.

3 005 0053 00

Dimension

ø149xø295x23

Description

Dust Cover Set

"EBN 3130/12""	WESN 5030
ESN 4030	WEZN 5030
EZN 4030	ESN 6030
"EZN 4030/12""	EZN 6030
EBN 4530	WESN 6030
ESN 5030	WEZN 6030
EZN 5030	"WEZN 6030/12"



Sampa Nr.

075.573

O.E.M. Nr.

3 005 0045 00

Dimension

ø230xø413x21

Description

Dust Cover Set

ESN 5542
RSM 6242/12-8
RSM 6242/12-10
RBM 8442/12



Sampa Nr.

075.574

O.E.M. Nr.

3 005 0125 00

Dimension

ø127xø397x31

Description

Dust Cover Set

WRZM 8435-8
WRZM 8435-10
WRZM 11035-8
WRZM 11035-10



Sampa Nr.

075.575

O.E.M. Nr.

3 005 0161 00

Dimension


ø127xø331x37


Description


Dust Cover Set


SKRZ 6530
SKRS 9030
SKRZ 9030
SKRZ 11030
SKRZ 12030


SAUER ACHSEN

Sampa Nr.	
075.576	
O.E.M. Nr.	
3 005 0171 00	
Dimension	ø127xø400x25
Description	Dust Cover Set
SKRS 9037-8 SKRS 9037-10 SKRZ 9037-8 SKRZ 9037-10 SKRZ 11037-8 SKRZ 11037-10 SKRZ 12037	

Sampa Nr.	
075.578	
O.E.M. Nr.	
3 005 0183 00	
Dimension	ø155xø331x26
Description	Dust Cover Set
SKRLZ 9030 SKRLZ 11030	

Sampa Nr.	
075.579	
O.E.M. Nr.	
3 005 0057 00	
Dimension	ø140xø349x34
Description	Dust Cover Set
EBN 4535 EBN 5535	

Sampa Nr.	
075.580	
O.E.M. Nr.	
3 005 0079 00	
Dimension	ø149xø295x50
Description	Dust Cover Set
WRLZM 8130 WRLZM 11030	

Sampa Nr.	
075.581	
O.E.M. Nr.	
3 005 0209 01	
Dimension	ø155xø295x50
Description	Dust Cover Set
SKRLZ 9037 SKRLZ 11037	

Sampa Nr.	
O.E.M. Nr.	
Dimension	
Description	

SAUER ACHSEN

Wheel - Axle



Sampa Nr.

075.073

O.E.M. Nr.

3 304 0086 00

Dimension

ø163.5x66

Description

Hub Cap

SK RZ 6530 SK RZ 12030 SK RS 12242
 SK RS 9030 SK RZ 12037 SK RZ 12242
 SK RZ 9030 SK RS 9042 SK 500 KRS 12242/18
 SK RZ 11030 (PLUS) KRS 12242



Sampa Nr.

075.074

O.E.M. Nr.

4 304 0093 00

Dimension

ø131x37.5

Description

Hub Cap

SK RB 9019 K (SN 6)
 SK RB 9019 W
 SK RB 9022 K
 SK RB 9022 K (SK 7)
 SK RB 9022 W
 SK RB 9022 H
 SK RB 9022 H (MK IV)



Sampa Nr.

075.029

O.E.M. Nr.

1 304 0016 00

Dimension

ø9/140xø165x42.5

Description

Hub Cap

RBM 8442 / 8442/12
 RLBM 8442
 RLSM 8442 / 11242
 RSM 6242-8 / 6242/12-10 / 8442 / 8442-8 / 11242
 RZM 8442 / 8442-8 / 1130 / 11242 / 12242
 SKRZT 12242
 WRLZM-8 / 8130 / 8435-10 / 11030 / 11035-8 / 11035-10
 WRZM 6242 / 6242-8 / 8130 / 8435-8 / 8435-10 / 8442
 WRZM 8442-8 / 11030 / 11035-8 / 11035-10 / 11242
 WZRLZM 8130 / 11030



Sampa Nr.

075.030

O.E.M. Nr.

1 304 0046 01

Dimension

ø9/185xø205x39.5

Description

Hub Cap

RSM 6542 / 9042 / 9042/20
 RLSM 9042 / 9042/20



Sampa Nr.

075.037

O.E.M. Nr.

1 093 0005 00

Dimension

ø119xø158x1

Description

Axle Gasket

RBM 8442 / 8442/12
 RLBM 8442
 RLSM 8442 / 11242
 RSM 6242/12-8 / 6242/12-10 / 8442 / 8442-8 / 11242
 RZM 8442 / 8442-8 / 11030 / 11242 / 12242
 WRLZM-8 / 8130 / 8435-10 / 11030 / 11035-8 / 11035-10
 SKRZT 12242
 WRZM 6242 / 6242-8 / 8130 / 8435-8 / 8435-10 / 8442 / 8442-8
 WRZM 11030 / 11035-8 / 11035-10 / 11242
 WZRLZM 8130 / 11030



Sampa Nr.

075.038

O.E.M. Nr.

1 093 0012 00

Dimension

ø165xø9/185x1

Description

Axle Gasket

RSM 6542
 RSM 9042
 RSM 9042/20
 RLSM 9042
 RLSM 9042/20

SAUER AXCHSEN

Sampa Nr.

070.036

O.E.M. Nr.

1 011 0007 00



Dimension

M42x3/SW65

Description

Axle Nut

RS 5030
ESN 4540 / 5542 / 6030 / 5030 / 6030
EZN 5030 / 6030
WESN 5030 / 6030
WEZN 5030 / 6030 / 6030/12
EBN 5535

Sampa Nr.

075.064

O.E.M. Nr.

4 011 0039 01



Dimension

M56x2xSW85

Description

Axle Nut

KRS 12242 / 12242/18
RBM 8442 / 8442/12
RLBM 8442
RLSM 8442 / 11242
RSM 6242/12-8 / 6242/12-10 / 8442 / 8442-8 / 11242
RZM 8442 / 8442-8 / 11030 / 11242 / 12042
SKRLZ 9030 / 11030
SKRS 9030 / 9042 SK 500 (PLUS) / 12242
SKRZ 6530 / 9030 / 11030 / 12030 / 12037 / 12242
SKRZT 12242
SKZRLZ 11030 / 12030
WRLZM 8130 / 8435-8 / 8435-10 / 11030 / 11035-8 / 11035-10
WRZM 11030 / 11035-8 / 11035-10
WRZM 6242 / 6242-8 / 11242
WRZM 8130 / 8435-8 / 8435-10 / 8442 / 8442-8
WZRLZ 8130 / 11030

Sampa Nr.

075.065

O.E.M. Nr.

2 011 0040 01



Dimension

M56x2xSW85

Description

Axle Nut

Sampa Nr.

075.067

O.E.M. Nr.

1 011 0080 00



Dimension

M72x1.5 R/SW85

Description

Axle Nut, Right

SK RB 9019 K (SN6)
SK RB 9019 KI (SN6) INTEGRAL
SK RB 9019 W
SK RB 9019 WI INTEGRAL
SK RB 9022 K
SK RB 9022 K (SK7)
SK RB 9022 KI (SN 7)INTEGRAL
SK RB 9022 KI (SK 7)INTEGRAL
SK RB 9022 W
SK RB 9022 WI INTEGRAL
SK RB 9022 H
SK RB 9022 H (MK IV)
SK RLB 9019
SK RLB 9019 IO/IO
SK RLB 9019 IO/IO
SK RLB 9022
SK RLB 9022 KI (SK 7)INTEGRAL
SK RLB 9022 IO/IO

Sampa Nr.

075.068

O.E.M. Nr.

1 011 0081 00



Dimension

M72x1.5 L/SW85

Description

Axle Nut, Left

SK RB 9019 K (SN6)
SK RB 9022 W
SK RB 9019 KI (SN6) INTEGRAL
SK RB 9022 WI INTEGRAL
SK RB 9019 W
SK RB 9022 H
SK RB 9019 WI INTEGRAL
SK RB 9022 H (MK IV)
SK RB 9022 K
SK RLB 9019
SK RB 9022 K (SK7)
SK RLB 9019 IO/IO
SK RB 9022 KI (SN 7)INTEGRAL
SK RLB 9022
SK RB 9022 KI (SK 7)INTEGRAL
SK RLB 9022 IO/IO

SAUER ACHSEN

Wheel - Axle



Sampa Nr.

075.069

O.E.M. Nr.

1 011 0070 01

Dimension

M120x2 R/SW140

Description

Axle Nut, Right

SKRLS 9042 / 9042/20 / 11242

SKRS 11019 W / 11222 K (SK7) / 11222 K (SN7) / 11242

SKRS 9019 W / 9019K (SN6) / 9022 H (MK M) / 9022 K (SK7) / 9022 K (SN7) / 9022 W

SKRS 9042 / 9042/20 / 9042 INTRAAX (SK 1000 ET 0) / 9042 SK 1000 ET 0

SKRZ 11019 K (SN 6) / 11019 W / 11222 K (SK7) / 11222 K (SN7) / 11222 W / 11242

SKRZ 9019 W / 9019K (SN6) / 9022 K (SK7) / 9022 K (SN7) / 9022 W / 9042 / 9042/20



Sampa Nr.

075.066

O.E.M. Nr.

1 345 0008 01

Dimension

ø56.5xø93x4.5

Description

Lock Washer

KRS 12242 / 12242/18

RBM 8442 / 8442/12

RLBM 8442

RLSM 8442 / 11242

RSM 6242/12-8 / 6242/12-10 / 8442 / 8442-8 / 11242

RZM 8442 / 8442-8 / 11030 / 11242 / 12042

SKRLZ 9030 / 11030

SKRS 9030 / 12242 / 9042 SK 500 (PLUS)

SKRZ 6530 / 9030 / 11030 / 12030 / 12037 / 12242

SKZRLZ 11030 / 12030

SKRZT 12242

WRLZM 8130 / 8435-8 / 8435-1011030 / 11035-8 / 11035-10

WRZM 8435-10 / 11030 / 11035-8 / 11035-10 / 11242

WRZM 6242 / 6242-8 / 8130 / 8442 / 8442-8 / 8435-8

WZRLZ 8130 / 11030



Sampa Nr.

075.070

O.E.M. Nr.

1 011 0071 01

Dimension

M120x2 L/SW140

Description

Axle Nut, Left

SKRLS 9042 / 9042/20 / 11242

SKRS 11222 K (SN7) / 11242 / 9019 W / 9019K (SN6)


SKRS 9022 H (MK M) / 9022 K (SK7) / 9022 K (SN7) / 9022 W

SKRS 9042 / 9042/20 / 9042 INTRAAX (SK 1000 ET 0) / 9042 SK 1000 ET 0

SKRZ 11019 K (SN 6) / 11222 K (SN7) / 11222 K (SK7) / 11222 W / 11242

SKRZ 9022 K (SK7) / 9019 W / 9019K (SN6)

SKRZ 9042 / 9042/20 / 9022 W / 11019W



Sampa Nr.

O.E.M. Nr.

Dimension

Description

SAUER ACHSEN