


Spare Parts for European Trucks & Trailers





16

ROR

des-Man-Volvo-Scania-Daf-Iveco-Royal-Neoplan-Setra-Kögel-Tr
gische-Achsen-Sauer-Achsen-Trailer-Karaböhner-Ror-York-Daf
rk-Sae-gigant-Smb-Fruehauf-Jost-Kögel-Ringfeder-Scania-Ror
kingier-York-Schmitz-Other Products-Merced
ania-Daf-Iveco-Berliet-Achsen-Sauer-Achse
-Kas-**technology, reliability & quality...**Frueh
cedes-Man-Volvo-Scania-Daf-Iveco-Royal-Neop
hmitz-Other Products-Mercedes-Man-Volvo-S
if-Fruehauf



www.sampalkw.com



“technology, reliability & quality...”

www.sampalkw.com

Sampa Nr.

085.003

O.E.M. Nr.

210 11 745



Dimension

ø22xø48.5x75

Description

Rubber Bushing for Spring

M & SM series suspensions

Sampa Nr.

085.504

O.E.M. Nr.

SUS-1



Dimension

ø22xø48.5x75

Description

Rep. Kit Spring Bolt Assembly

M & SM Series

Sampa Nr.

085.002

O.E.M. Nr.

210 20 676



Dimension

ø41.5xø70/ø89x112.5

Description

Rubber Bushing for Spring

"SMT, SM and T series suspensions"

Sampa Nr.

085.505

O.E.M. Nr.

SUS-2



Dimension

ø41.5xø70/ø89x112.5

Description

Rep. Kit Spring Bolt Assembly

"SMT, SM and T Series"

Sampa Nr.

085.035

O.E.M. Nr.

212 02 104



Dimension

ø32xø55.5x58.5

Description

Rubber Bushing for Spring

SMT Series

Sampa Nr.

085.506

O.E.M. Nr.

SUS-3



Dimension

ø32xø55.5x58.5

Description

Rep. Kit Spring Bolt Assembly

SMT Series

Spring Suspension

ROR



Sampa Nr.

085.001

O.E.M. Nr.

210 11 746

Dimension

ø51xø79x106

Description

Rubber Bushing for Spring

M series suspensions



Sampa Nr.

085.507

O.E.M. Nr.

SUS-4

Dimension

ø51xø79x106

Description

Rep. Kit Spring Bolt Assembly

M Series



Sampa Nr.

085.053

O.E.M. Nr.

212 23 742

Dimension

ø30xø60x45

Description

Rubber Bushing for Spring

FL9000M
FL11000



Sampa Nr.

085.534

O.E.M. Nr.

212 23 742 S

Dimension

ø30xø60x45

Description

Rep. Kit Spring Bolt Assembly

FL9000M
FL11000



Sampa Nr.

085.054

O.E.M. Nr.

212 27 205

Dimension

ø24xø60x45

Description

Rubber Bushing for Spring

FL9000M
FL11000



Sampa Nr.

085.535

O.E.M. Nr.

212 27 205 S

Dimension

ø24xø60x45

Description

Rep. Kit Spring Bolt Assembly

FL9000M
FL11000

Spring Suspension / Shock Absorber

ROR

Sampa Nr.

070.060

O.E.M. Nr.

212 22 609



Dimension

ø30xø60x102

Description

Rubber Bushing for Spring

FL 9000
FL 9000 L/ M
FL 11000
FL 11000/150
FL 11000 L/D/B/LB / CS

Sampa Nr.

085.533

O.E.M. Nr.

212 22 609 S



Dimension

ø30xø60x102

Description

Rep. Kit Spring Bolt Assembly

FL 9000
FL 9000 L/ M
FL 11000
FL 11000/150
FL 11000 L/D/B/LB / CS

Sampa Nr.

070.063

O.E.M. Nr.

212 15 601 R



Dimension

ø30xø57x102

Description

Rubber Bushing for Spring

Sampa Nr.

070.078

O.E.M. Nr.

212 08 093



Dimension

ø50xø100.5x130

Description

Rubber Bushing for Spring

Indair

Sampa Nr.

085.004

O.E.M. Nr.

212 24 754



Dimension

ø24xø48.5x58

Description

Rubber Bushing for Spring

"TE , TH, TM, TA , TC Series "
LM / LC / LMC Series
"T-, U- Series "

Sampa Nr.

085.051

O.E.M. Nr.

905 08 004



Dimension

ø19xø44.5x23

Description

Rubber Bushing for Shock Absorber



Sampa Nr.

085.005

O.E.M. Nr.

152 13 430

Dimension

ø12.5/63xø38x45

Description

Spherical Bearing

"TE , TH, TM Series"
LM & LMC Series



Sampa Nr.

085.006

O.E.M. Nr.

152 20 224
(152 24 821)

Dimension

ø42x40

Description

Spherical Bearing

"TE, TM Series"
LM & LMC Series



Sampa Nr.

085.012

O.E.M. Nr.

212 04 849

Dimension

ø36.5x26

Description

Dust Cover

TE & TM Series
TA & TC Series
LM & LMC Series



Sampa Nr.

085.013

O.E.M. Nr.

212 05 667


Dimension

ø36.5x10

Description

Dust Cover

TA & TC Series
"TE , TM Series"
"LM, LC, LMC Series"



Sampa Nr.

085.502

O.E.M. Nr.


AXL-122

Dimension

Description

Rep. Kit for Camshaft

"TE 9000/9300, TM Series"



Sampa Nr.

085.517

O.E.M. Nr.

AXL-124

Dimension

Description

Rep. Kit for Camshaft

All axles with 310/350 mm brakes

Sampa Nr.

085.005

O.E.M. Nr.

152 13 430



Dimension

ø12.5/63xø38x45

Description

Spherical Bearing

"TE , TH, TM Series"
LM & LMC Series

Sampa Nr.

085.042

O.E.M. Nr.

A 23105Q1213



Dimension

ø41.5x46

Description

Spherical Bearing

"TA, TM, TC Series"
"LM, LC, LMC Series"

Sampa Nr.

085.012

O.E.M. Nr.

212 04 849



Dimension

ø36.5x26

Description

Dust Cover

TE & TM Series
TA & TC Series
LM & LMC Series

Sampa Nr.

085.013

O.E.M. Nr.

212 05 667



Dimension

ø36.5x10

Description

Dust Cover

TA & TC Series
"TE , TM Series"
"LM, LC, LMC Series"

Sampa Nr.

085.516

O.E.M. Nr.

AXL-140



Dimension

Description

Rep. Kit for Camshaft

All axles with 420 mm brakes

Sampa Nr.

085.519

O.E.M. Nr.

AXL-123



Dimension

Description

Rep. Kit for Camshaft

All axles with 420 mm brakes

Brake

ROR



Sampa Nr.

085.005

O.E.M. Nr.

152 13 430

Dimension

ø12.5/63xø38x45

Description

Spherical Bearing

"TE , TH, TM Series"
LM & LMC Series



Sampa Nr.

085.010

O.E.M. Nr.

212 04 703

Dimension

ø38.5xø48x50.5

Description

Brake Camshaft Bushing

TM Self Steer Axle
Universal Self Steer Axle



Sampa Nr.

085.011

O.E.M. Nr.

212 09 990

Dimension

ø43.5xø48x50

Description

Brake Camshaft Bushing

"T, U, TH & TM Series"
Universal Self Steer Axle



Sampa Nr.

085.501

O.E.M. Nr.

AXL-132

Dimension

Description

Rep. Kit for Camshaft

"T, U, TH und TM Series"



Sampa Nr.

085.022

O.E.M. Nr.

152 04 595

Dimension

ø12.5/63xø39x61

Description

Spherical Bearing

TM Series



Sampa Nr.

085.537

O.E.M. Nr.

-

Dimension

Description

Rep. Kit for Camshaft

TM Series

Sampa Nr.

075.008

O.E.M. Nr.

**212 04 601
(210 16 722)**



Dimension

ø38xø48x22.5

Description

Camshaft Bushing

"T, U, TH, TM Series"

Sampa Nr.

075.009

O.E.M. Nr.

**212 04 602
(210 16 723)**



Dimension

ø38xø48x22.5

Description

Camshaft Bushing

"T, U, TH, TM Series"

Sampa Nr.

085.005

O.E.M. Nr.

152 13 430



Dimension

ø12.5/63xø38x45

Description

Spherical Bearing

"TE, TH, TM Series"
LM & LMC Series

Sampa Nr.

085.514

O.E.M. Nr.

AXL-112



Dimension

Description

Rep. Kit for Camshaft

"TE, TM Series"

Sampa Nr.

085.022

O.E.M. Nr.

152 04 595



Dimension

ø12.5/63xø39x61

Description

Spherical Bearing

TM Series

Sampa Nr.

085.503

O.E.M. Nr.

106 90 588



Dimension

Description

Rep. Kit for Camshaft

TM Series



Sampa Nr.

075.014

O.E.M. Nr.

210 06 585

Dimension

ø38xø70x63

Description

Spherical Bearing

"T, U, TH, TM Series"



Sampa Nr.

075.008

O.E.M. Nr.

212 04 601
(210 16 722)

Dimension

ø38xø48x22.5

Description

Camshaft Bushing

"T, U, TH, TM Series"



Sampa Nr.

085.011

O.E.M. Nr.

212 09 990

Dimension

ø43.5xø48x50

Description

Brake Camshaft Bushing

"T, U, TH & TM Series"
Universal Self Steer Axle



Sampa Nr.

075.009

O.E.M. Nr.

212 04 602
(210 16 723)


Dimension

ø38xø48x22.5

Description

Camshaft Bushing

"T, U, TH, TM Series"



Sampa Nr.

085.518

O.E.M. Nr.

AXL-131

Dimension

ø38

Description

Rep. Kit for Camshaft

"T, U, TH, TM Series"



Sampa Nr.

085.515

O.E.M. Nr.

AXL-111

Dimension

ø38

Description

Rep. Kit for Camshaft

"T, U, TH, TM Series"

Sampa Nr.

075.008

O.E.M. Nr.

**212 04 601
(210 16 722)**



Dimension

ø38xø48x22.5

Description

Camshaft Bushing

"T, U, TH, TM Series"

Sampa Nr.

075.009

O.E.M. Nr.

**212 04 602
(210 16 723)**



Dimension

ø38xø48x22.5

Description

Camshaft Bushing

"T, U, TH, TM Series"

Sampa Nr.

075.014

O.E.M. Nr.

210 06 585



Dimension

ø38xø70x63

Description

Spherical Bearing

T, U, TH, TM Series

Sampa Nr.

085.044

O.E.M. Nr.

210 06 563



Dimension

ø70x12.5

Description

Retainer

TM Series

Sampa Nr.

085.526

O.E.M. Nr.

-



Dimension

ø38

Description

Rep. Kit for Camshaft

TM Series

Sampa Nr.

085.538

O.E.M. Nr.

-



Dimension

ø38

Description

Rep. Kit for Camshaft

T, U, TH, TM Series

Brake

ROR



Sampa Nr.

085.005

O.E.M. Nr.

152 13 430

Dimension

ø12.5/63xø38x45

Description

Spherical Bearing

“TE , TH, TM Series”
LM & LMC Series



Sampa Nr.

085.006

O.E.M. Nr.

152 20 224
(152 24 821)

Dimension

ø42x40

Description

Spherical Bearing

“TE, TM Series”
LM & LMC Series



Sampa Nr.

085.012

O.E.M. Nr.

212 04 849

Dimension

ø36.5x26

Description

Dust Cover

TE & TM Series
TA & TC Series
LM & LMC Series



Sampa Nr.

085.013

O.E.M. Nr.

212 05 667


Dimension

ø36.5x10

Description

Dust Cover

TA & TC Series
“TE , TM Series”
“LM, LC, LMC Series”



Sampa Nr.

085.030

O.E.M. Nr.

212 05 194


Dimension

ø19x140

Description

Brake Shoe Spring

Series III
“TE 9000/9300, “
“T, TA, U, TH , TM Series”
LM & LMC Series



Sampa Nr.

085.032

O.E.M. Nr.

212 21 224

Dimension

ø34x220

Description

Brake Shoe Spring

TE 9000 / 9300 Series
“T, U, TH & TM Series”
LM & LMC Series
TA Series

Sampa Nr.

085.039

O.E.M. Nr.

-



Dimension

ø28xø35x38

Description

Brake Shoe Bushing

"TE 9000/9300, TM Series"
LM & LC Series
"TA, TC Series"

Sampa Nr.

085.040

O.E.M. Nr.

-



Dimension

ø25.5xø28x57

Description

Brake Shoe Pin

"TE 9000/9300, TM Series"
LM & LC Series
"TA, TC Series"

Sampa Nr.

085.049

O.E.M. Nr.

-



Dimension

ø20xø31.7x32.5

Description

Brake Shoe Bushing

"TE 9000/9300, TM Series"
"LM, LC, LMC Series"

Sampa Nr.

085.050

O.E.M. Nr.

-



Dimension

ø19xø20x56

Description

Brake Shoe Pin

"TE 9000/9300, TM Series"
"LM, LC, LMC Series"

Sampa Nr.

114.140

O.E.M. Nr.

210 23 758



Dimension

ø19.5x37x55

Description

Lock Plate


TE 9000/9300 Series
"T, U, TH, TM Series"
Series III

Sampa Nr.

085.521

O.E.M. Nr.

AXL-LM1



Dimension


Description

Rep. Kit for Brake Shoe

1_2 Axle set suitable for:
LM & LMC axles

Brake

ROR




Sampa Nr.
085.030

O.E.M. Nr.
212 05 194

Dimension
ø19x140

Description
Brake Shoe Spring

Series III "T, TA, U, TH, TM Series"
"TE 9000/9300, " LM & LMC Series




Sampa Nr.
085.032

O.E.M. Nr.
212 21 224

Dimension
ø34x220

Description
Brake Shoe Spring

TE 9000 / 9300 Series LM & LMC Series
"T, U, TH & TM Series" TA Series




Sampa Nr.
085.039

O.E.M. Nr.
-

Dimension
ø28xø35x38

Description
Brake Shoe Bushing

"TE 9000/9300, TM Series"
LM & LC Series
"TA, TC Series"




Sampa Nr.
085.040

O.E.M. Nr.
-

Dimension
ø25,5xø28x57

Description
Brake Shoe Pin

"TE 9000/9300, TM Series"
LM & LC Series
"TA, TC Series"




Sampa Nr.
085.049

O.E.M. Nr.
-

Dimension
ø20xø31.7x32.5

Description
Brake Shoe Bushing

"TE 9000/9300, TM Series"
"LM, LC, LMC Series"




Sampa Nr.
085.050

O.E.M. Nr.
-

Dimension
ø19xø20x56

Description
Brake Shoe Pin

"TE 9000/9300, TM Series"
"LM, LC, LMC Series"




Sampa Nr.
114.140

O.E.M. Nr.
210 23 758

Dimension
ø19.5x37x55

Description
Lock Plate

TE 9000/9300 Series
"T, U, TH, TM Series"
Series III




Sampa Nr.
085.520


O.E.M. Nr.
AXL-LM4


Dimension


Description
Rep. Kit for Brake Shoe


LM & LMC Series

Sampa Nr.	
075.045	
O.E.M. Nr.	
210 06 610	
Dimension	ø19/ø31.7x55.5
Description	Cam Roller "T, U, TH, TM Series" TA & TC Series


Sampa Nr.	
085.032	
O.E.M. Nr.	
212 21 224	
Dimension	ø34x220
Description	Brake Shoe Spring TE 9000 / 9300 Series "T, U, TH & TM Series"
	LM & LMC Series TA Series

Sampa Nr.	
085.040	
O.E.M. Nr.	-
Dimension	ø25.5xø28x57
Description	Brake Shoe Pin "TE 9000/9300, TM Series" LM & LC Series "TA, TC Series"

Sampa Nr.	
085.511	
O.E.M. Nr.	AXL-125
Dimension	
Description	Rep. Kit for Brake Shoe "TE 9000/9300, TM Series"

Sampa Nr.	
085.030	
O.E.M. Nr.	212 05 194
Dimension	ø19x140
Description	Brake Shoe Spring Series III "TE 9000/9300, " "T, TA, U, TH, TM Series" LM & LMC Series

Sampa Nr.	
085.039	
O.E.M. Nr.	-
Dimension	ø28xø35x38
Description	Brake Shoe Bushing "TE 9000/9300, TM Series" LM & LC Series "TA, TC Series"

Sampa Nr.	
114.140	
O.E.M. Nr.	210 23 758
Dimension	ø19.5x37x55
Description	Lock Plate TE 9000/9300 Series "T, U, TH, TM Series" Series III

Brake

ROR




Sampa Nr.
085.039

O.E.M. Nr.
-

Dimension
ø28xø35x38

Description
Brake Shoe Bushing

"TE 9000/9300, TM Series"
LM & LC Series
"TA, TC Series"




Sampa Nr.
085.040

O.E.M. Nr.
-

Dimension
ø25.5/ø28x57

Description
Brake Shoe Pin

"TE 9000/9300, TM Series"
LM & LC Series
"TA, TC Series"




Sampa Nr.
085.531

O.E.M. Nr.
152 26 632

Dimension
ø28

Description
Rep. Kit for Brake Shoe

"TE 9000 / 9300, TM Series"
"LM, LC, LMC Series"




Sampa Nr.
085.049

O.E.M. Nr.
-

Dimension
ø20xø31.7x32.5

Description
Brake Shoe Bushing

"TE 9000/9300, TM Series"
"LM, LC, LMC Series"




Sampa Nr.
085.050

O.E.M. Nr.
-

Dimension
ø19/ø20x56

Description
Brake Shoe Pin

"TE 9000/9300, TM Series"
"LM, LC, LMC Series"




Sampa Nr.
114.140

O.E.M. Nr.
210 23 758

Dimension
ø19.5x37x55

Description
Lock Plate

TE 9000/9300 Series
"T, U, TH, TM Series"
Series III



Sampa Nr.
085.532

O.E.M. Nr.
152 26 262

Dimension
ø20

Description
Rep. Kit for Brake Shoe

"LM, LC, LMC Series"

Sampa Nr.
075.045

O.E.M. Nr.
210 06 610




Dimension
ø19/ø31.7x55.5

Description
Cam Roller
"T, U, TH, TM Series"
TA & TC Series

Sampa Nr.
085.029

O.E.M. Nr.
212 20 859




Dimension
ø36.5x169.5

Description
Brake Shoe Spring
TM Series
Series III

Sampa Nr.
085.036

O.E.M. Nr.
210 16 666




Dimension
ø32xø35x36.5

Description
Brake Shoe Bushing
Series III
"TE 9000, TE 9300 Series"
"T, U, TH, TM Series"

Sampa Nr.
085.510

O.E.M. Nr.
AXL-117



Dimension
ø31.7

Description
Rep. Kit for Brake Shoe
Series III

Sampa Nr.
085.027

O.E.M. Nr.
212 05 193



Dimension
ø25.5xø31.7x56.5

Description
Brake Shoe Pin
"T, TE, TA, TC, U, TH & TM Series"
Series III

Sampa Nr.
085.030

O.E.M. Nr.
212 05 194




Dimension
ø19x140

Description
Brake Shoe Spring
Series III
"TE 9000/9300, "
"T, TA, U, TH, TM Series"
LM & LMC Series

Sampa Nr.
114.140

O.E.M. Nr.
210 23 758



Dimension
ø19.5x37x55

Description
Lock Plate
TE 9000/9300 Series
"T, U, TH, TM Series"
Series III

Brake

ROR



Sampa Nr.
075.045

O.E.M. Nr.
210 06 610

Dimension
ø19/ø31.7x55.5

Description
Cam Roller

"T, U, TH, TM Series"
TA & TC Series




Sampa Nr.
085.027

O.E.M. Nr.
212 05 193

Dimension
ø25,5xø31.7x56.5

Description
Brake Shoe Pin

"T, TE, TA, TC, U, TH & TM Series"
Series III




Sampa Nr.
085.030

O.E.M. Nr.
212 05 194

Dimension
ø19x140

Description
Brake Shoe Spring

Series III "T, TA, U, TH, TM Series"
"TE 9000/9300, " LM & LMC Series



Sampa Nr.
085.032

O.E.M. Nr.
212 21 224

Dimension
ø34x220

Description
Brake Shoe Spring

TE 9000 / 9300 Series
"T, U, TH & TM Series"
LM & LMC Series
TA Series



Sampa Nr.
085.036

O.E.M. Nr.
210 16 666

Dimension
ø32xø35x36.5

Description
Brake Shoe Bushing

Series III
"TE 9000, TE 9300 Series"
"T, U, TH, TM Series"



Sampa Nr.
114.140

O.E.M. Nr.
210 23 758

Dimension
ø19,5x37x55

Description
Lock Plate

TE 9000/9300 Series
"T, U, TH, TM Series"
Series III



Sampa Nr.
085.512

O.E.M. Nr.
AXL-126

Dimension
ø31.7

Description
Rep. Kit for Brake Shoe

"T, U, TH, TM Series"

Sampa Nr.

085.027

O.E.M. Nr.

212 05 193



Dimension

ø25.5xø31.7x56.5

Description

Brake Shoe Pin

"T, TE, TA, TC, U, TH & TM Series"
Series III

Sampa Nr.

085.030

O.E.M. Nr.

212 05 194



Dimension

ø19x140

Description

Brake Shoe Spring


Series III
"TE 9000/9300, "
"T, TA, U, TH, TM Series"
LM & LMC Series

Sampa Nr.

085.032

O.E.M. Nr.

212 21 224



Dimension

ø34x220

Description

Brake Shoe Spring

TE 9000 / 9300 Series
"T, U, TH & TM Series"
LM & LMC Series
TA Series

Sampa Nr.

085.036

O.E.M. Nr.

210 16 666



Dimension

ø32xø35x36.5

Description

Brake Shoe Bushing

Series III
"TE 9000, TE 9300 Series"
"T, U, TH, TM Series"

Sampa Nr.

114.140

O.E.M. Nr.

210 23 758



Dimension

ø19.5x37x55

Description

Lock Plate

TE 9000/9300 Series
"T, U, TH, TM Series"
Series III

Sampa Nr.

085.530

O.E.M. Nr.

-



Dimension

ø31.7

Description

Rep. Kit for Brake Shoe

"T, U, TH, TM Series"

Brake

ROR



Sampa Nr.

075.045

O.E.M. Nr.

210 06 610

Dimension

ø19/ø31.7x55.5

Description

Cam Roller

"T, U, TH, TM Series"
TA & TC Series



Sampa Nr.

085.032

O.E.M. Nr.

212 21 224

Dimension

ø34x220

Description

Brake Shoe Spring

TE 9000 / 9300 Series
"T, U, TH & TM Series"
LM & LMC Series
TA Series



Sampa Nr.

085.036

O.E.M. Nr.

210 16 666

Dimension

ø32xø35x36.5

Description

Brake Shoe Bushing

Series III
"TE 9000, TE 9300 Series"
"T, U, TH, TM Series"



Sampa Nr.

085.041

O.E.M. Nr.

212 05 204

Dimension

ø31.7x67.5

Description

Brake Shoe Pin

"T, U, TH & TM Series"



Sampa Nr.

114.140

O.E.M. Nr.

210 23 758

Dimension

ø19.5x37x55

Description

Lock Plate

TE 9000/9300 Series
"T, U, TH, TM Series"
Series III



Sampa Nr.

085.513

O.E.M. Nr.

AXL-106


Dimension

ø31.7


Description


Rep. Kit for Brake Shoe


"T, U, TH, TM Series"


Sampa Nr.	
085.027	
O.E.M. Nr.	
212 05 193	
Dimension	ø25.5xø31.7x56.5
Description	Brake Shoe Pin "T, TE, TA, TC, U, TH & TM Series" Series III


Sampa Nr.	
085.027/2	
O.E.M. Nr.	
212 05 193 S1	
Dimension	ø25.5xø31.7x56.5
Description	Brake Shoe Pin


Sampa Nr.	
085.027/1	
O.E.M. Nr.	
212 05 193 S	
Dimension	ø25.5xø31.7x57
Description	Brake Shoe Pin

Sampa Nr.	
085.030	
O.E.M. Nr.	
212 05 194	
Dimension	ø19x140
Description	Brake Shoe Spring Series III "T, TA, U, TH , TM Series" "TE 9000/9300, " LM & LMC Series

Sampa Nr.	
085.045	
O.E.M. Nr.	
210 23 389	
Dimension	ø29.5x201
Description	Brake Shoe Spring "TM Series , INDAIR"

Sampa Nr.	
085.529	
O.E.M. Nr.	
AXL-14	
Dimension	ø25.5xø31.7x57
Description	Rep. Kit for Brake Shoe All axles with 420mm brakes

Sampa Nr.	
085.032	
O.E.M. Nr.	
212 21 224	
Dimension	ø34x220
Description	Brake Shoe Spring TE 9000 / 9300 Series LM & LMC Series "T, U, TH & TM Series" TA Series

Sampa Nr.	
085.536	
O.E.M. Nr.	
212 21 224 S	
Dimension	ø34x220
Description	Rep. Kit for Brake Shoe TE 9000 / 9300 Series LM & LMC Series "T, U, TH & TM Series" TA Series

Brake

ROR



Sampa Nr.

075.045

O.E.M. Nr.

210 06 610

Dimension

ø19/ø31.7x55.5

Description

Cam Roller

"T, U, TH, TM Series"
TA & TC Series



Sampa Nr.

085.027/1

O.E.M. Nr.


212 05 193 S

Dimension

ø25.5xø31.7x57

Description

Brake Shoe Pin



Sampa Nr.

085.030

O.E.M. Nr.

212 05 194

Dimension

ø19x140

Description

Brake Shoe Spring

Series III "T, TA, U, TH, TM Series"
"TE 9000/9300, " LM & LMC Series



Sampa Nr.

085.036

O.E.M. Nr.

210 16 666

Dimension

ø32xø35x36.5

Description

Brake Shoe Bushing

Series III
"TE 9000, TE 9300 Series"
"T, U, TH, TM Series"



Sampa Nr.

085.045

O.E.M. Nr.

210 23 389

Dimension

ø29.5x201

Description

Brake Shoe Spring

"TM Series, INDAIR"



Sampa Nr.

114.140

O.E.M. Nr.

210 23 758


Dimension

ø19.5x37x55

Description

Lock Plate

TE 9000/9300 Series
"T, U, TH, TM Series"
Series III



Sampa Nr.

085.539

O.E.M. Nr.


-


Dimension


ø31.7


Description

Rep. Kit for Brake Shoe


Sampa Nr.	
085.027	
O.E.M. Nr.	
212 05 193	
Dimension	ø25.5xø31.7x56.5
Description	Brake Shoe Pin "T, TE, TA, TC, U, TH & TM Series" Series III


Sampa Nr.	
085.027/2	
O.E.M. Nr.	
212 05 193 S1	
Dimension	ø25.5xø31.7x56.5
Description	Brake Shoe Pin


Sampa Nr.	
085.027/1	
O.E.M. Nr.	
212 05 193 S	
Dimension	ø25.5xø31.7x57
Description	Brake Shoe Pin

Sampa Nr.	
085.030	
O.E.M. Nr.	
212 05 194	
Dimension	ø19x140
Description	Brake Shoe Spring Series III "T, TA, U, TH , TM Series" "TE 9000/9300, " LM & LMC Series

Sampa Nr.	
085.036	
O.E.M. Nr.	
210 16 666	
Dimension	ø32xø35x36.5
Description	Brake Shoe Bushing Series III "TE 9000, TE 9300 Series" "T, U, TH, TM Series"

Sampa Nr.	
085.045	
O.E.M. Nr.	
210 23 389	
Dimension	ø29.5x201
Description	Brake Shoe Spring "TM Series , INDAIR"

Sampa Nr.	
114.140	
O.E.M. Nr.	
210 23 758	
Dimension	ø19.5x37x55
Description	Lock Plate TE 9000/9300 Series "T, U, TH, TM Series" Series III

Sampa Nr.	
085.541	
O.E.M. Nr.	-
Dimension	ø31.7
Description	Rep. Kit for Brake Shoe

Brake

ROR



Sampa Nr.

085.036

O.E.M. Nr.

210 16 666

Dimension

ø32xø35x36.5

Description

Brake Shoe Bushing

Series III
 "TE 9000, TE 9300 Series"
 "T, U, TH, TM Series"



Sampa Nr.

085.041

O.E.M. Nr.

212 05 204

Dimension

ø31.7x67.5

Description

Brake Shoe Pin

"T, U, TH & TM Series"



Sampa Nr.

085.527

O.E.M. Nr.

AXL-6

Dimension

ø31.7x67.5

Description

Rep. Kit for Brake Shoe, Single

"T, U, TH & TM Series"



Sampa Nr.

085.527/1

O.E.M. Nr.

152 05 204

Dimension

ø31.7x67.5

Description

Rep. Kit for Brake Shoe, Double

"T, U, TH & TM Series"



Sampa Nr.

075.045

O.E.M. Nr.

210 06 610

Dimension

ø19/ø31.7x55.5

Description

Cam Roller

"T, U, TH, TM Series"
 TA & TC Series



Sampa Nr.

085.540

O.E.M. Nr.

Dimension

ø31.7

Description

Rep. Kit for Brake Shoe

TM Series



Sampa Nr.

085.055

O.E.M. Nr.

210 22 348

Dimension

ø30x155

Description

Brake Shoe Spring

TM Series

Sampa Nr.

075.045

O.E.M. Nr.

210 06 610



Dimension

ø19/ø31.7x55.5

Description

Cam Roller

"T, U, TH, TM Series"
TA & TC Series

Sampa Nr.

085.036

O.E.M. Nr.

210 16 666



Dimension

ø32xø35x36.5

Description

Brake Shoe Bushing

Series III
"TE 9000, TE 9300 Series"
"T, U, TH, TM Series"

Sampa Nr.

085.045

O.E.M. Nr.

210 23 389



Dimension

ø29.5x201

Description

Brake Shoe Spring

"TM Series , INDAIR"

Sampa Nr.

090.020

O.E.M. Nr.

210 20 039



Dimension

ø31.7x70

Description

Brake Shoe Pin


"U, TM Series"

Sampa Nr.

085.528

O.E.M. Nr.

AXL-7



Dimension

ø19/ø31.7x55.5

Description

Rep. Kit for Brake Shoe

TM Series

Sampa Nr.

085.542

O.E.M. Nr.

-



Dimension

ø31.7








Description

Rep. Kit for Brake Shoe


TM Series


Brake


ROR


	<p><i>Sampa Nr.</i> 085.014</p> <p><i>O.E.M. Nr.</i> 212 20 647 (152 20 648)</p>		<p><i>Sampa Nr.</i> 085.019</p> <p><i>O.E.M. Nr.</i> 212 02 329 (212 02 330)</p>
<p><i>Dimension</i> ø463x62</p> <p><i>Description</i> Dust Cover "TE, TM Series"</p>		<p><i>Dimension</i> ø152.5xø350x62.5</p> <p><i>Description</i> Dust Cover</p>	
	<p><i>Sampa Nr.</i> 085.020</p> <p><i>O.E.M. Nr.</i> 210 08 062 (210 08 063)</p>	<p>TM Series</p>	
<p><i>Dimension</i> ø196xø465x76</p> <p><i>Description</i> Dust Cover TM Series</p>			<p><i>Sampa Nr.</i> 085.021</p> <p><i>O.E.M. Nr.</i> 212 24 522 (152 24 518)</p>
	<p><i>Sampa Nr.</i> 085.037</p> <p><i>O.E.M. Nr.</i> 212 00 920 (212 00 921)</p>	<p><i>Dimension</i> ø464x63</p>	<p><i>Sampa Nr.</i> 085.021</p> <p><i>O.E.M. Nr.</i> 212 24 522 (152 24 518)</p>
<p><i>Dimension</i> ø196xø465x94</p> <p><i>Description</i> Dust Cover TM Series</p>		<p><i>Description</i> Dust Cover</p>	<p><i>Description</i> LM/LC Series "TA, TC, TM Series"</p>
	<p><i>Sampa Nr.</i> 085.043</p> <p><i>O.E.M. Nr.</i> 212 09 705 (212 09 706)</p>		<p><i>Sampa Nr.</i> 085.038</p> <p><i>O.E.M. Nr.</i> 212 21 567 (152 21 568)</p>
<p><i>Dimension</i> ø164xø385x74</p> <p><i>Description</i> Dust Cover TM Series</p>		<p><i>Dimension</i> ø463x86</p>	<p><i>Description</i> Dust Cover</p>
		<p><i>Description</i> Dust Cover</p>	<p>TM Series "TA, TC Series"</p>


ROR


Sampa Nr.	
095.509	
O.E.M. Nr.	
MCK-1171/N	
<i>Dimension</i>	
Description	
Rep. Kit for Brake Caliper	
"TM, LM, LC Series"	


Sampa Nr.	
095.510	
O.E.M. Nr.	
MCK-1102/N	
<i>Dimension</i>	
Description	
Rep. Kit for Brake Caliper	


Sampa Nr.	
095.511	
O.E.M. Nr.	
MCK-1253	
<i>Dimension</i>	
Description	
Rep. Kit for Brake Caliper	
"TM, LM, LC Series"	

Sampa Nr.	
095.512	
O.E.M. Nr.	
MCK-1254	
<i>Dimension</i>	
Description	
Rep. Kit for Brake Caliper	
"TM, LM, LC Series"	

Sampa Nr.	
095.513	
O.E.M. Nr.	
MCK-1139	
<i>Dimension</i>	
Description	
Rep. Kit for Brake Caliper	
TA & TC Series LM & LC Series	









Sampa Nr.	
095.514	
O.E.M. Nr.	
MCK-1238	
<i>Dimension</i>	
Description	
Rep. Kit for Brake Caliper	
TA & TC Series	


Sampa Nr.	
095.515	
O.E.M. Nr.	
MCK-1171	
<i>Dimension</i>	
Description	
Rep. Kit for Brake Caliper	
"TM, LM, LC Series"	


Sampa Nr.	
095.516	
O.E.M. Nr.	
MCK-1192	
<i>Dimension</i>	
Description	
Rep. Kit for Brake Caliper	
"TM, LM, LC Series"	


Wheel - Axle


ROR


	<p><i>Sampa Nr.</i> 085.023</p> <p><i>O.E.M. Nr.</i> 212 24 673</p>		<p><i>Sampa Nr.</i> 085.031</p> <p><i>O.E.M. Nr.</i> 212 20 727</p>
<p><i>Dimension</i> ø9/ø162x15</p> <p><i>Description</i> Hub Cap</p> <p>LM/LC Series</p>		<p><i>Dimension</i> ø9/ø130x8</p> <p><i>Description</i> Hub Cap</p> <p>TE Series</p>	
	<p><i>Sampa Nr.</i> 085.033</p> <p><i>O.E.M. Nr.</i> 212 02 627</p>		<p><i>Sampa Nr.</i> 085.047</p> <p><i>O.E.M. Nr.</i> 212 23 112</p>
<p><i>Dimension</i> ø9x139.5/ø156x49</p> <p><i>Description</i> Hub Cap</p> <p>TM Series</p>		<p><i>Dimension</i> ø9/ø140x9</p> <p><i>Description</i> Hub Cap</p> <p>TM Series</p>	
	<p><i>Sampa Nr.</i> 085.058</p> <p><i>O.E.M. Nr.</i> 212 26 038</p>		<p><i>Sampa Nr.</i> 085.059</p> <p><i>O.E.M. Nr.</i> 212 26 119</p>
<p><i>Dimension</i> ø8.5/ø188.5x24</p> <p><i>Description</i> Hub Cap</p> <p>TA / TC Series</p>		<p><i>Dimension</i> ø8x/ø188.5x2</p> <p><i>Description</i> Axle Gasket</p> <p>TA / TC Series</p>	
	<p><i>Sampa Nr.</i> 085.056</p> <p><i>O.E.M. Nr.</i> 212 24 762</p>		<p><i>Sampa Nr.</i> 085.057</p> <p><i>O.E.M. Nr.</i> 212 26 003</p>
<p><i>Dimension</i> M82x2/18xSW112</p> <p><i>Description</i> Axle Nut</p> <p>LM/LC Series</p>		<p><i>Dimension</i> ø86 W12G/18xSW120</p> <p><i>Description</i> Axle Nut</p> <p>TA / TC Series</p>	

Sampa Nr.	
085.060	
O.E.M. Nr.	
212 26 090	
Dimension	ø89xø148x4
Description	Lock Washer TA / TC Series

Sampa Nr.	
085.509	
O.E.M. Nr.	
AXL-104	
Dimension	
Description	Rep. Kit for Lock Washer-Nut TE 9000/9300

Sampa Nr.	
085.523	
O.E.M. Nr.	
AXL-102	
Dimension	ø119xø152.5x22
Description	Seal Ring Kit "TM 20000, TM 22500, TM 25000 "

Sampa Nr.	
085.525	
O.E.M. Nr.	
AXL-114	
Dimension	ø99.5xø135x15
Description	Seal Ring Kit "TE9000, TE9300"

Sampa Nr.	
085.508	
O.E.M. Nr.	
AXL-105	
Dimension	

Description	Rep. Kit for Lock Washer-Nut "TM 20000, TM 22500, TM 25000 Series"
--------------------	---

Sampa Nr.	
085.522	
O.E.M. Nr.	
AXL-101	
Dimension	ø112xø146.5x22

Description	Seal Ring Kit "U 20000, U 22500"
--------------------	-------------------------------------

Sampa Nr.	
085.524	
O.E.M. Nr.	
AXL-103	
Dimension	ø116.5xø152.5x25.5

Description	Seal Ring Kit "TM 20000, TM 22500, TM 25000 "
--------------------	--