




Costruzione **E**miliana **I**ngranaggi



High Fidelity Spare Parts

2010
2011

n°
903

**Linea Frenante, Motore
Trasmissione e Oleodinamica**
*Brake System, Engine
Transmission and Oleodynamic*



Italia

CERTIFICATO

Nr 50 100 3413 - Rev. 02

Si attesta che / *This is to certify that*

IL SISTEMA QUALITÀ DI
THE QUALITY SYSTEM OF



C.E.I. Costruzione Emiliana Ingranaggi S.p.A.

SEDE LEGALE E OPERATIVA:

VIA EMILIA 239

I-40011 ANZOLA EMILIA (BO)

È CONFORME AI REQUISITI DELLA NORMA

HAS BEEN FOUND TO COMPLY WITH THE REQUIREMENTS OF

UNI EN ISO 9001:2008

Riferirsi al manuale della qualità per eventuali dettagli delle esclusioni
ai requisiti della norma ISO 9001:2008

*Refer to quality manual for possible details of exclusions of requirements
of the norm ISO 9001:2008*

Questo certificato è valido per il seguente campo di applicazione

This certificate is valid for the following product or service range

**Progettazione, fabbricazione e assemblaggi di parti ed accessori di
ricambio per veicoli industriali (EA 22a, 18)**

***Design, manufacture and assembly of spare parts and accessories for
industrial vehicles (EA 22a, 18)***

SINCERT

ACCREDITAMENTO ORGANISMI DI CERTIFICAZIONE E ISPEZZIONE

SGQ N° 049A
SGA N° 018D
SCR N° 009F
SSI N° 005G
PRD N° 081B

Membro degli Accordi di Mutuo Riconoscimento EA e IAF
Signatory of EA and IAF Mutual Recognition Agreements

Per l'Organismo di Certificazione
For the Certification Body

TÜV Italia S.r.l.

Andrea Vivi
Amministratore Delegato - CEO

Data di emissione / *Issue date*

2009-11-20

Data di scadenza / *Expiry date*

2012-10-10

Rinnovo del certificato emesso per la prima volta in data 2003-10-21

"La validità del presente certificato è subordinata a sorveglianza periodica a 12 mesi e al riesame completo del sistema di gestione aziendale con periodicità triennale"

"The validity of the present certificate depends on the annual surveillance every 12 months and on the complete review of company's management system after three-years"

Produzione e Innovazione Rigorosamente **Made in Italy**

La C.E.I. nasce nel lontano 1969 come costruttrice di ingranaggi per cambio e differenziale. In oltre 40 anni di storia abbiamo cercato di innovarci ed innovare i nostri prodotti mettendo sempre a frutto l'esperienza che deriva da anni spesi a studiare le problematiche costruttive di organi meccanici complessi.

I nostri stabilimenti produttivi ogni giorno lavorano tonnellate di materiale grezzo, modellandolo e trasformandolo sotto lo sguardo attento dei nostri tecnici, impegnati oggi come allora nella ricerca di una qualità paragonabile al ricambio originale ed in alcuni casi riuscendo perfino a migliorarla.

Il nostro impegno in tutti questi anni ci ha portato ad essere un'azienda leader nel settore ricambistico esportando i nostri prodotti in oltre 65 paesi toccando 5 continenti. Guardiamo ottimisti al futuro non dimenticando mai il nostro passato, pronti oggi più di ieri a raccogliere la sfida produttiva del nuovo millennio che siamo sicuri ci vedrà ancora protagonisti.

Production and Innovation Strictly **Made in Italy**

C.E.I. was set up back in 1969 as a manufacturer of gearboxes and differential gears. In the 40 years and more of our existence we have tried to be innovative and to make our products innovative, making the most of our experience gained from years of studying the manufacturing problems of complex mechanisms.

Each day, our production facilities take tonnes of raw materials, shaping and transforming them under the watchful eyes of our technicians, committed now as in previous years to achieving a quality comparable to that of the original part and in some cases even managing to improve on it.

Throughout these years, our commitment has led us to be a leader in the spare parts sector and we export our products to over 65 countries across 5 continents. We look optimistically to the future, never forgetting our past, more ready than ever to take up the production challenge of the new millennium which we are sure will see us still with a part to play.

Production et Innovation Rigoureusement **Made in Italy**

La Société C.E.I. a vu le jour en 1969 en tant que fabricant d'engrenages pour boîtes de vitesses et différentiels. En plus de 40 ans d'histoire, nous avons essayé de nous innover et d'innover nos produits en mettant toujours à profit l'expérience provenant d'années passées à étudier les problèmes liés à la construction d'organes mécaniques complexes.

Chaque jour, nos unités de production usinent des tonnes de matériau brut, le modelant et le transformant sous le regard attentif de nos techniciens, engagés aujourd'hui comme toujours dans la recherche d'une qualité comparable à la pièce de rechange d'origine et réussissant même dans certains cas à l'améliorer. Notre engagement tout au long de ces années nous a hissés à une position de leader sur le marché des pièces de rechange, grâce à l'exportation de nos produits dans plus de 65 pays des 5 continents. Nous regardons l'avenir avec optimisme sans jamais oublier notre passé, prêts aujourd'hui plus qu'hier à relever le défi du nouveau millénaire en matière de production, certains d'en être encore les protagonistes.

Producción e innovación e **Made in Italy**

La empresa C.E.I. nació allá por el año 1969 como fábrica de engranajes para cajas de cambio y diferenciales. Llevamos más de 40 años procurando que la innovación caracterice a nuestra empresa y nuestros productos y aprovechando la experiencia adquirida durante los numerosos años que hemos dedicado al estudio de los problemas relacionados con la fabricación de componentes mecánicos complejos.

Nuestras fábricas elaboran diariamente toneladas de material bruto, moldeándolo y transformándolo bajo la mirada atenta de nuestros técnicos que, ahora como antaño, se dedican a asegurar un nivel de calidad comparable con el recambio original y que, en algunos casos, incluso la mejora.

Nuestra dedicación todo este tiempo nos ha convertido en una empresa líder en el sector de los recambios: exportamos nuestros productos a más de 65 países en 5 continentes. Miramos con optimismo hacia el futuro sin olvidar jamás el pasado y estamos cada vez más preparados para aceptar el reto productivo del nuevo milenio, en el que estamos seguros de que seguiremos siendo protagonistas.

The Orange Way  Since 1969
Made in Italy



Gearboxes/Trasmissioni
Boîtes à vitesses/Caja de Cambio

 **CEI**  **Costruzione Emiliana Ingranaggi** Via Emilia 239
Anzola Emilia - Bologna
ITALY
www.cei.it e-mail: export@cei.it

HIGH FIDELITY SPARE PARTS

The Orange Way  Since 1969
Made in Italy



Differential/Différentiel
Differenziale/Eje Diferencial

 **CEI**  **Costruzione Emiliana Ingranaggi** Via Emilia 239
Anzola Emilia - Bologna
ITALY
www.cei.it e-mail: export@cei.it

HIGH FIDELITY SPARE PARTS

The Orange Way  Since 1969
Made in Italy



Brake System/empianto Freni
Système de Freinage/Sistema de Frenos

 **CEI**  **Costruzione Emiliana Ingranaggi** Via Emilia 239
Anzola Emilia - Bologna
ITALY
www.cei.it e-mail: export@cei.it

HIGH FIDELITY SPARE PARTS

The Orange Way  Since 1969
Made in Italy



Steering and Suspensions
Volant et Suspensions/Sterzo e Suspensioni
Dirección y Suspensión

 **CEI**  **Costruzione Emiliana Ingranaggi** Via Emilia 239
Anzola Emilia - Bologna
ITALY
www.cei.it e-mail: export@cei.it

HIGH FIDELITY SPARE PARTS



HIGH FIDELITY SPARE PARTS

ELENCO CATALOGHI DISPONIBILI PER LE SEGUENTI GAMME DI NOSTRA PRODUZIONE

LIST OF THE AVAILABLE CATALOGUES FOR THE FOLLOWING PRODUCTION LINES
LISTE DES CATALOGUES DISPONIBLES POUR LES GAMMES DE PRODUCTION SUIVANTES
KATALOGE FÜR DIE FOLGENDEN PRODUKTION LINIEN
LISTADO DE LOS CATALOGOS PARA LAS LINEAS SIGUIENTES



400.001 IVECO



400.025 DAF



400.050 MERCEDES



400.055 MAN



400.075 RENAULT V.I.



400.080 SCANIA



400.090 VOLVO



400.095 ZF Old Range



400.195 ZF Ecosplit



400.295 ZF Ecomid



400.902 Ricambi
Steering and Suspension



400.903 Ricambi
Brake System and Engine



Figures part denominations references and data contained in this catalogue are not binding.
CEI reserves the right to introduce any changes at any time without prior notice.

Le figure, le denominazioni, i riferimenti ed i dati contenuti nel presente catalogo non sono impegnativi.
La CEI si riserva di apportare in ogni momento e senza preavviso tutte le variazioni che riterrà opportune.

Les figures, les dénominations, les références et les spécifications contenues dans ce catalogue ne sont pas engageantes.
La CEI se réserve le droit d'apporter à tout moment et sans préavis les variations éventuelles qu'elle croit utiles.

Die in diesem Katalog enthalten Abbildungen, Benennungen Zeichen und Angaben sind unverbindlich.
Die Firma CEI behält sich das Recht vor, jederzeit und ohne Viranzeige Änderungen vorzunehmen.

Las figuras, las denominaciones, las referencias y los datos contenidos en el presente catálogo no son empeñativos.
CEI puede hacer en cada momento y sin preaviso todas las variaciones que sean oportunas.

INTERCHANGEABILITY GUARANTY

Our spare parts are interchangeable with the originals ones; our products bear our trade-mark.
The original part numbers listed in this catalogue are for reference only.

GARANZIA DI INTERCAMBIABILITÀ

I nostri ricambi sono intercambiabili con gli originali; la nostra produzione riporta il nostro marchio.
I riferimenti originali sono esposti a semplice titolo indicativo.

GARANTIE D'INTERCHANGEABILITE

Nos pièces détachées sont interchangeables avec les originaux.
Nôtre production porte nôtre marque.
Les numeros originaux mentionné dans ce catalogue sont seulement à titre indicatif.

AUSTAUSCHBARKEITS-GARANTIE

Unsere ersatzteile sind austauschbar mit den Originalzahnradern.
Auf unseren Erzeugnissen ist unsere Schutzmarke aufgetragen.
Die im gegenwärtigen Kalatolg genannten Originalnummern nur zum Hinweis dienen.

GARANTIA DE INTERCAMBIABILIDAD

Nuestros recambios son intercambiables con los originales.
Todos nuestros productos, llevan grabada nuestra marca.
Las referencias originales impresas en nuestro catalogo figuran exclusivamente a titulo indicativo.

Dischi freno

Brake Discs

Pastiglie Freno

Brake Pads

Segnalatori Usura Freni

Brake Wear Sensors




Volani Motore

FlyWheels

Corone Avviamento

Starting Rings




Supporti Trasmissione

Propeller Shaft Supports

Crociere Cardaniche

Universal Joints



Semiassi

Drive Shaft

Riduttori

Final Drive




Cilindri Freno e Frizione

Brake and Clutch Cylinders

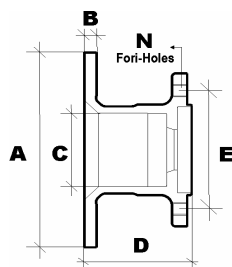
Pompe e Cilindri Alzacabina

Tilting Cab Pump And Cylinders



CEI no.
198.610

O.E.M. Ref
1904528



Misure / Sizes

A	267 mm
B	14,5 mm
C	58 mm
D	155 mm
E	170 mm
N	6



CEI no.
584.013

O.E.M. Ref
1906158
1906038



WVA	29038	29037
Misure / Sizes	109,7 x 73,1 x 18,3	
Impianto / Equipment :	BREMBO / BENDIX	
Quantità / Qty	2 + 2	

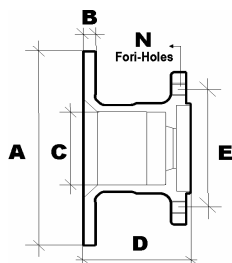
NOTE : Sensore a circuito aperto / Open circuit sensor

Anter./ Front

Models Daily - New Daily - Turbo Daily
28.8 - 30.8 - 30.10

CEI no.
198.609

O.E.M. Ref
1904531



Misure / Sizes

A	280 mm
B	16 mm
C	124 mm
D	142 mm
E	170 mm
N	6



CEI no.
584.032

O.E.M. Ref
1906243
1902469



WVA	20465	29040	29012
Misure / Sizes	149x 69 x 18		
Impianto / Equipment :	PERROT		
Quantità / Qty	2 + 2		

NOTE : Sensore a circuito chiuso / Closet circuit sensor

CEI no.
583.011

O.E.M. Ref
42530912
8198933



Lunghezza / Length	L=195 mm
Conettore / Connector	OVALE/OVAL
Impianto / Equipment :	PERROT / WABCO
Quantità / Qty	2

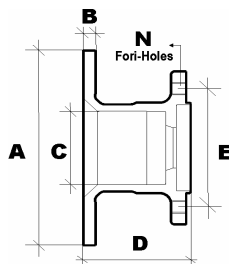
Anter./ Front

Models Daily - New Daily - Turbo Daily
35.10 - 35.12 - 45.10 - 45.12 - 49.10 - 49.12 (Latest Generation) Con ABS / With ABS

All original equipment manufacturers' numbers, symbols, pictures, models and description used in this catalogue are for reference only, and it is not implied that any part listed is the product of these manufactures. Tutti i nostri particolari non sono originali ma con essi intercambiabili. I riferimenti originali, le figure, i modelli sono esposti a semplice titolo indicativo. La nostra produzione riporta il nostro marchio.

CEI no.
198.611

O.E.M. Ref
1904529
SOSTITUISCE
REPLACE
215.037
(93800492)



Misure / Sizes

A	267 mm
B	14 mm
C	124 mm
D	111 mm
E	170 mm
N	6



CEI no.
584.011

O.E.M. Ref
1906207
1906157



WVA 21160

Misure / Sizes 104,8 x 72,5 x 18
Impianto / Equipment : **LOCKHEED**
Quantità / Qty 2 + 2

NOTE : Sensore a circuito chiuso / Closed circuit sensor

CEI no.
584.012

O.E.M. Ref
1906159
1906429



WVA 29041 21620 21048

Misure / Sizes 109,8 x 73 x 18
Impianto / Equipment : **BREMBO**
Quantità / Qty 2 + 2

NOTE : Sensore a circuito chiuso / Closed circuit sensor

CEI no.
584.031

O.E.M. Ref
1906206
1906155



WVA 21188

Misure / Sizes 109,7 x 75x 18
Impianto / Equipment : **BREMBO**
Quantità / Qty 2+2

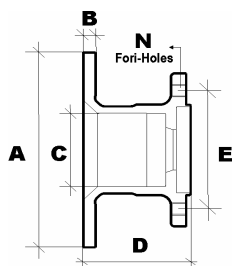
Anter./ Front

Models Daily - New Daily - Turbo Daily - Daily Duty
35.8 - 35.10 - 35.12 - 40.8 - 35.8H - 40.8H

All original equipment manufacturer's numbers, symbols, pictures, models and description used in this catalogue are for reference only, and it is not implied that any part listed is the product of these manufacturers. Tutti i nostri particolari non sono originali ma con essi intercambiabili. I riferimenti originali, le figure, i modelli sono esposti a semplice titolo indicativo. La nostra produzione riporta il nostro marchio.

CEI no.
198.667

O.E.M. Ref
1904692



Misure / Sizes

A	280 mm
B	22 mm
C	105,5 mm
D	142 mm
E	170 mm
N	6



CEI no.

584.032

O.E.M. Ref
1906243
1902469



WVA	20465	29040	29012
Misure / Sizes	149 x 69 x 18		
Impianto / Equipment :	PERROT		
Quantità / Qty	2 + 2		

NOTE : Sensore a circuito chiuso / Closed circuit sensor

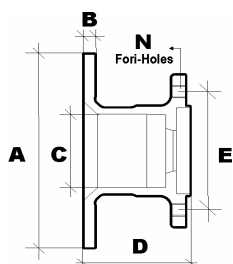
Anter./ Front

Models Turbo Daily
45.12 - 49.12 (Only Old Generation)

CEI no.

215.020

O.E.M. Ref
42470842
1908772
93821918



Misure / Sizes

A	290 mm
B	22 mm
C	125 mm
D	107 mm
E	170 mm
N	6



CEI no.

584.014

O.E.M. Ref
1906401
2992339



WVA	29121	29374	29357
Misure / Sizes	164,8 x 66,5 x 20,3		
Impianto / Equipment :	BREMBO		
Quantità / Qty	4		

CEI no.

583.006

O.E.M. Ref
42548208
1908407



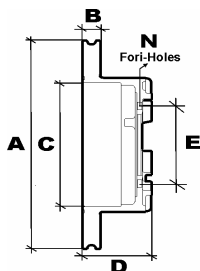
Lunghezza / Length	L=250 mm
Conettore / Connector	OVALE/OVAL
Impianto / Equipment :	BREMBO/BENDIX
Quantità / Qty	2

Anter./ Front

Models New Daily(96) - TurboDaily(96) - Daily "C" Series
35.8 - 35.10 - 35.12 - 49.10 - 49.12 - 35.11CNG - 49.11CNG
35C9 - 35C10 - 35C11 - 35C12 - 35C13 - 35C15 - 50C11 - 50C13 - 50C15

CEI no.
215.022

O.E.M. Ref
42471111
1908773
1908793
7180256



Misure / Sizes

A	290 mm
B	22 mm
C	172 mm
D	85 mm
E	108 mm
N	8



CEI no.
584.014

O.E.M. Ref
1906401
2992339



WVA	29121	29374	29357
Misure / Sizes	164,8 x 66,5 x 20,3		
Impianto / Equipment :	BREMBO		
Quantità / Qty	4		

CEI no.
583.006

O.E.M. Ref
42548208
1908407



Lunghezza / Length	L=250 mm
Conettore / Connector	OVALE/OVAL
Impianto / Equipment :	BREMBO / BENDIX
Quantità / Qty	2

CEI no.
583.044

O.E.M. Ref
42548196
2992394



Lunghezza / Length	L=355 mm
Conettore / Connector	OVALE/OVAL
Impianto / Equipment :	BREMBO
Quantità / Qty	2

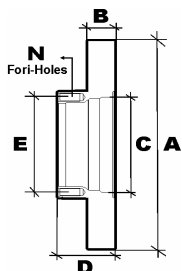
Post./Rear

Models New Daily (96) - TurboDaily (96) - Daily "C" Series
35.8 - 35.10 - 35.12 - 49.10 - 49.12 - 35.11CNG - 49.11CNG
35C9 - 35C10 - 35C11 - 35C12 - 35C13 - 35C15 - 50C11 - 50C13 - 50C15

All original equipment manufacturer's numbers, symbols, pictures, models and description used in this catalogue are for reference only, and it is not implied that any part listed is the product of these manufactures.
Tutti i nostri particolari non sono originali ma con essi intercambiabili. I riferimenti originali, le figure, i modelli sono esposti a semplice titolo indicativo. La nostra produzione riporta il nostro marchio.

CEI no.
215.055

O.E.M. Ref
42470836
42471155
2991753
500306590



Misure / Sizes

A	276 mm
B	22 mm
C	73 mm
D	73 mm
E	118 mm
N	5



CEI no.
584.015

O.E.M. Ref
2996091
42470835



WVA 29121.17,3

Misure / Sizes	164,8 x 66,5 x 17,3
Impianto / Equipment :	BREMBO
Quantità / Qty	4

CEI no.
583.006

O.E.M. Ref
42548208
1908407



Lunghezza / Length	L=250 mm
Conettore / Connector	OVALE/OVAL
Impianto / Equipment :	BREMBO / BENDIX
Quantità / Qty	2

CEI no.
583.044

O.E.M. Ref
42548196
2992394



Lunghezza / Length	L=355 mm
Conettore / Connector	OVALE/OVAL
Impianto / Equipment :	BREMBO
Quantità / Qty	2

Models Daily "S" Series

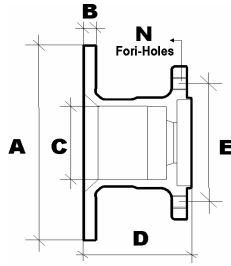
35S9 - 35S10 - 35S11 - 35S12 - 35S13 - 35S15 Con e Senza ABS / With or Without ABS

Anter./ Front

All original equipment manufacturers' numbers, symbols, pictures, models and description used in this catalogue are for reference only, and it is not implied that any part listed is the product of these manufactures. Tutti i nostri particolari non sono originali ma con essi intercambiabili. I riferimenti originali, le figure, i modelli sono esposti a semplice titolo indicativo. La nostra produzione riporta il nostro marchio.

CEI no.
215.128

O.E.M. Ref
42546401
504079365
504080994



Misure / Sizes

A	290 mm
B	22 mm
C	123 mm
D	105 mm
E	170 mm
N	6



CEI no.
584.014

O.E.M. Ref
1906401
2992339



WVA	29121	29374	29357
<i>Misure / Sizes</i>	164,8 x 66,5 x 20,3		
<i>Impianto / Equipment :</i>	BREMBO		
<i>Quantità / Qty</i>	4		

CEI no.
583.044

O.E.M. Ref
42548196
2992393



<i>Lunghezza / Length</i>	L=355 mm
<i>Conettore / Connector</i>	OVALE/OVAL
<i>Impianto / Equipment :</i>	BREMBO
<i>Quantità / Qty</i>	2

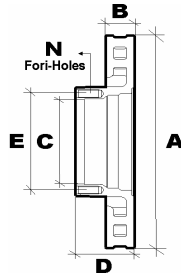
Models Daily "C" and "S" Series

Anter./ Front

35C11 - 35C13 - 35C15 - 35C9 - 35S10 - 35S11 - 35S13 - 35S9 - 50C11 - 50C13

CEI no.
215.167

O.E.M. Ref
2996121
504121612



Misure / Sizes

A	290 mm
B	28 mm
C	123 mm
D	46 mm
E	95 mm
N	9



CEI no.
584.029

O.E.M. Ref
42561355
42555881



WVA	29229
<i>Misure / Sizes</i>	163 x 68 x 20
<i>Impianto / Equipment :</i>	BREMBO
<i>Quantità / Qty</i>	4 + KIT

CEI no.
583.059

O.E.M. Ref
42555634



<i>Lunghezza / Length</i>	L=300 mm
<i>Conettore / Connector</i>	OVALE/OVAL
<i>Impianto / Equipment :</i>	BREMBO
<i>Quantità / Qty</i>	2

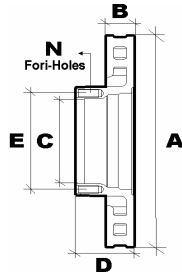
Models Daily 2006 M.Y. 2006>>

Anter./ Front

35C10 - 35C12 - 35C15 - 35C18 - 35S10 - 35S14

CEI no.
215.157

O.E.M. Ref
2996131
504121605



Misure / Sizes

A	300 mm
B	28 mm
C	78 mm
D	74,5 mm
E	125 mm
N	6



CEI no.
584.029

O.E.M. Ref
42555881
504232794



WVA 29229

Misure / Sizes	163 x 68 x 20
Impianto / Equipment :	BREMBO
Quantità / Qty	4 + KIT

CEI no.
583.059

O.E.M. Ref
42555634



Lunghezza / Length	L=300 mm
Conettore / Connector	OVALE/OVAL
Impianto / Equipment :	BREMBO
Quantità / Qty	2

Models Daily 2006 M.Y. 2006>>

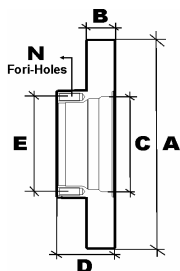
35C10 - 35C12 - 35C18 - 35S10 - 35S12 - 35S14 - 35S18 - 29L10 - 29L12 - 29L14

Anter./ Front

All original equipment manufacturers numbers, symbols, pictures, models and description used in this catalogue are for reference only, and it is not implied that any part listed is the product of these manufactures. Tutti i nostri particolari non sono originali ma con essi intercambiabili. I riferimenti originali, le figure, i modelli sono esposti a semplice titolo indicativo. La nostra produzione riporta il nostro marchio.

CEI no.
215.056

O.E.M. Ref
2991646
7182299



Misure / Sizes

A	276 mm
B	16 mm
C	67 mm
D	70 mm
E	118 mm
N	5



CEI no.
584.010

O.E.M. Ref
42470841
2991667



WVA 29123

Misure / Sizes	109,5 x 63,8 x 20
Impianto / Equipment :	BREMBO
Quantità / Qty	4

CEI no.
583.012

O.E.M. Ref
42548209
2991854



Lunghezza / Length	L=300 mm
Conettore / Connector	OVALE/OVAL
Impianto / Equipment :	BREMBO / GIRLING
Quantità / Qty	2

CEI no.
583.044

O.E.M. Ref
42548196
2992394



Lunghezza / Length	L=355 mm
Conettore / Connector	OVALE/OVAL
Impianto / Equipment :	BREMBO
Quantità / Qty	2

Models Daily "S" Series

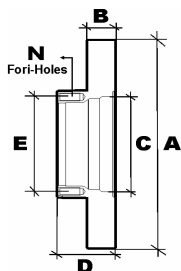
35S9 - 35S10 - 35S11 - 35S12 - 35S13 - 35S15 Senza ABS / Without ABS

Post./ Rear

All original equipment manufacturer's numbers, symbols, pictures, models and description used in this catalogue are for reference only, and it is not implied that any part listed is the product of these manufacturers.
Tutti i nostri particolari non sono originali ma con essi intercambiabili. I riferimenti originali, le figure, i modelli sono esposti a semplice titolo indicativo. La nostra produzione riporta il nostro marchio.

CEI no.
215.057

O.E.M. Ref
2994066
42471034
7185410



Misure / Sizes

A	276 mm
B	16 mm
C	67 mm
D	70 mm
E	118 mm
N	5



CEI no.
584.010

O.E.M. Ref
42470841
2991667



WVA 29123

Misure / Sizes	109,5 x 63,8 x 20
Impianto / Equipment :	BREMBO
Quantità / Qty	4

CEI no.
583.012

O.E.M. Ref
42548209
2991854



Lunghezza / Length	L=300 mm
Conettore / Connector	OVALE/OVAL
Impianto / Equipment :	BREMBO / GIRLING
Quantità / Qty	2

CEI no.
583.044

O.E.M. Ref
42548196
2992394



Lunghezza / Length	L=355 mm
Conettore / Connector	OVALE/OVAL
Impianto / Equipment :	BREMBO
Quantità / Qty	2

Models Daily "S" Series

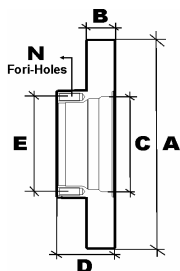
35S9 - 35S10 - 35S11 - 35S12 - 35S13 - 35S15 Con ABS / With ABS

Post./ Rear

All original equipment manufacturers numbers, symbols, pictures, models and description used in this catalogue are for reference only, and it is not implied that any part listed is the product of these manufactures.
Tutti i nostri particolari non sono originali ma con essi intercambiabili. I riferimenti originali, le figure, i modelli sono esposti a semplice titolo indicativo. La nostra produzione riporta il nostro marchio.

CEI no.
215.155

O.E.M. Ref
2996028
7188080



Misure / Sizes

A	296 mm
B	16 mm
C	76 mm
D	69,5 mm
E	125 mm
N	6



CEI no.
584.010

O.E.M. Ref
42470841
2991667



WVA 29123

<i>Misure / Sizes</i>	109,5 x 63,8 x 20
<i>Impianto / Equipment</i>	BREMBO
<i>Quantità / Qty</i>	4

CEI no.
583.044

O.E.M. Ref
42548196
2992394



<i>Lunghezza / Length</i>	L=355 mm
<i>Conettore / Connector</i>	OVALE/OVAL
<i>Impianto / Equipment</i>	BREMBO
<i>Quantità / Qty</i>	2

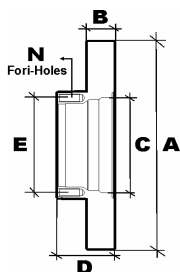
Models Daily 2006 M.Y. 2006>>

29L10 - 29L12 - 29L14 - 35C10 - 35C12 - 35C14 - 35C18 - 35S10 - 35S12 - 35S14
Senza ABS / Without ABS

Post./ Rear

CEI no.
215.156

O.E.M. Ref
2996027
7186309



Misure / Sizes

A	296 mm
B	16 mm
C	76 mm
D	69,5 mm
E	125 mm
N	6



CEI no.
584.010

O.E.M. Ref
42470841
2991667



WVA 29123

<i>Misure / Sizes</i>	109,5 x 63,8 x 20
<i>Impianto / Equipment</i>	BREMBO
<i>Quantità / Qty</i>	4

CEI no.
583.044

O.E.M. Ref
42548196
2992394



<i>Lunghezza / Length</i>	L=355 mm
<i>Conettore / Connector</i>	OVALE/OVAL
<i>Impianto / Equipment</i>	BREMBO
<i>Quantità / Qty</i>	2

Models Daily 2006 M.Y. 2006>>

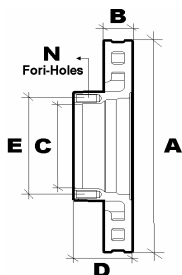
35C10 - 35C12 - 35C14 - 35C18 - 35S10 - 35S12 - 35S14 - 35S18
Con ABS / With ABS

Post./ Rear

All original equipment manufacturers' numbers, symbols, pictures, models and description used in this catalogue are for reference only, and it is not implied that any part listed is the product of these manufacturers. Tutti i nostri particolari non sono originali ma con essi intercambiabili. I riferimenti originali, le figure, i modelli sono esposti a semplice titolo indicativo. La nostra produzione riporta il nostro marchio.

CEI no.
215.166

O.E.M. Ref
2996043
7186485



Misure / Sizes

A	294 mm
B	24 mm
C	84 mm
D	87,5 mm
E	108 mm
N	8



CEI no.
584.030

O.E.M. Ref
42555917
504232812



WVA 29232

Misure / Sizes	141 x 71 x 20
Impianto / Equipment :	BREMBO
Quantità / Qty	4 + KIT

CEI no.
583.060

O.E.M. Ref
42556205



Lunghezza / Length	L=130 mm
Conettore / Connector	OVALE/OVAL
Impianto / Equipment :	BREMBO
Quantità / Qty	2

Models Daily 2006 M.Y. 2006>>

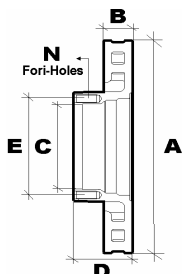
35C10 - 35C12 - 35C14 - 35C16 - 35C18 - 35S10

Con ABS / With ABS

Post./ Rear

CEI no.
215.177

O.E.M. Ref
2996033
7188210



Misure / Sizes

A	294 mm
B	24 mm
C	142,3 mm
D	83,5 mm
E	108,5 mm
N	8



CEI no.
584.030

O.E.M. Ref
42555917
504232812



WVA 29232

Misure / Sizes	141 x 71 x 20
Impianto / Equipment :	BREMBO
Quantità / Qty	4 + KIT

CEI no.
583.060

O.E.M. Ref
42556205



Lunghezza / Length	L=130 mm
Conettore / Connector	OVALE/OVAL
Impianto / Equipment :	BREMBO
Quantità / Qty	2

Models Daily 2006 M.Y. 2006>>

35C10 - 35C12 - 35C14 - 35C16 - 35C18 - 35S10

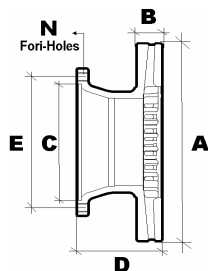
Senza ABS / Without ABS

Post./ Rear

All original equipment manufacturers numbers, symbols, pictures, models and description used in this catalogue are for reference only, and it is not implied that any part listed is the product of these manufacturers. Tutti i nostri particolari non sono originali ma con essi intercambiabili. I riferimenti originali, le figure, i modelli sono esposti a semplice titolo indicativo. La nostra produzione riporta il nostro marchio.

CEI no.
198.668

O.E.M. Ref
1904693



Misure / Sizes

A	290 mm
B	25 mm
C	140 mm
D	161 mm
E	205 mm
N	6



CEI no.
584.033

O.E.M. Ref
1906183
1906264



WVA	29003	29001
Misure / Sizes	174,4 x 69,3 x 20	
Impianto / Equipment :	PERROT	
Quantità / Qty	2 + 2	

CEI no.
584.046

O.E.M. Ref
1906427



WVA	29107
Misure / Sizes	175,5 x 70 x 20
Impianto / Equipment :	PERROT
Quantità / Qty	4
NOTE : <<1995	

CEI no.
583.011

O.E.M. Ref
42530912
8198933



Lunghezza / Length	L=195 mm
Conettore / Connector	OVALE/OVAL
Impianto / Equipment :	PERROT / WABCO
Quantità / Qty	2

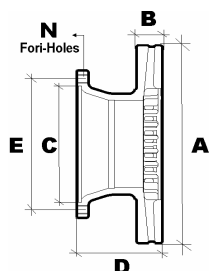
Anter./ Front

Models TurboDaily - TurboDaily (96)
59.11CNG - 59.12

All original equipment manufacturer's numbers, symbols, pictures, models and description used in this catalogue are for reference only, and it is not implied that any part listed is the product of these manufacturers. Tutti i nostri particolari non sono originali ma con essi intercambiabili. I riferimenti originali, le figure, i modelli sono esposti a semplice titolo indicativo. La nostra produzione riporta il nostro marchio.

CEI no.
198.608

O.E.M. Ref
1904532



Misure / Sizes

A	315 mm
B	26 mm
C	160 mm
D	119 mm
E	205 mm
N	6



CEI no.
584.044

O.E.M. Ref
1906345
1906070



WVA 29017 29024 29027

Misure / Sizes 191,1 x 87,1 x 22,6

Impianto / Equipment : PERROT

Quantità / Qty 2 + 2

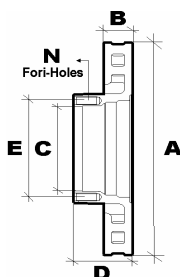
Models Zeta - TurboZeta

65.12 - 79.12 - 79.14

Anter./Front

CEI no.
215.059

O.E.M. Ref
42471214



Misure / Sizes

A	290 mm
B	26 mm
C	80 mm
D	53 mm
E	110 mm
N	9



CEI no.
584.009

O.E.M. Ref
42536101
42548192



WVA 29160 29161

Misure / Sizes 164,6 x 68 x 20

Impianto / Equipment : BREMBO

Quantità / Qty 4

CEI no.
583.006

O.E.M. Ref
42548208
1908407



Lunghezza / Length L=250 mm

Conettore / Connector OVALE/OVAL

Impianto / Equipment : BREMBO | BENDIX

Quantità / Qty 2

CEI no.
583.044

O.E.M. Ref
42548196
2992394



Lunghezza / Length L=355 mm

Conettore / Connector OVALE/OVAL

Impianto / Equipment : BREMBO

Quantità / Qty 2

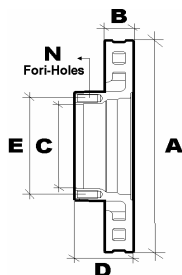
Models Daily "C" Series

65C11 - 65C13 - 65C15

Anter./Front

CEI no.
215.158

O.E.M. Ref
2996122
504121723




Misure / Sizes

A	301 mm
B	30 mm
C	83 mm
D	59 mm
E	111 mm
N	9



CEI no.
584.017

O.E.M. Ref
42555669
504232819



WVA	29122	29127
<i>Misure / Sizes</i>	174,9 x 85,5 x 21,7	
<i>Impianto / Equipment :</i>	BREMBO	
<i>Quantità / Qty</i>	4	

CEI no.
583.044

O.E.M. Ref
42548196
2992394



<i>Lunghezza / Length</i>	L=355 mm
<i>Conettore / Connector</i>	OVALE/OVAL
<i>Impianto / Equipment :</i>	BREMBO
<i>Quantità / Qty</i>	2

Anter./Front

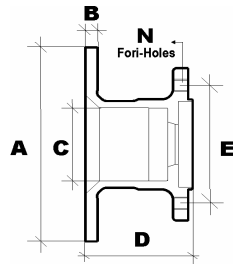
Models Daily "C" Series - Daily 2006 M.Y. 2006>>

50C15 - 50C18 - 60C15 - 60C18 - 65C15 - 65C18

All original equipment manufacturer's numbers, symbols, pictures, models and description used in this catalogue are for reference only, and it is not implied that any part listed is the product of these manufacturers.
Tutti i nostri particolari non sono originali ma con essi intercambiabili. I riferimenti originali, le figure, i modelli sono esposti a semplice titolo indicativo. La nostra produzione riporta il nostro marchio.

CEI no.
215.058

O.E.M. Ref
42471150



Misure / Sizes

A	306 mm
B	22 mm
C	178,3 mm
D	136,5 mm
E	215 mm
N	6



CEI no.
584.014

O.E.M. Ref
1906401
2992339



WVA	29121	29374	29357
Misure / Sizes	164,8 x 66,5 x 20,3		
Impianto / Equipment :	BREMBO		
Quantità / Qty	4		

CEI no.
583.006

O.E.M. Ref
42548208
1908407



Lunghezza / Length	L=250 mm
Conettore / Connector	OVALE/OVAL
Impianto / Equipment :	BREMBO / BENDIX
Quantità / Qty	2

CEI no.
583.044

O.E.M. Ref
42548196
2992394



Lunghezza / Length	L=355 mm
Conettore / Connector	OVALE/OVAL
Impianto / Equipment :	BREMBO
Quantità / Qty	2

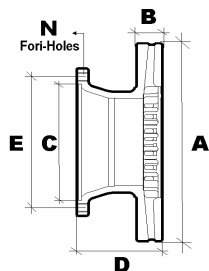
Post./Rear

Models Daily "C" Series
65C11 - 65C13 - 65C15

All original equipment manufacturers' numbers, symbols, pictures, models and description used in this catalogue are for reference only, and it is not implied that any part listed is the product of these manufacturers. Tutti i nostri particolari non sono originali ma con essi intercambiabili. I riferimenti originali, le figure, i modelli sono esposti a semplice titolo indicativo. La nostra produzione riporta il nostro marchio.

CEI no.
215.178

O.E.M. Ref
2996049
7186848



Misure / Sizes

A	306 mm
B	28 mm
C	178,2 mm
D	132 mm
E	216 mm
N	6



CEI no.
584.053

O.E.M. Ref
42555633
504232820



WVA 29231

Misure / Sizes	184,2 x 64,7 x 22,7
Impianto / Equipment :	BREMBO
Quantità / Qty	4

CEI no.
583.059

O.E.M. Ref
42555634



Lunghezza / Length	L=300 mm
Conettore / Connector	OVALE/OVAL
Impianto / Equipment :	BREMBO
Quantità / Qty	2

Post./Rear

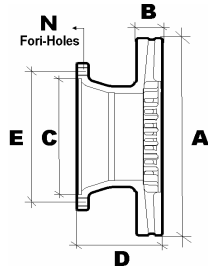
Models Daily "C" Series - Daily 2006 M.Y. 2006>>

50C15 - 50C18 - 60C15 - 60C18 - 65C15 - 65C18

All original equipment manufacturer's numbers, symbols, pictures, models and description used in this catalogue are for reference only, and it is not implied that any part listed is the product of these manufacturers.
Tutti i nostri particolari non sono originali ma con essi intercambiabili. I riferimenti originali, le figure, i modelli sono esposti a semplice titolo indicativo. La nostra produzione riporta il nostro marchio.

CEI no.
198.665

O.E.M. Ref
1907765



Misure / Sizes

A	322 mm
B	30 mm
C	220 mm
D	129 mm
E	275 mm
N	8



CEI no.
584.016

O.E.M. Ref
1906297
SX / LEFT



WVA 29067

Misure / Sizes	175,4 x 78 x 22
Impianto / Equipment :	LUCAS/GIRLING/PERROT
Quantità / Qty	4

CEI no.
584.034

O.E.M. Ref
2991759
DX / RIGHT



WVA 29033

Misure / Sizes	175,3 x 78,5 x 22
Impianto / Equipment :	LUCAS / GIRLING
Quantità / Qty	2 + 2

CEI no.
583.001

O.E.M. Ref
1907942
98472448



Lunghezza / Length	L=300 mm
Conettore / Connector	TONDA / ROUND
Impianto / Equipment :	PERROT / WABCO
Quantità / Qty	2

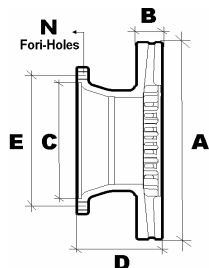
Anter./Front

Models Zeta
90.14 - 95.14 - 109.14

All original equipment manufacturers' numbers, symbols, pictures, models and description used in this catalogue are for reference only, and it is not implied that any part listed is the product of these manufacturers. Tutti i nostri particolari non sono originali ma con essi intercambiabili. I riferimenti originali, le figure, i modelli sono esposti a semplice titolo indicativo. La nostra produzione riporta il nostro marchio.

CEI no.
198.730

O.E.M. Ref
1908577
1907725
1907529



Misure / Sizes

A	304 mm
B	30 mm
C	165 mm
D	129 mm
E	205 mm
N	6



CEI no.
584.017

O.E.M. Ref
1906416
1906402



WVA 29122

29127

Misure / Sizes

174,9 x 85,5 x 21,7

Impianto / Equipment :

BREMBO

Quantità / Qty

4

CEI no.
583.006

O.E.M. Ref
42548208
1908407



Lunghezza / Length

L=250 mm

Conettore / Connector

OVALE/OVAL

Impianto / Equipment :

BREMBO / BENDIX

Quantità / Qty

2

CEI no.
583.010

O.E.M. Ref
1906462



Lunghezza / Length

L=150 mm

Conettore / Connector

OVALE/OVAL

Impianto / Equipment :

BREMBO / BENDIX

Quantità / Qty

2

Anter. e Post.
Front and Rear

Models Cargo

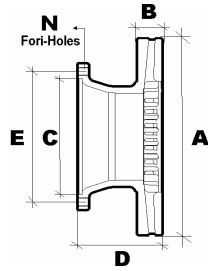
EuroCargo 60E10/12/14 - 65E10/12/12H/14 - 75E12/13/14/15/17/18

Senza colonette / Without bolts

All original equipment manufacturer's numbers, symbols, pictures, models and description used in this catalogue are for reference only, and it is not implied that any part listed is the product of these manufactures.
Tutti i nostri particolari non sono originali ma con essi intercambiabili. I riferimenti originali, le figure, i modelli sono esposti a semplice titolo indicativo. La nostra produzione riporta il nostro marchio.

CEI no.
215.198

O.E.M. Ref
2996010



Misure / Sizes

A	304 mm
B	30 mm
C	165 mm
D	128,5 mm
E	205 mm
N	6



CEI no.
584.017

O.E.M. Ref
1906416
1906402



WVA	29122	29127
Misure / Sizes	174,9 x 85,5 x 21,7	
Impianto / Equipment :	BREMBO	
Quantità / Qty	4	

CEI no.
583.006

O.E.M. Ref
42548208
1908407



Lunghezza / Length	L=250 mm
Conettore / Connector	OVALE/OVAL
Impianto / Equipment :	BREMBO / BENDIX
Quantità / Qty	2

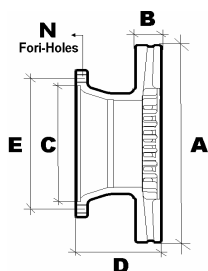
Anter. e Post.
Front and Rear

Models Cargo E4 >> 2007
EuroCargo 75E14/16/18

All original equipment manufacturers numbers, symbols, pictures, models and description used in this catalogue are for reference only, and it is not implied that any part listed is the product of these manufactures.
Tutti i nostri particolari non sono originali ma con essi intercambiabili. I riferimenti originali, le figure, i modelli sono esposti a semplice titolo indicativo. La nostra produzione riporta il nostro marchio.

CEI no.
198.731

O.E.M. Ref
1908578
1907726
1907530



Misure / Sizes

A 322 mm
B 30 mm
C 215 mm
D 134 mm
E 275 mm
N 8



CEI no.
584.016

O.E.M. Ref
1906297



WVA 29067

Misure / Sizes 175,4 x 78 x 22
Impianto / Equipment : LUCAS/GIRLING/PERROT
Quantità / Qty 4

CEI no.
583.006

O.E.M. Ref
42548208
1908407



Lunghezza / Length L=250 mm
Conettore / Connector OVALE/OVAL
Impianto / Equipment : BREMBO / BENDIX
Quantità / Qty 2

CEI no.
583.010

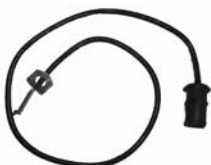
O.E.M. Ref
1906462



Lunghezza / Length L=150 mm
Conettore / Connector OVALE/OVAL
Impianto / Equipment : BREMBO / BENDIX
Quantità / Qty 2

CEI no.
583.016

O.E.M. Ref
42530900



Lunghezza / Length L=360 mm
Conettore / Connector TONDA/ROUND
Impianto / Equipment : PERROT / WABCO
Quantità / Qty 1

CEI no.
584.034

O.E.M. Ref
2991759
1906227



WVA 29033

Misure / Sizes 175,3 x 78,5 x 22
Impianto / Equipment : LUCAS / GIRLING
Quantità / Qty 2 + 2

CEI no.
583.001

O.E.M. Ref
1907942
98472448



Lunghezza / Length L=300 mm
Conettore / Connector TONDA/ROUND
Impianto / Equipment : PERROT / WABCO
Quantità / Qty 2

Models Cargo

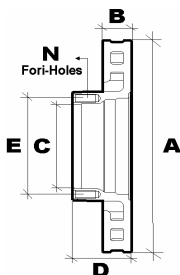
EuroCargo 80E15/15H/18/21 - 85E15H/18/18H - 95E18 - 100E15/17/18/21 - 180E21
Senza colonnette / Without bolts

Anter e Post
Front and Rear

All original equipment manufacturer's numbers, symbols, pictures, models and description used in this catalogue are for reference only, and it is not implied that any part listed is the product of these manufacturers. Tutti i nostri particolari non sono originali ma con essi intercambiabili. I riferimenti originali, le figure, i modelli sono esposti a semplice titolo indicativo. La nostra produzione riporta il nostro marchio.

CEI no.
215.152

O.E.M. Ref
1908179



Misure / Sizes

A	404,5 mm
B	30 mm
C	170 mm
D	60 mm
E	190 mm
N	20



CEI no.
584.058

O.E.M. Ref
1906353



WVA 29068

Misure / Sizes	200 x 97 x 21
Impianto / Equipment :	
Quantità / Qty	4

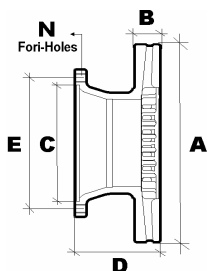
Models Cargo

EuroCargo 95E15/21-150E15/18/23/27/28 - 280E23 - 320E27/28
EuroCargo TECTOR 95E15/18W-100E18/21

Anter. / Front

CEI no.
215.180

O.E.M. Ref
2996419
7189265




Misure / Sizes

A	330 mm
B	32 mm
C	185 mm
D	129,5 mm
E	245 mm
N	6



CEI no.
584.060

O.E.M. Ref
2996520
42559249




WVA

Misure / Sizes	175,5 x 95 x 27
Impianto / Equipment :	
Quantità / Qty	4

CEI no.
584.052

O.E.M. Ref
2996518
42559248



WVA

Misure / Sizes	175 x 95 x 21
Impianto / Equipment :	
Quantità / Qty	4

CEI no.
583.061

O.E.M. Ref
42559191



Lunghezza / Lenght	L=210 mm
Conettore / Connector	OVALE/OVAL
Impianto / Equipment :	
Quantità / Qty	2

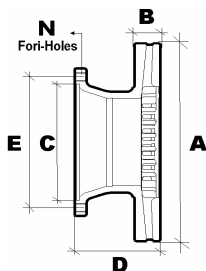
Models Cargo

EuroCargo 100E22

Anter./Front

CEI no.
215.181

O.E.M. Ref
2996418
7189456




Misure / Sizes

A	330 mm
B	32 mm
C	185 mm
D	133 mm
E	245 mm
N	6



CEI no.
584.060

O.E.M. Ref
2996520
42559249



WVA

Misure / Sizes	175,5 x 95 x 27
Impianto / Equipment :	
Quantità / Qty	4

CEI no.
583.061

O.E.M. Ref
42559191



Lunghezza / Length	L=210 mm
Conettore / Connector	OVALE/OVAL
Impianto / Equipment :	
Quantità / Qty	2

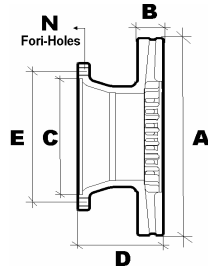
Post. / Rear

Models Cargo
EuroCargo 100E22

All original equipment manufacturer's numbers, symbols, pictures, models and description used in this catalogue are for reference only, and it is not implied that any part listed is the product of these manufactures.
Tutti i nostri particolari non sono originali ma con essi intercambiabili. I riferimenti originali, le figure, i modelli sono esposti a semplice titolo indicativo. La nostra produzione riporta il nostro marchio.

CEI no.
198.669

O.E.M. Ref
1907568




Misure / Sizes

A	370 mm
B	45 mm
C	215 mm
D	150 mm
E	275 mm
N	8



CEI no.
584.018

O.E.M. Ref
1906170
4856911



WVA 29032

Misure / Sizes	205,8 x 110 x 25
Impianto / Equipment :	BENDIX
Quantità / Qty	4

CEI no.
583.003


O.E.M. Ref
1908231
93161554



Lunghezza / Length	L=150 mm
Conettore / Connector	OVALE/OVAL
Impianto / Equipment :	PERROT / WABCO
Quantità / Qty	2

CEI no.
583.002

O.E.M. Ref
1907956
93161191



Lunghezza / Length	L=300 mm
Conettore / Connector	TONDA/ROUND
Impianto / Equipment :	BENDIX / GIRLING
Quantità / Qty	2

Models Cargo

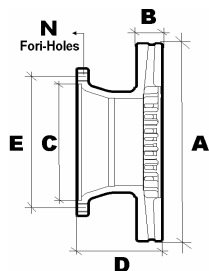
EuroCargo 120E15/18/23 - 130E15/18/23/24 - 260E23 - 150E18/23/27 - 280E23 - 320E27
Con colonette / With bolts

Anter./ Front

All original equipment manufacturers numbers, symbols, pictures, models and description used in this catalogue are for reference only, and it is not implied that any part listed is the product of these manufactures. Tutti i nostri particolari non sono originali ma con essi intercambiabili. I riferimenti originali, le figure, i modelli sono esposti a semplice titolo indicativo. La nostra produzione riporta il nostro marchio.

CEI no.
215.060

O.E.M. Ref
1906466



Misure / Sizes

A	329,5 mm
B	34 mm
C	215 mm
D	141 mm
E	275 mm
N	8



CEI no.
584.028

O.E.M. Ref
1906467



WVA 29088

29091

Misure / Sizes

175,4 x 86,5 x 27

Impianto / Equipment :


WABCO

Quantità / Qty

4 + MOLLE / SPRINGS

CEI no.
583.009

O.E.M. Ref
1906468



Lunghezza / Length

L=270 mm

Conettore / Connector

OVALE/OVAL

Impianto / Equipment :

KNORR / BENDIX

Quantità / Qty

2

CEI no.
583.048

O.E.M. Ref
42536956



Lunghezza / Length

L=330 mm

Conettore / Connector

OVALE/OVAL

Impianto / Equipment :

WABCO

Quantità / Qty

2

Anter e Post
Front and Rear

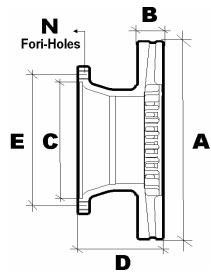
Models Cargo Latest Generation

EuroCargo TECTOR 120E17/21 - 120EL15/18/21

All original equipment manufacturer's numbers, symbols, pictures, models and description used in this catalogue are for reference only, and it is not implied that any part listed is the product of these manufacturers. Tutti i nostri particolari non sono originali ma con essi intercambiabili. I riferimenti originali, le figure, i modelli sono esposti a semplice titolo indicativo. La nostra produzione riporta il nostro marchio.

CEI no.
215.061

O.E.M. Ref
2992271
7183804
7187711



Misure / Sizes

A	377 mm
B	45 mm
C	215 mm
D	151 mm
E	275 mm
N	8



CEI no.
584.001


O.E.M. Ref
2992336
2992348



WVA	29093	29094	29095
Misure / Sizes	210,5 x 92,4 x 32		
Impianto / Equipment :	KNORR		
Quantità / Qty	4 + KIT		

CEI no.
583.042

O.E.M. Ref
2992666
2992337



Lunghezza / Length	L=300 mm
Conettore / Connector	KLIPS
Impianto / Equipment :	KNORR SN7
Quantità / Qty	2

Anter./Front

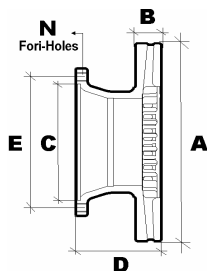
Models Cargo Latest Generation

EuroCargo TECTOR 130E18/21/24/28 - 150E21/24/28 - 320E28

All original equipment manufacturers numbers, symbols, pictures, models and description used in this catalogue are for reference only, and it is not implied that any part listed is the product of these manufactures.
Tutti i nostri particolari non sono originali ma con essi intercambiabili. I riferimenti originali, le figure, i modelli sono esposti a semplice titolo indicativo. La nostra produzione riporta il nostro marchio.

CEI no.
198.670

O.E.M. Ref
1907569



Misure / Sizes

A	370 mm
B	45 mm
C	215 mm
D	182 mm
E	275 mm
N	8



CEI no.
584.018

O.E.M. Ref
1906170
4856911



WVA 29032

Misure / Sizes	205,8 x 110 x 25
Impianto / Equipment :	BENDIX
Quantità / Qty	4

CEI no.
583.003

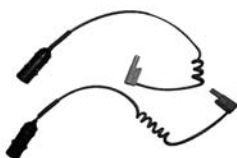
O.E.M. Ref
1908231



Lunghezza / Lenght	L=150 mm
Conettore / Connector	OVALE/OVAL
Impianto / Equipment :	PERROT / WABCO
Quantità / Qty	2

CEI no.
583.002

O.E.M. Ref
1907956
93161191



Lunghezza / Lenght	L=300 mm
Conettore / Connector	TONDA/ROUND
Impianto / Equipment :	BENDIX / GIRLING
Quantità / Qty	2

Anter./Front

Models Cargo

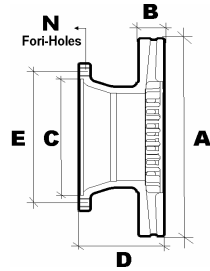
EuroCargo 130E18 - 150E15/18/23/27/28 - 280E23 - 320E27/28

Con colonette / With bolts

All original equipment manufacturer's numbers, symbols, pictures, models and description used in this catalogue are for reference only, and it is not implied that any part listed is the product of these manufacturers. Tutti i nostri particolari non sono originali ma con essi intercambiabili. I riferimenti originali, le figure, i modelli sono esposti a semplice titolo indicativo. La nostra produzione riporta il nostro marchio.

CEI no.
215.091

O.E.M. Ref
2992635
7184077
7187713



Misure / Sizes

A	325 mm
B	45 mm
C	225 mm
D	151 mm
E	275 mm
N	8



CEI no.
584.001

O.E.M. Ref
2992336



WVA 29093 29094 29095

Misure / Sizes 210,5 x 92,4 x 32
Impianto / Equipment : **KNORR**
Quantità / Qty 4 + KIT

CEI no.
583.042

O.E.M. Ref
2992666
2992337



Lunghezza / Length L=300 mm
Conettore / Connector **KLIPS**
Impianto / Equipment : **KNORR SN7**
2

Quantità / Qty

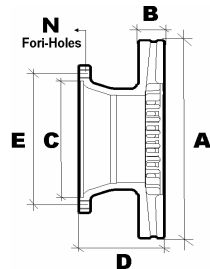
Models Cargo Latest Generation

EuroCargo TECTOR 130E18/21/24/28

Post. / Rear

CEI no.
215.062

O.E.M. Ref
2992291
7183776
7187712



Misure / Sizes

A	377 mm
B	45 mm
C	215 mm
D	151 mm
E	275 mm
N	8



CEI no.
584.001

O.E.M. Ref
2992336



WVA 29093 29094 29095

Misure / Sizes 210,5 x 92,4 x 32
Impianto / Equipment : **KNORR**
Quantità / Qty 4 + KIT

CEI no.
583.042

O.E.M. Ref
2992666
2992337



Lunghezza / Length L=300 mm
Conettore / Connector **KLIPS**
Impianto / Equipment : **KNORR SN7**
Quantità / Qty 2

Models Cargo

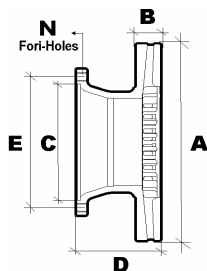
EuroCargo 150E18/21/24/28 - 320E28

Anter./Front

All original equipment manufacturers numbers, symbols, pictures, models and description used in this catalogue are for reference only, and it is not implied that any part listed is the product of these manufacturers. Tutti i nostri particolari non sono originali ma con essi intercambiabili. I riferimenti originali, le figure, i modelli sono esposti a semplice titolo indicativo. La nostra produzione riporta il nostro marchio.

CEI no.
215.092

O.E.M. Ref
2992636
7184078
7187714



Misure / Sizes

A	377 mm
B	45 mm
C	225 mm
D	151,3 mm
E	275 mm
N	8



CEI no.
584.001

O.E.M. Ref
2992336



WVA 29093 29094 29095

Misure / Sizes **210,5 x 92,4 x 32**

Impianto / Equipment : **KNORR**

Quantità / Qty **4 + KIT**

CEI no.
583.042

O.E.M. Ref
2992666
2992337



Lunghezza / Length **L=300 mm**

Conettore / Connector **KLIPS**

Impianto / Equipment : **KNORR SN7**

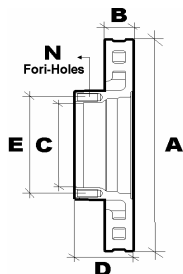
Quantità / Qty **2**

Models Cargo Latest Generation

EuroCargo TECTOR 150E18/21/24/28

CEI no.
215.179

O.E.M. Ref
2995894
2995702
7187541



Misure / Sizes

A	376 mm
B	45 mm
C	168 mm
D	107 mm
E	144 mm
N	14



CEI no.
584.001

O.E.M. Ref
2992336



WVA 29093 29094 29095

Misure / Sizes **210,5 x 92,4 x 32**

Impianto / Equipment : **KNORR**

Quantità / Qty **4 + KIT**

CEI no.
583.042

O.E.M. Ref
2992666
2992337



Lunghezza / Length **L=300 mm**

Conettore / Connector **KLIPS**

Impianto / Equipment : **KNORR SN7**

Quantità / Qty **2**

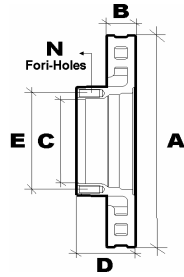
Models Cargo Latest Generation Dal / From 07/2005

EuroCargo TECTOR 130E15/18/24/28 - 150E15/18/24/28

Anter./Front

CEI no.
189.550

O.E.M. Ref
7180111
7173317



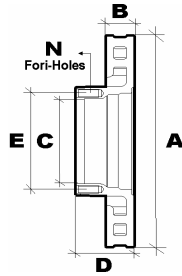
Misure / Sizes

A	430 mm
B	50 mm
C	170 mm
D	102 mm
E	195 mm
N	12



CEI no.
215.016

O.E.M. Ref
2991979
1908729
1908614
1907631



Misure / Sizes

A	430 mm
B	50 mm
C	170 mm
D	102 mm
E	195 mm
N	12




Con Viti
With Bolts
12+12



CEI no.
584.019

O.E.M. Ref
1906459
1906456



WVA 29011

Misure / Sizes	240,5 x 124,9 x 25
Impianto / Equipment :	BENDIX
Quantità / Qty	4

CEI no.
583.003

O.E.M. Ref
1908231
93161554



Lunghezza / Length	L=150 mm
Connettore / Connector	OVALE/OVAL
Impianto / Equipment :	PERROT / WABCO
Quantità / Qty	2

Models Cargo, TECH, STAR

EuroCargo 170E15/18/23/27 - 260E23KE/27KE

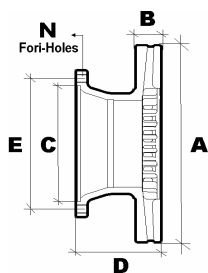
EuroTech 180E24/27/30/34-190E24/27/30/38/42-240E38/34/42-260E38/42-325E27-400E30/34/38/42-440E38/42

EuroStar 180E38-190E38/42/47/52 - 240E38/42/47/52-260E42/47/52-400E38/42/47/52

Anter./Front
1a GEN. / 1st GEN

CEI no.
215.031

O.E.M. Ref
2996329
2992470
1906461
1906438



Misure / Sizes

A	435 mm
B	45 mm
C	210 mm
D	138,5 mm
E	240 mm
N	12



CEI no.
584.000

O.E.M. Ref
2995938
2992348



WVA 29059 29087 29105

Misure / Sizes 247,6 x 109,5 x 30
Impianto / Equipment : **KNORR**
Quantità / Qty 4 + KIT

CEI no.
583.041

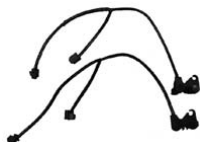
O.E.M. Ref
1903651



(1) **Lunghezza / Length** L=1300 mm
(2) **Lunghezza / Length** L=270 mm
Conettore / Connector **KLIPS**
Impianto / Equipment : **KNORR / BENDIX**
Quantità / Qty 2 + 2

CEI no.
583.042

O.E.M. Ref
2992666
2992337



Lunghezza / Length L=300 mm
Conettore / Connector **KLIPS**
Impianto / Equipment : **KNORR SN7**
Quantità / Qty 2

Anter./Front
2a GEN. / 2nd GEN

Models Cargo, TECH, STAR, TRAKKER, STRALIS

EuroCargo 170E15/18/23/27 - 180E21/24/28 - 260E23KE/27KE

EuroTech 180E24/27/30/34-190E24/27/30/34/38/42-240E38/42-325E27-400E30/34-440E38/42

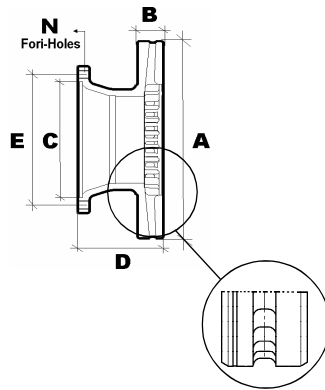
EuroStar 180E38/42-190E38/42/47/52-240E38/42/47/52-400E38/42/47/52-440E38/42/47/52

EuroTrakker 190E24/27/31/35/38/44 -260E31/35/38/38/44/48 - 340E38/44 - 380E38/48 - 400E38 -

Stralis 260S43/44/48/54 - 440S43/44/48/54

CEI no.
215.076

O.E.M. Ref
2992477
7184136



Misure / Sizes

A	432 mm
B	45 mm
C	210 mm
D	138,5 mm
E	240 mm
N	12



Tipo di ventilazione
Type of ventilation

CEI no.
584.000

O.E.M. Ref
2995938
2992348



WVA	29059	29087	29105
Misure / Sizes	247,6 x 109,5 x 30		
Impianto / Equipment :	KNORR		
Quantità / Qty	4 + KIT		

CEI no.
583.041

O.E.M. Ref
1903651



(1) Lunghezza / Length	L=1300 mm
(2) Lunghezza / Length	L=270 mm
Conettore / Connector	KLIPS
Impianto / Equipment :	KNORR / BENDIX
Quantità / Qty	2 + 2

CEI no.
583.042

O.E.M. Ref
2992666
2992337



Lunghezza / Length	L=300 mm
Conettore / Connector	KLIPS
Impianto / Equipment :	KNORR SN7
Quantità / Qty	2

Models Cargo, TECH, STAR, TRAKKER, STRALIS, STRALIS 2007, STRALIS E4

EuroCargo TECTOR 180E21/24/28-260E28KE

EuroTech 180E34/38-190E26/34/3/42-240E25/26/30/34/38/42-260E38/42-400E34/42-440E34/32

EuroTech T. 190E24/31/35/39/43-260E24/34/35/39/43-440E31/35/39/43

EuroTrakker T.CURSOR 190E24/27/31/35/38/44-260E31/35/38/44/48-340E38/44

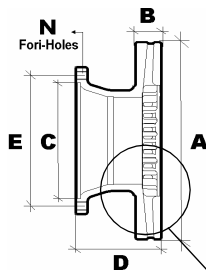
Stralis 190S27/31/35/40/43/48-260S2731/35/40/43/48/54-440S31/35/40/43/48/54-190AT/AD

260AT/AD-440AT/AD

Anter e Post
Front and Rear
3a GEN. / 3rd GEN.

CEI no.
215.160

O.E.M. Ref
2996327
7189475



Misure / Sizes

A	432 mm
B	45 mm
C	210 mm
D	138,5 mm
E	240 mm
N	12



Ultimo tipo di ventilazione
Latest type of ventilation

CEI no.

584.000

O.E.M. Ref
2996327
7189475



WVA 29059 29087 29105

Misure / Sizes 247,6 x 109,5 x 30

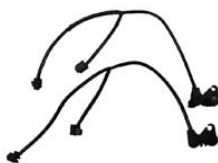
Impianto / Equipment : KNORR

Quantità / Qty 4 + KIT

CEI no.

583.042

O.E.M. Ref
2992666
2992337



Lunghezza / Length L=300 mm

Conettore / Connector KLIPS

Impianto / Equipment : KNORR SN7

Quantità / Qty 2

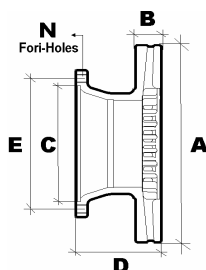
Anter./Front
4a GEN. / 4th GEN.

Models STRALIS E4 - STRALIS 2007

190AT - 260AT/AD - 440AT/AD

CEI no.
215.168

O.E.M. Ref
2996328
2995812
7185503
7189476



Misure / Sizes

A	432 mm
B	45 mm
C	210 mm
D	154,5 mm
E	240 mm
N	12



CEI no.

584.000

O.E.M. Ref
2995938
2992348



WVA 29059 29087 29105

Misure / Sizes 247,6 x 109,5 x 30

Impianto / Equipment : KNORR

Quantità / Qty 4 + KIT

CEI no.

583.042

O.E.M. Ref
2992666
2992337



Lunghezza / Length L=300 mm

Conettore / Connector KLIPS

Impianto / Equipment : KNORR SN7

Quantità / Qty 2

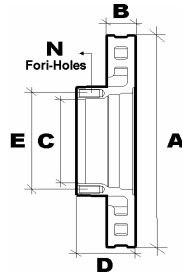
Post./Rear

Models STRALIS E4

E4 (Ultimi tipi / Latest Type) 44S45AT / 440S50AD

CEI no.
215.032

O.E.M. Ref
93161407



Misure / Sizes

A	417 mm
B	28 mm
C	159 mm
D	67 mm
E	186 mm
N	10



CEI no.
584.043

O.E.M. Ref
93161314
42536301



WVA	29075	29074	29186
Misure / Sizes	179,6 x 106 x 20		
Impianto / Equipment :	BREMBO		
Quantità / Qty	6 + 2		

CEI no.
583.014

O.E.M. Ref
4802349
8193412



Lunghezza / Length	L=195 mm
Conettore / Connector	TONDA/ROUND
Impianto / Equipment :	PERROT/WABCO
Quantità / Qty	1

Models Bus CityClass, EuroClass, EuroRider

CityClass : 25 - 29 -35 - 491.22/24/27 - 591.22/24/27

EuroClass : 29 - 35 - 36 - 43 - HD

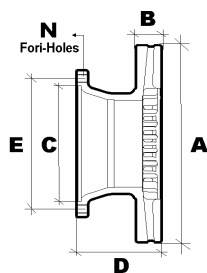
EuroRider : 29 - 29A - 31 - 35 - 35A - 38 - 43

Anter./ Front

All original equipment manufacturers numbers, symbols, pictures, models and description used in this catalogue are for reference only, and it is not implied that any part listed is the product of these manufactures.
Tutti i nostri particolari non sono originali ma con essi intercambiabili. I riferimenti originali, le figure, i modelli sono esposti a semplice titolo indicativo. La nostra produzione riporta il nostro marchio.

CEI no.
215.076

O.E.M. Ref
2992477
7184136



Misure / Sizes

A	432 mm
B	45 mm
C	210 mm
D	138,5 mm
E	240 mm
N	12



CEI no.
584.000

O.E.M. Ref
2995938
2992348



WVA	29059	29087	29105
Misure / Sizes	247,6 x 109,5 x 30		
Impianto / Equipment :	KNORR		
Quantità / Qty	4 + KIT		

CEI no.
583.041

O.E.M. Ref
1903651



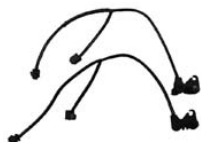
1

2

(1) Lunghezza / Length	L=1300 mm
(2) Lunghezza / Length	L=270 mm
Conettore / Connector	KLIPS
Impianto / Equipment :	KNORR / BENDIX
Quantità / Qty	2 + 2

CEI no.
583.042

O.E.M. Ref
2992666
2992337



Lunghezza / Length	L=300 mm
Conettore / Connector	KLIPS
Impianto / Equipment :	KNORR SN7
Quantità / Qty	2

Post./Rear
Old Type

Models EuroRider, New Domino

EuroRider 31/35/38/43

New Domino HD/DHH

All original equipment manufacturer's numbers, symbols, pictures, models and description used in this catalogue are for reference only, and it is not implied that any part listed is the product of these manufactures.
Tutti i nostri particolari non sono originali ma con essi intercambiabili. I riferimenti originali, le figure, i modelli sono esposti a semplice titolo indicativo. La nostra produzione riporta il nostro marchio.

CEI no.
215.168

O.E.M. Ref
2996328
2995812
7185503
7189476

CEI no.

584.000

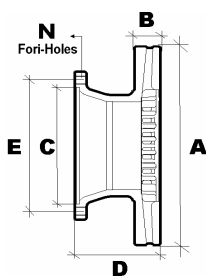
O.E.M. Ref
2995938
2992348

CEI no.

583.042

O.E.M. Ref
2992666
2992337

**Post./Rear
New Type**



Misure / Sizes

A	432 mm
B	45 mm
C	210 mm
D	154,5 mm
E	240 mm
N	12



WVA 29059 29087 29105

Misure / Sizes	247,6 x 109,5 x 30
Impianto / Equipment :	KNORR
Quantità / Qty	4 + KIT



Lunghezza / Length	L=300 mm
Conettore / Connector	KLIPS
Impianto / Equipment :	KNORR SN7
Quantità / Qty	2

Models EuroRider, New Domino

EuroRider 31/35/38/43
New Domino HD/DHH

CEI no.
215.182

O.E.M. Ref
2994031

CEI no.

584.039

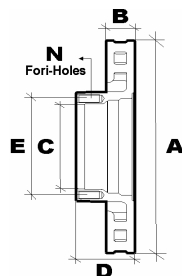
O.E.M. Ref
2995552

CEI no.

583.062

O.E.M. Ref
2995553

Anter./ Front



Misure / Sizes

A	436 mm
B	45 mm
C	198 mm
D	131 mm
E	168 mm
N	12



WVA 29150	
Misure / Sizes	248,9 x 117,65 x 30
Impianto / Equipment :	MERITOR
Quantità / Qty	4



Lunghezza / Length	L=200 mm
Conettore / Connector	OVALE/OVAL
Impianto / Equipment :	MERITOR
Quantità / Qty	2

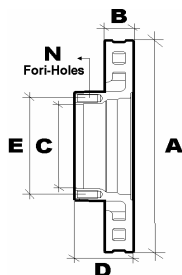
Models Bus CityClass, EuroPolis

CityClass : 25 - 29 - 31 - 35 - 491.24/27CNG - 591.27 / CityClassCNG
EuroPolis CNG

All original equipment manufacturers' numbers, symbols, pictures, models and description used in this catalogue are for reference only, and it is not implied that any part listed is the product of these manufacturers. Tutti i nostri particolari non sono originali ma con essi intercambiabili. I riferimenti originali, le figure, i modelli sono esposti a semplice titolo indicativo. La nostra produzione riporta il nostro marchio.

CEI no.
215.183

O.E.M. Ref
2994084



Misure / Sizes

A	436 mm
B	45 mm
C	210,2 mm
D	138,5 mm
E	237 mm
N	10



CEI no.
584.039

O.E.M. Ref
2995552



WVA 29150

<i>Misure / Sizes</i>	248,9 x 117,65 x 30
<i>Impianto / Equipment :</i>	MERITOR
<i>Quantità / Qty</i>	4

CEI no.
583.062

O.E.M. Ref
2995553



<i>Lunghezza / Length</i>	L=200 mm
<i>Conettore / Connector</i>	OVALE/OVAL
<i>Impianto / Equipment :</i>	MERITOR
<i>Quantità / Qty</i>	2

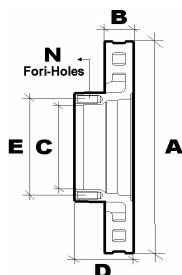
Models Bus CityClass, EuroPolis

CityClass : 25 - 29 - 31 - 35 - 491.24/27CNG - 591.27 / CityClassCNG
EuroPolis CNG

Post./ Rear

CEI no.
215.184

O.E.M. Ref
2996353
504134958




Misure / Sizes

A	434 mm
B	45 mm
C	175 mm
D	97 mm
E	165 mm
N	10



CEI no.
584.021

O.E.M. Ref
5006028410



WVA 29131 29156

<i>Misure / Sizes</i>	249,3 x 117,9 x 29,8
<i>Impianto / Equipment :</i>	MERITOR
<i>Quantità / Qty</i>	4

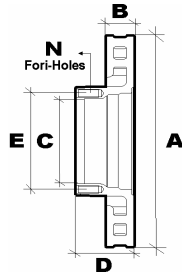
Models Bus CITIELIS - ARWAY

Citielis All Type
Arway All Type

Anter./ Front

CEI no.
215.141

O.E.M. Ref
QMB295971
QML107005



Misure / Sizes

A	290 mm
B	20 mm
C	104 mm
D	73 mm
E	126 mm
N	5



CEI no.
584.061

O.E.M. Ref
MC894589
MK499873



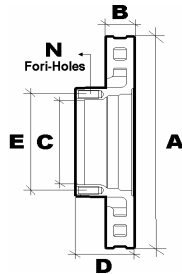
WVA	23501	23941	23942
Misure / Sizes	133,3 x 53,5 x 17,9		
Impianto / Equipment :	SUMITOMO		
Quantità / Qty	4		

Anter./ Front

Models MITSUBISHI
CANTER 35 Q.LI

CEI no.
215.142

O.E.M. Ref
ADC44383




Misure / Sizes

A	293 mm
B	40 mm
C	114 mm
D	54 mm
E	140 mm
N	6



CEI no.
584.062

O.E.M. Ref
MK529906
MK499872



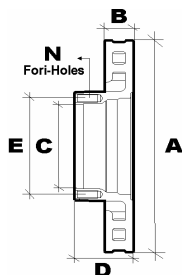
WVA	24343
Misure / Sizes	125,2 x 20 x 60
Impianto / Equipment :	SUMITOMO
Quantità / Qty	4

Anter e Post
Front and Rear

Models MITSUBISHI
CANTER 63 Q.LI

CEI no.
215.143

O.E.M. Ref
QMK326334



Misure / Sizes

A	310 mm
B	40 mm
C	114 mm
D	54 mm
E	140 mm
N	6



CEI no.
584.062

O.E.M. Ref
MK529906
MK499872



WVA 24343

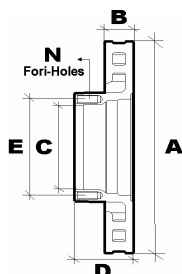
Misure / Sizes	125,2 x 20 x 60
Impianto / Equipment :	SUMITOMO
Quantità / Qty	4

Anter. / Front

Models MITSUBISHI
CANTER 75 Q.LI

CEI no.
215.145

O.E.M. Ref
QMK374048




Misure / Sizes

A	310 mm
B	40 mm
C	139 mm
D	69,7 mm
E	161 mm
N	12



CEI no.
584.062

O.E.M. Ref
MK529906
MK499872



WVA 24343

Misure / Sizes	125,2 x 20 x 60
Impianto / Equipment :	SUMITOMO
Quantità / Qty	4

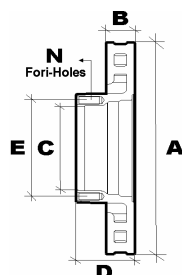
Anter e Post
Front and Rear

Models MITSUBISHI
CANTER 75 Q.LI

All original equipment manufacturer's numbers, symbols, pictures, models and description used in this catalogue are for reference only, and it is not implied that any part listed is the product of these manufacturers. Tutti i nostri particolari non sono originali ma con essi intercambiabili. I riferimenti originali, le figure, i modelli sono esposti a semplice titolo indicativo. La nostra produzione riporta il nostro marchio.

CEI no.
215.138

O.E.M. Ref
8-97031-007-1
897031007
97031007



Misure / Sizes

A	265 mm
B	35 mm
C	104 mm
D	80 mm
E	142 mm
N	6



CEI no.
584.063

O.E.M. Ref
8-97368-980-0
8-97078-409-4



WVA

Misure / Sizes	191 x 62 x 21
Impianto / Equipment :	
Quantità / Qty	4

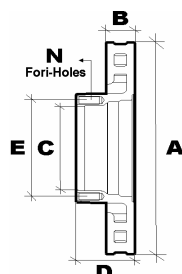
Models NKR

Dal / Since 1994 Al / To 12/1998

Anter./ Front

CEI no.
215.137

O.E.M. Ref
8-97015-887-0
897015857
97015887



Misure / Sizes

A	282,5 mm
B	35 mm
C	110 mm
D	62,5 mm
E	136 mm
N	12



CEI no.
584.064

O.E.M. Ref
8-97094-710-0
97094710



WVA

(1) Misure / Sizes	183 x 70 x 22
(2) Misure / Sizes	238 x 94 x 22
Impianto / Equipment :	
Quantità / Qty	2 + 2

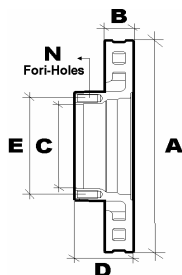
Models NQR - NPR

Dal / Since 01/1999 Al / To 05/2001

Anter./ Front

CEI no.
215.139

O.E.M. Ref
8-97168-631-1
897168631
97168331



Misure / Sizes

A	293 mm
B	40 mm
C	110 mm
D	57,5 mm
E	136 mm
N	12



CEI no.
584.065

O.E.M. Ref
8-97329-266-0
8-97168-633-0



WVA

Misure / Sizes	206 x 75 x 20
Impianto / Equipment :	
Quantità / Qty	4

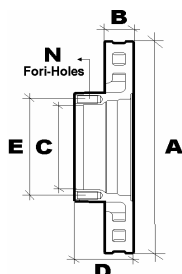
Models NKR - NQR - NPR

Dal / Since 06/2001 Al / To 11/2003

Anter./ Front

CEI no.
215.140

O.E.M. Ref
8-97168-632-1
89716863201
97168632



Misure / Sizes

A	310 mm
B	42 mm
C	110 mm
D	55,5 mm
E	136 mm
N	12



CEI no.
584.066

O.E.M. Ref
8-97168-634-0
97168634



WVA

Misure / Sizes	206 x 80 x 20
Impianto / Equipment :	
Quantità / Qty	4

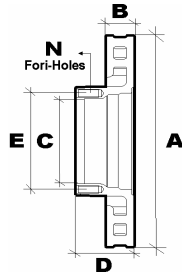
Models NPR - NQR

Dal / Since 06/2001 Al / To 11/2003 Con ABS / With ABS

Anter./ Front

CEI no.
215.186

O.E.M. Ref
8-98105-058-0
8-97371-877-0
97371877



Misure / Sizes

A	310 mm
B	42 mm
C	110 mm
D	55,5 mm
E	136 mm
N	12



CEI no.
584.065

O.E.M. Ref
8-97329-266-0
8-97168-633-0



WVA

Misure / Sizes 206 x 75 x 20

Impianto / Equipment :

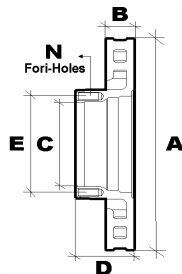
Quantità / Qty 4

Models NKR - NPR - NQR
Dal / Since **12/2003** Al / To **12/2005**

Anter./ Front

CEI no.
215.187

O.E.M. Ref
8-97387-229-0
8-97371-876-0
97371876
97387229



Misure / Sizes

A	293 mm
B	40 mm
C	160 mm
D	57,5 mm
E	136 mm
N	12



CEI no.
584.065

O.E.M. Ref
8-97329-266-0
8-97168-633-0



WVA

Misure / Sizes 206 x 75 x 20

Impianto / Equipment :

Quantità / Qty 4

Models NPR - NQR
Dal / Since **01/2007 >>** (5 - 5,5 - 6 Ton)

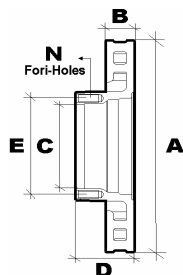
Anter./ Front

All original equipment manufacturers numbers, symbols, pictures, models and description used in this catalogue are for reference only, and it is not implied that any part listed is the product of these manufacturers. Tutti i nostri particolari non sono originali ma con essi intercambiabili. I riferimenti originali, le figure, i modelli sono esposti a semplice titolo indicativo. La nostra produzione riporta il nostro marchio.

CEI no.

215.188

O.E.M. Ref
8-97387-228-0
97387228



Misure / Sizes

A	310 mm
B	42 mm
C	110 mm
D	55,5 mm
E	136 mm
N	12



CEI no.

584.066

O.E.M. Ref
8-97168-634-0
97168634



WVA

<i>Misure / Sizes</i>	206 x 80 x 20
<i>Impianto / Equipment :</i>	
<i>Quantità / Qty</i>	4

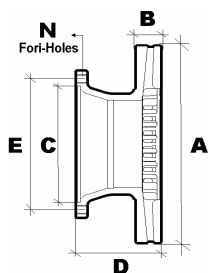
Anter./ Front

Models NPR - NQR

Dal / Since 01/2007 >> (7,5 - 8 Ton)

CEI no.
215.023

O.E.M. Ref
PAK5513
PAK3545
MAK7529
AMPB889



Misure / Sizes

A	315 mm
B	26 mm
C	119 mm
D	122 mm
E	138 mm
N	10



CEI no.
584.044

O.E.M. Ref
BBU8178
BBU8177



WVA	29017	29024	29027
Misure / Sizes	191,1 x 87,1 x 22,6		
Impianto / Equipment :	PERROT		
Quantità / Qty	2 + 2		

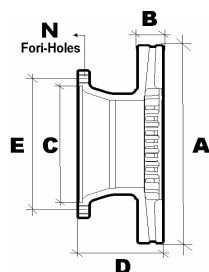
Models

F600 - F800 - F1000 - F45 (Con Carico Inferiore a 10 Ton / Less Than 10 Ton Load)

Anter./ Front

CEI no.
215.024

O.E.M. Ref
PAK3546
MAK2487
AMPB887



Misure / Sizes

A	312 mm
B	30 mm
C	134 mm
D	137 mm
E	155 mm
N	12



CEI no.
584.044

O.E.M. Ref
BBU8178
BBU8177



WVA	29017	29024	29027
Misure / Sizes	191,1 x 87,1 x 22,6		
Impianto / Equipment :	PERROT		
Quantità / Qty	2 + 2		

Models

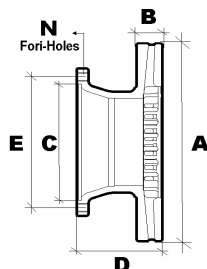
F600 - F800 - F1000 - F45 (Con Carico Inferiore a 10 Ton / Less Than 10 Ton Load)

Anter./ Front

All original equipment manufacturers numbers, symbols, pictures, models and description used in this catalogue are for reference only, and it is not implied that any part listed is the product of these manufacturers. Tutti i nostri particolari non sono originali ma con essi intercambiabili. I riferimenti originali, le figure, i modelli sono esposti a semplice titolo indicativo. La nostra produzione riporta il nostro marchio.

CEI no.
215.093

O.E.M. Ref
1408252
1400163
1408670



Misure / Sizes

A	330 mm
B	35 mm
C	117 mm
D	124 mm
E	139 mm
N	12



CEI no.
584.028

O.E.M. Ref
1436901



WVA	29088	29091
Misure / Sizes	175,4 x 86,5 x 27	
Impianto / Equipment :	WABCO	
Quantità / Qty	4 + MOLLE / SPRINGS	

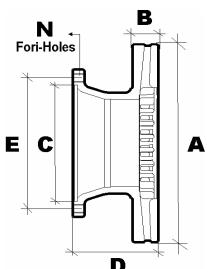
Anter./ Front

Models Latest Generation

LF45 (Con Carico Inferiore a 12 Ton / Less Than 12 Ton Load)

CEI no.
215.094

O.E.M. Ref
1408671
1403758
1408253



Misure / Sizes

A	330 mm
B	34 mm
C	133 mm
D	144 mm
E	150 mm
N	16



CEI no.
584.028

O.E.M. Ref
1436901



WVA	29088	29091
Misure / Sizes	175,4 x 86,5 x 27	
Impianto / Equipment :	WABCO	
Quantità / Qty	4 + MOLLE / SPRINGS	

Anter./ Front

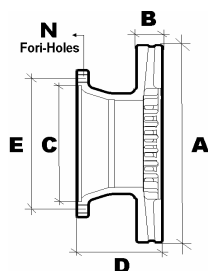
Models Latest Generation

LF45 (Con Carico da 12 Ton / 12 Ton Load)

All original equipment manufacturer's numbers, symbols, pictures, models and description used in this catalogue are for reference only, and it is not implied that any part listed is the product of these manufacturers. Tutti i nostri particolari non sono originali ma con essi intercambiabili. I riferimenti originali, le figure, i modelli sono esposti a semplice titolo indicativo. La nostra produzione riporta il nostro marchio.

CEI no.
215.095

O.E.M. Ref
1408254
1400273
1408672



Misure / Sizes

A	330 mm
B	35 mm
C	150 mm
D	120 mm
E	175 mm
N	12



CEI no.
584.028

O.E.M. Ref
1436901



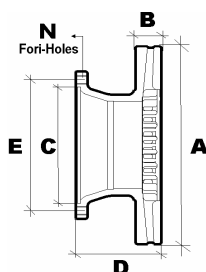
WVA	29088	29091
Misure / Sizes	175,4 x 86,5 x 27	
Impianto / Equipment :	WABCO	
Quantità / Qty	4 + MOLLE / SPRINGS	

Models Latest Generation
LF45

Post. / Rear

CEI no.
215.096

O.E.M. Ref
AMPA014
AMPB860
AMPB481
NJK2785



Misure / Sizes

A	375 mm
B	44 mm
C	155 mm
D	128 mm
E	185 mm
N	10



CEI no.
584.050

O.E.M. Ref
AMPB016
AMPA694



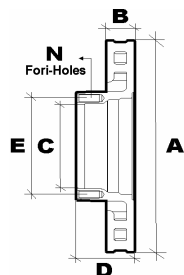
WVA	29092	29077
Misure / Sizes	205 x 106 x 27	
Impianto / Equipment :	WABCO	
Quantità / Qty	4	

Models Latest Generation
F50 - F55

Anter./ Front

CEI no.
215.097

O.E.M. Ref
1400069



Misure / Sizes

A	375 mm
B	45 mm
C	117 mm
D	99 mm
E	144 mm
N	10



CEI no.
584.051

O.E.M. Ref
1440504



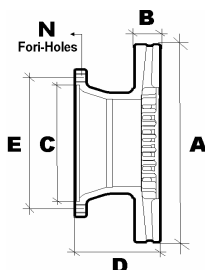
WVA	29141	29142	29119
Misure / Sizes	204,6 x 99,6 x 30		
Impianto / Equipment :	WABCO		
Quantità / Qty	4		

Anter./ Front

Models Latest Generation
LF55

CEI no.
215.098

O.E.M. Ref
1400284



Misure / Sizes

A	375 mm
B	45 mm
C	179 mm
D	146 mm
E	210 mm
N	10



CEI no.
584.002

O.E.M. Ref
1628064



WVA	29126	29159
Misure / Sizes	210,45 x 92,3 x 29,8	
Impianto / Equipment :	WABCO PAN 19	
Quantità / Qty	4 + MOLLE / SPRINGS	

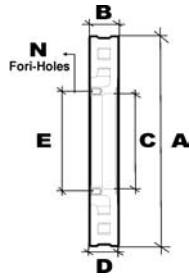
Post. / Rear

Models Latest Generation
LF55

All original equipment manufacturer's numbers, symbols, pictures, models and description used in this catalogue are for reference only, and it is not implied that any part listed is the product of these manufacturers. Tutti i nostri particolari non sono originali ma con essi intercambiabili. I riferimenti originali, le figure, i modelli sono esposti a semplice titolo indicativo. La nostra produzione riporta il nostro marchio.

CEI no.

O.E.M. Ref
1640561
1387439



Misure / Sizes

A	432 mm
B	45 mm
C	258 mm
D	45 mm
E	
N	10



CEI no.

584.000

O.E.M. Ref
1439324
1617343




WVA	29059	29087	29105
Misure / Sizes	247,6 x 109,5 x 30		
Impianto / Equipment :	KNORR		
Quantità / Qty	4 + KIT		

CEI no.

298.096

O.E.M. Ref
CEI 298096



Kit accessori disco freno

Repair Kit brake disc

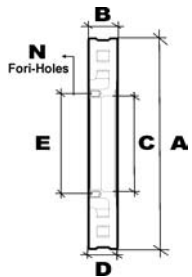
Anter e Post
Front and Rear
1a GEN. / 1st GEN

Models Latest Generation
CF65 - CF75 - CF85 - XF95

CEI no.

215.151

O.E.M. Ref
1812563
1783346



Misure / Sizes

A	432 mm
B	45 mm
C	258 mm
D	45 mm
E	
N	10



CEI no.

584.000

O.E.M. Ref
1439324
1617343




WVA	29059	29087	29105
Misure / Sizes	247,6 x 109,5 x 30		
Impianto / Equipment :	KNORR		
Quantità / Qty	4 + KIT		

CEI no.

298.170

O.E.M. Ref
CEI 298170



Kit accessori disco freno

Repair Kit brake disc

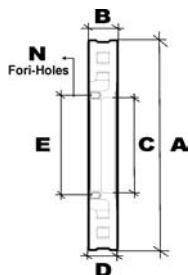
Anter./ Front
2a GEN. / 2nd GEN

Models Latest Generation
X65CF - 75CF - 85CF - CF65 - CF75 - CF85 - LF55 - XF105 - XF95

All original equipment manufacturers' numbers, symbols, models and description used in this catalogue are for reference only, and it is not implied that any part listed is the product of these manufacturers. Tutti i nostri particolari non sono originali ma con essi intercambiabili. I riferimenti originali, le figure, i modelli sono esposti a semplice titolo indicativo. La nostra produzione riporta il nostro marchio.

CEI no.
215.150

O.E.M. Ref
1812582
1726138



Misure / Sizes

A	432 mm
B	45 mm
C	258 mm
D	45 mm
E	
N	10



CEI no.
584.000


O.E.M. Ref
1439324
1617343



WVA	29059	29087	29105
Misure / Sizes	247,6 x 109,5 x 30		
Impianto / Equipment :	KNORR		
Quantità / Qty	4 + KIT		

CEI no.
298.170

O.E.M. Ref
CEI 298170



Kit accessori disco freno

Repair Kit brake disc

Post. / Rear
2a GEN. / 2nd GEN

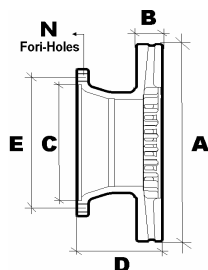
Models Latest Generation

X65CF - 75CF - 85CF - CF65 - CF75 - CF85 - LF55 - XF105 - XF95

All original equipment manufacturer's numbers, symbols, pictures, models and description used in this catalogue are for reference only, and it is not implied that any part listed is the product of these manufacturers.
Tutti i nostri particolari non sono originali ma con essi intercambiabili. I riferimenti originali, le figure, i modelli sono esposti a semplice titolo indicativo. La nostra produzione riporta il nostro marchio.

CEI no.
215.012

O.E.M. Ref
6172906



Misure / Sizes

A	322 mm
B	30 mm
C	148 mm
D	126 mm
E	205 mm
N	6



CEI no.
584.017

O.E.M. Ref



WVA	29122	29127
Misure / Sizes	174,9 x 85,5 x 21,7	
Impianto / Equipment :	BREMBO	
Quantità / Qty	4	

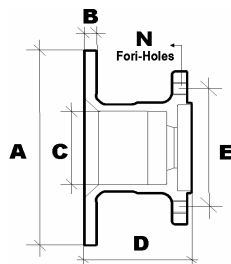
Anter e Post
Front and Rear

Models CARGO
Cargo 0600 - 0700 - 0800 - 0900

CEI no.

215.008

O.E.M. Ref
631 420 0372



Misure / Sizes

A	238 mm
B	16 mm
C	102 mm
D	79 mm
E	140 mm
N	5



CEI no.

584.067

O.E.M. Ref
631 420 0320
631 420 0120



WVA 21573 20932 20934

Misure / Sizes	146 x 61 x 14
Impianto / Equipment :	JURID
Quantità / Qty	4

Models Transporter (T1)

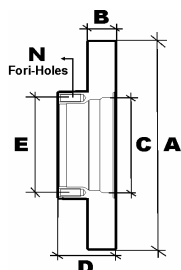
100-120-130-140-150-170-180 (Telai 631.xxx)

Anter./ Front

CEI no.

215.013

O.E.M. Ref
601 420 0272
601 420 0072
601 421 5012
601 421 5112



Misure / Sizes


A	280 mm
B	16 mm
C	88 mm
D	79 mm
E	112 mm
N	5



CEI no.

584.068

O.E.M. Ref
001 420 1420
000 586 8942



WVA 20784

Misure / Sizes	149 x 74 x 18
Impianto / Equipment :	PERROT
Quantità / Qty	4

CEI no.

583.063

O.E.M. Ref
601 540 1317



Lunghezza / Length	90 mm
Conettore / Connector	TONDA / ROUND
Impianto / Equipment :	WABCO
Quantità / Qty	4

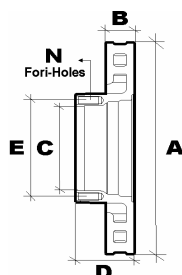
Models Transporter (T1)

207-208-209-210 (Telai 601.xxx)/307-308-309-310 (Telai 602.xxx)/407-408-409-410 (Telai 611.xxx)

Anter./ Front

CEI no.
215.002

O.E.M. Ref
669 421 0612
669 421 0112



Misure / Sizes

A	304 mm
B	30 mm
C	118 mm
D	91 mm
E	140 mm
N	6



CEI no.
584.038

O.E.M. Ref
004 420 4820
004 420 6120



WVA 29148 29115 29116

Misure / Sizes 173,6 x 84

Spessore/Thickness (1) = 34 mm (2) = 27 mm

Impianto / Equipment : LUCAS

Quantità / Qty 2 + 2

CEI no.
583.020

O.E.M. Ref
669 540 0417
669 540 0517



Lunghezza / Length L=212 mm

Conettore / Connector TONDA/ROUND

Impianto / Equipment : PERROT / WABCO

Quantità / Qty 2

Models Transporter (T2)

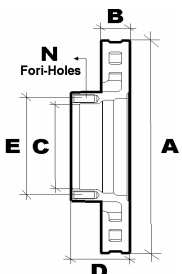
507-510 (Telai 667.xxx) / 609 (Telai 668.xxx-672.xxx)

709-711 (Telai 669.xxx)

Anter./ Front

CEI no.
215.003

O.E.M. Ref
670 421 0312
670 421 0112



Misure / Sizes

A	324 mm
B	30 mm
C	118 mm
D	91 mm
E	140 mm
N	6



CEI no.
584.038

O.E.M. Ref
004 420 4820
004 420 6120



WVA 29148 29115 29116

Misure / Sizes 173,6 x 84

Spessore/Thickness (1) = 34 mm (2) = 27 mm

Impianto / Equipment : LUCAS

Quantità / Qty 2 + 2

CEI no.
583.020

O.E.M. Ref
669 540 0417
669 540 0517



Lunghezza / Length L=212 mm

Conettore / Connector TONDA/ROUND

Impianto / Equipment : PERROT / WABCO

Quantità / Qty 2

Models Transporter (T2)

611-614 (Telai 672.xxx) / 709-711 (Telai 669.xxx)

809-811-814 (Telai 670.xxx)

Anter./ Front

CEI no.

215.063

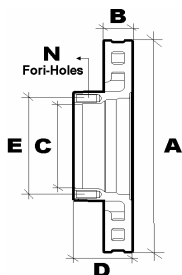
O.E.M. Ref

902 421 0612

902 421 0412

902 421 0312

901 421 0612



Misure / Sizes

A 276 mm

B 22 mm

C 85 mm

D 77 mm

E 130 mm

N 5



CEI no.

584.027

O.E.M. Ref

002 420 4120

004 420 1520



WVA 29076

29153

Misure / Sizes

164,5 x 72,8 x 20

Impianto / Equipment :

PERROT/WABCO

Quantità / Qty

4 + **MOLLE / SPRINGS**

CEI no.

583.065

O.E.M. Ref

901 540 0017

901 540 0117



Lunghezza / Length L=195 mm

Conettore / Connector **OVALE/OVAL**

Impianto / Equipment : **BOSCH**

Quantità / Qty

2

CEI no.

583.066

O.E.M. Ref

901 540 0217

901 540 0317



Lunghezza / Length L=190 mm

Conettore / Connector **OVALE / OVAL**

Impianto / Equipment : **ATE**

Quantità / Qty

2

Models Transporter SPRINTER

208-210-212-214 (Telai 901.xxx - 902.xxx)

308-310-311-313-314-316-408-410-411-412-413-414-416 (Telai 903.xxx - 904.xxx)

Post./Rear

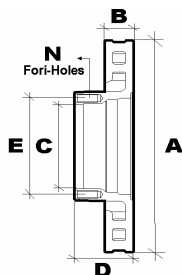
1A GEN. / 1ST GEN.

All original equipment manufacturer's numbers, symbols, pictures, models and description used in this catalogue are for reference only, and it is not implied that any part listed is the product of these manufacturers. Tutti i nostri particolari non sono originali ma con essi intercambiabili. I riferimenti originali, le figure, i modelli sono esposti a semplice titolo indicativo. La nostra produzione riporta il nostro marchio.

CEI no.

215.064

O.E.M. Ref
902 421 0712
902 421 0912



Misure / Sizes

A	276 mm
B	22 mm
C	85 mm
D	77 mm
E	130 mm
N	5



CEI no.

584.072

O.E.M. Ref
004 420 5520
002 420 9920



WVA 23990 23991

<i>Misure / Sizes</i>	156,5 x 64,5 x 20,6
<i>Impianto / Equipment :</i>	TEVES
<i>Quantità / Qty</i>	4

CEI no.

583.065

O.E.M. Ref
901 540 0017
901 540 0117



<i>Lunghezza / Length</i>	L=195 mm
<i>Conettore / Connector</i>	OVALE/OVAL
<i>Impianto / Equipment :</i>	BOSCH
<i>Quantità / Qty</i>	2

CEI no.

583.066

O.E.M. Ref
901 540 0217
901 540 0317



<i>Lunghezza / Length</i>	L=190 mm
<i>Conettore / Connector</i>	OVALE / OVAL
<i>Impianto / Equipment :</i>	ATE
<i>Quantità / Qty</i>	2

Models Transporter SPRINTER

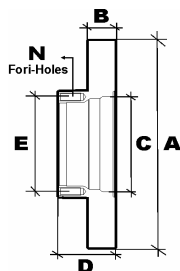
208-210-212-214 (Telai 901.xxx - 902.xxx)

308-310-311-313-314-316-408-410-411-412-413-414-416 (Telai 903.xxx - 904.xxx)

Anter./ Front

CEI no.
215.065

O.E.M. Ref
901 423 0612
901 423 0412




Misure / Sizes

A	258 mm
B	12 mm
C	85 mm
D	97 mm
E	130 mm
N	5



CEI no.
584.074

O.E.M. Ref
004 420 5620
003 420 6420



WVA

Misure / Sizes	141,4 x 50,1 x 17,3
Impianto / Equipment :	TEVES
Quantità / Qty	4

CEI no.
583.065

O.E.M. Ref
901 540 0017
901 540 0117



Lunghezza / Length	L=195 mm
Conettore / Connector	OVALE/OVAL
Impianto / Equipment :	BOSCH
Quantità / Qty	2

CEI no.
583.066

O.E.M. Ref
901 540 0217
901 540 0317



Lunghezza / Length	L=190 mm
Conettore / Connector	OVALE / OVAL
Impianto / Equipment :	ATE
Quantità / Qty	2

Models Transporter SPRINTER

208-210-212-214-308-310-311-313-314-316 (Telai 901.xxx - 902.xxx-903.xxx)

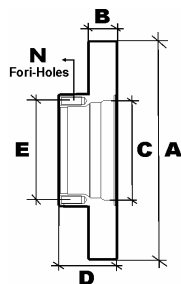
Ponte a Ruote Singole / Single-Tyre Axle

Posteriore / Rear
1A GEN. / 1ST GEN.

All original equipment manufacturer's numbers, symbols, pictures, models and description used in this catalogue are for reference only, and it is not implied that any part listed is the product of these manufacturers. Tutti i nostri particolari non sono originali ma con essi intercambiabili. I riferimenti originali, le figure, i modelli sono esposti a semplice titolo indicativo. La nostra produzione riporta il nostro marchio.

CEI no.
215.066

O.E.M. Ref
901 423 1012
901 423 0812



Misure / Sizes


A	258 mm
B	12 mm
C	85 mm
D	97 mm
E	130 mm
N	5



CEI no.

584.074

O.E.M. Ref
004 420 5620
003 420 6420



WVA

Misure / Sizes	141,4X50,1X17,3
Impianto / Equipment :	TEVES
Quantità / Qty	4

CEI no.

583.065

O.E.M. Ref
901 540 0017
901 540 0117



Lunghezza / Length	L=195 mm
Conettore / Connector	OVALE / OVAL
Impianto / Equipment :	BOSCH
Quantità / Qty	2

583.066

O.E.M. Ref
901 540 0217
901 540 0317



Lunghezza / Length	L=190 mm
Conettore / Connector	OVALE / OVAL
Impianto / Equipment :	ATE
Quantità / Qty	2

Models Transporter SPRINTER

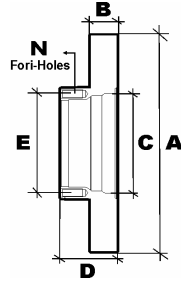
208-210-212-214-308-310-311-313-314-316 (Telai 901.xxx - 902.xxx - 903.xxx)

Ponte a Ruote Singole / Single-Tyre Axle

Posteriore / Rear
2A GEN. / 2ND GEN.

CEI no.
215.067

O.E.M. Ref
902 423 0312
902 423 0112




Misure / Sizes

A	272 mm
B	16 mm
C	85 mm
D	97 mm
E	112 mm
N	5



CEI no.
584.075

O.E.M. Ref
004 420 2720
004 420 1820




WVA 23901

Misure / Sizes	156,4 x 54,8 x 18,6
Impianto / Equipment :	ATE / TEVES
Quantità / Qty	4

CEI no.
584.076

O.E.M. Ref
004 420 2520
004 420 9720



WVA 23021

Misure / Sizes	125,8 x 54,8 x 18,9
Impianto / Equipment :	BOSCH
Quantità / Qty	4

CEI no.
583.065

O.E.M. Ref
901 540 0017
901 540 0117



Lunghezza / Length	L=195 mm
Conettore / Connector	OVALE / OVAL
Impianto / Equipment :	BOSCH
Quantità / Qty	2

Models Transporter SPRINTER

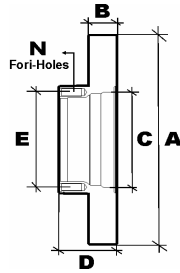
408-410-411-412-413-414-416 (Telai 904.xxx)

Ponte a Ruote Gemellate / Tandem-Tyre Axle

Posteriore / Rear
1A GEN. / 1ST GEN.

CEI no.
215.068

O.E.M. Ref
902 423 0512
902 423 0412




Misure / Sizes

A	272 mm
B	16 mm
C	85 mm
D	97 mm
E	130 mm
N	5



CEI no.
584.075

O.E.M. Ref
004 420 2720
002 420 4020




WVA 23901

Misure / Sizes	156,4 x 54,8 x 18,6
Impianto / Equipment :	ATE / TEVES
Quantità / Qty	4

CEI no.
584.076

O.E.M. Ref
004 420 2520
000 420 9720



WVA 23021

Misure / Sizes	125,8 x 54,8 x 18,9
Impianto / Equipment :	BOSCH
Quantità / Qty	4

CEI no.
583.065

O.E.M. Ref
901 540 0017
901 540 0117



Lunghezza / Length	L=195 mm
Conettore / Connector	OVALE / OVAL
Impianto / Equipment :	BOSCH
Quantità / Qty	2

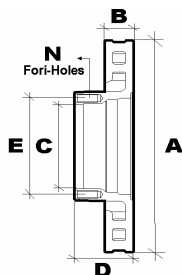
Posteriore / Rear
2A GEN. / 2ND GEN.

Models Transporter SPRINTER
408-410-411-412-413-414-416 (Telai 904.xxx)
Ponte a Ruote Gemellate / Tandem-Tyre Axle

CEI no.

215.069

O.E.M. Ref
904 423 0312
904 423 0212



Misure / Sizes

A	285 mm
B	22 mm
C	120 mm
D	93 mm
E	145 mm
N	6



CEI no.

584.027

O.E.M. Ref
002 420 4120
004 420 1520



WVA 29076 29153

Misure / Sizes

164,5 x 72,8 x 20

Impianto / Equipment :

TEXTAR / BOSCH

Quantità / Qty

4 + MOLLE / SPRINGS

CEI no.

583.065

O.E.M. Ref
901 540 0017
901 540 0117



Lunghezza / Length

L=195 mm

Conettore / Connector

OVALE / OVAL

Impianto / Equipment :

BOSCH

Quantità / Qty

2

CEI no.

583.066

O.E.M. Ref
901 540 0217
901 540 0317



Lunghezza / Length

L=190 mm

Conettore / Connector

OVALE / OVAL

Impianto / Equipment :

ATE

Quantità / Qty

2

Models Transporter SPRINTER

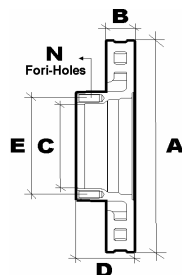
408-410-411-412-413-414-416 (Telai 904.xxx)

Ponte a Ruote Gemellate - Massima Portata / Tandem-Tyre Axle - Max Load

Post./ Rear

CEI no.
215.153

O.E.M. Ref
906 421 0012



Misure / Sizes

A	300 mm
B	28 mm
C	85 mm
D	68,5 mm
E	130 mm
N	6



CEI no.
584.045

O.E.M. Ref
005 420 2120
004 420 8320



WVA 29192

Misure / Sizes	163 x 68 x 20
Impianto / Equipment :	BREMBO
Quantità / Qty	4 + KIT

CEI no.
583.067

O.E.M. Ref
906 540 1517
906 540 1417



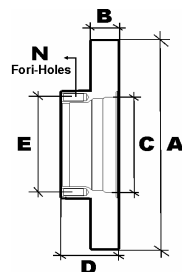
Lunghezza / Length	L=103 mm
Conettore / Connector	OVALE / OVAL
Impianto / Equipment :	BREMBO
Quantità / Qty	2

Anter./ Front

Models Transporter New SPRINTER 3t - 5t
209-211-215-218-309-311-315-316-318-509-511-515-518-524 (Telai 906.xxx)

CEI no.
215.154

O.E.M. Ref
906 423 0012



Misure / Sizes

A	298 mm
B	16 mm
C	85 mm
D	71 mm
E	130 mm
N	6+1



CEI no.
584.077

O.E.M. Ref
004 420 6920



WVA 29190

Misure / Sizes	137 x 63 x 19,6
Impianto / Equipment :	BOSCH
Quantità / Qty	4

CEI no.
583.068

O.E.M. Ref
639 540 1517
639 540 1417



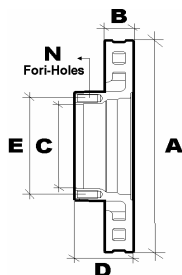
Lunghezza / Length	L=95 mm
Conettore / Connector	OVALE / OVAL
Impianto / Equipment :	BOSCH
Quantità / Qty	2

Post./ Rear

Models Transporter New SPRINTER 3t - 5t
Assali Tipo / Axle Type HL 0/30
209-211-215-218-309-311-315-316-322-509-511-515-518-524 (Telai 906.xxx)

CEI no.
215.185

O.E.M. Ref
906 423 0112



Misure / Sizes

A	303 mm
B	28 mm
C	120 mm
D	93 mm
E	145 mm
N	6



CEI no.

584.048

O.E.M. Ref
004 420 8120



WVA 29217

Misure / Sizes 165 x 79 x 20,6

Impianto / Equipment : BREMBO

Quantità / Qty 4

CEI no.

583.069

O.E.M. Ref
906 540 1317



Lunghezza / Length L=85 mm

Conettore / Connector OVALE / OVAL

Impianto / Equipment : ATE

Quantità / Qty 2

Post./ Rear

Models Transporter New SPRINTER Latest Type dal/since **2006**

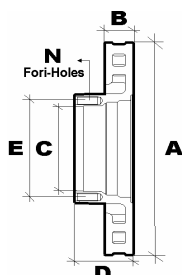
Assali Tipo / Axle Type HL 0/32 - HL 0/34

509-511-515-518-524 (Telai 906.xxx)

CEI no.

215.189

O.E.M. Ref
905 421 0012



Misure / Sizes

A	290 mm
B	26 mm
C	70 mm
D	70 mm
E	96 mm
N	8



CEI no.

584.078

O.E.M. Ref
003 420 4620



WVA

Misure / Sizes 165 x 68 x 20,4

Impianto / Equipment : BREMBO

Quantità / Qty 4

CEI no.

583.020

O.E.M. Ref
669 540 0417
669 540 0517



Lunghezza / Length L=212 mm

Conettore / Connector TONDA/ROUND

Impianto / Equipment : PERROT / WABCO

Quantità / Qty 2

Anter./ Front

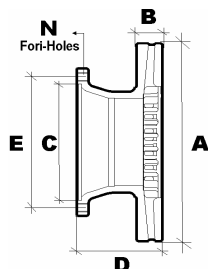
Models Transporter New SPRINTER

616 (Telai 905.xxx)

CEI no.

215.190

O.E.M. Ref
905 420 0072



Misure / Sizes

A	304 mm
B	30 mm
C	104 mm
D	115 mm
E	202 mm
N	6



CEI no.

584.079

O.E.M. Ref
905 420 0020
003 420 4420



WVA 29835

Misure / Sizes

175 x 85 x 21,5

Impianto / Equipment : **BREMBO - LUCAS/GIRLING**

Quantità / Qty 4

CEI no.

583.020

O.E.M. Ref
669 540 0417
669 540 0517



Lunghezza / Length L=212 mm

Conettore / Connector **TONDA/ROUND**

Impianto / Equipment : **PERROT / WABCO**

Quantità / Qty 2

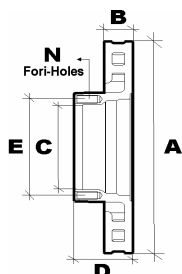
Models Transporter New SPRINTER

616 (Telai 905.xxx)

CEI no.

215.070

O.E.M. Ref
668 421 0112



Misure / Sizes

A	304 mm
B	30 mm
C	118 mm
D	91 mm
E	140 mm
N	6



CEI no.

584.038

O.E.M. Ref
004 420 4820
004 420 6120



WVA 29148 29115 29116

Misure / Sizes

173,6 x 84

Spessore/Thickness (1) = 34 mm (2) = 27 mm

Impianto / Equipment : **LUCAS**

Quantità / Qty 2 + 2

CEI no.

583.020

O.E.M. Ref
669 540 0417
669 540 0517



Lunghezza / Length L=212 mm

Conettore / Connector **TONDA/ROUND**

Impianto / Equipment : **PERROT / WABCO**

Quantità / Qty 2

Models Transporter VARIO

512-612-614 (Telai 667.xxx-668.xxx) - 810-812-814-815 (Telai 670.xxx)

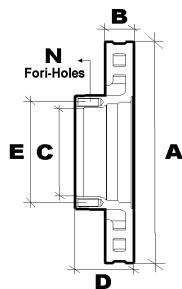
Assale / Axle 730.604 - Tipo Piccolo - Small Type (ø 304)

Anter./ Front

CEI no.

215.071

O.E.M. Ref
668 421 0212



Misure / Sizes

A	324 mm
B	30 mm
C	118 mm
D	91 mm
E	140 mm
N	6



CEI no.

584.038

O.E.M. Ref
004 420 4820
004 420 6120



WVA 29148 29115 29116

Misure / Sizes	173,6 x 84 x 34
Spessore/Thickness	(1) = 34 mm (2) = 27 mm
Impianto / Equipment :	LUCAS
Quantità / Qty	2 + 2

CEI no.

583.020

O.E.M. Ref
669 540 0417
669 540 0517



Lunghezza / Length	L=212 mm
Conettore / Connector	TONDA/ROUND
Impianto / Equipment :	PERROT / WABCO
Quantità / Qty	2

Models Transporter VARIO

810-812-814-815 (Telai 670.xxx)

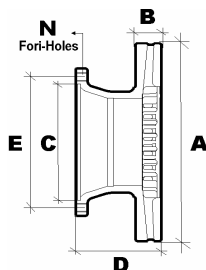
Assale / Axle 730.605-712 - Tipo Grande - Big Type (\varnothing 324)

Anter./ Front

CEI no.

215.072

O.E.M. Ref
668 423 0012



Misure / Sizes

A	304 mm
B	30 mm
C	157 mm
D	121 mm
E	192 mm
N	6



CEI no.

584.038

O.E.M. Ref
004 420 4820
004 420 6120



WVA 29148 29115 29116	
Misure / Sizes	173,6 x 84 x 34
Spessore/Thickness	(1) = 34 mm (2) = 27 mm
Impianto / Equipment :	LUCAS
Quantità / Qty	2 + 2

CEI no.

583.020

O.E.M. Ref
669 540 0417
669 540 0517



Lunghezza / Length	L=212 mm
Conettore / Connector	TONDA/ROUND
Impianto / Equipment :	PERROT / WABCO
Quantità / Qty	2

Models Transporter VARIO

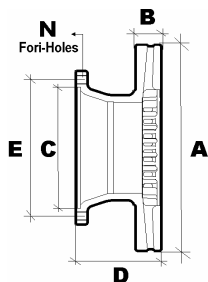
512-612-614 (Telai 667.xxx-668.xxx) | 810-812-814-815 (Telai 670.xxx)

Assale / Axle 742.501 - Tipo Piccolo - Small Type (\varnothing 304)

Post./Rear

CEI no.
215.073

O.E.M. Ref
668 423 0112



Misure / Sizes

A	324 mm
B	30 mm
C	157 mm
D	121 mm
E	192 mm
N	6



CEI no.
584.038

O.E.M. Ref
004 420 4820
004 420 6120



WVA	29148	29115	29116
Misure / Sizes	173,6 x 84 x 34		
Spessore/Thickness	(1) = 34 mm		(2) = 27 mm
Impianto / Equipment :	LUCAS		
Quantità / Qty	2 + 2		

CEI no.
583.020

O.E.M. Ref
669 540 0417
669 540 0517



Lunghezza / Length	L=212 mm
Conettore / Connector	TONDA/ROUND
Impianto / Equipment :	PERROT / WABCO
Quantità / Qty	2

Models Transporter VARIO

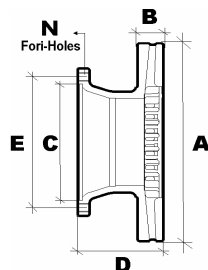
512-612-614 (Telai 667.xxx-668.xxx) | 810-812-814-815 (Telai 669.xxx)

Assale / Axle 742.501 - Tipo Grande - Big Type (\varnothing 324)

Post./Rear

CEI no.
215.074

O.E.M. Ref
668 423 0412
668 423 0212



Misure / Sizes

A	304 mm
B	30 mm
C	120 mm
D	121 mm
E	192 mm
N	6



CEI no.
584.038

O.E.M. Ref
004 420 4820
004 420 6120



WVA	29148	29115	29116
Misure / Sizes	173,6 x 84 x 34		
Spessore/Thickness	(1) = 34 mm		(2) = 27 mm
Impianto / Equipment :	LUCAS		
Quantità / Qty	2 + 2		

CEI no.
583.020

O.E.M. Ref
669 540 0417
669 540 0517



Lunghezza / Length	L=212 mm
Conettore / Connector	TONDA/ROUND
Impianto / Equipment :	PERROT / WABCO
Quantità / Qty	2

Models Transporter VARIO

512-612-614 (Telai 667.xxx-668.xxx) | 810-812-814-815 (Telai 669.xxx)

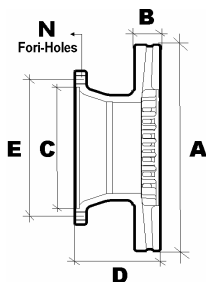
Assale / Axle 742.505 - Tipo Piccolo - Small Type (\varnothing 304)

Post./Rear

CEI no.

215.075

O.E.M. Ref
668 423 0512
668 423 0312



Misure / Sizes

A	324 mm
B	30 mm
C	120 mm
D	121 mm
E	192 mm
N	6



CEI no.

584.038

O.E.M. Ref
004 420 4820
004 420 6120



WVA 29148 29115 29116

Misure / Sizes

173,6 x 84 x 34

Spessore/Thickness (1) = 34 mm (2) = 27 mm

Impianto / Equipment : **LUCAS**

Quantità / Qty

2 + 2

CEI no.

583.020

O.E.M. Ref
669 540 0417
669 540 0517



Lunghezza / Length L=212 mm

Conettore / Connector **TONDA/ROUND**

Impianto / Equipment : **PERROT / WABCO**

Quantità / Qty

2

Models Transporter VARIO

512-612-614 (Telai 667.xxx-668.xxx) | 810-812-814-815 (Telai 669.xxx)

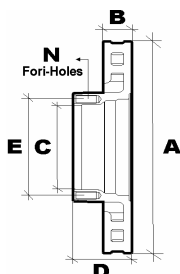
Assale / Axle 742.505 - Tipo Grande - Big Type (\varnothing 324)

Post./Rear

CEI no.

215.077

O.E.M. Ref
970 421 0612
970 421 0212
970 421 0112
970 421 0012



Misure / Sizes

A	335 mm
B	34 mm
C	92 mm
D	102 mm
E	120 mm
N	10



CEI no.

584.038

O.E.M. Ref
003 460 6620
003 420 7220



WVA 29148 29115 29116

Misure / Sizes

173,6 x 84 x 34

Spessore/Thickness (1) = 34 mm (2) = 27 mm

Impianto / Equipment : **LUCAS**

Quantità / Qty

2 + 2

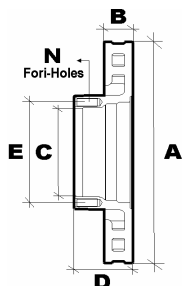
Models ATEGO 1st and 2nd series

712-714-715-814-815-817-818-823-915-917-918-923-925-1015-1017-1018-1023 (Telai 970.xxx-972.xxx-975.xxx-976.xxx)

Anter./Front

CEI no.
215.079

O.E.M. Ref
975 421 0212
975 421 0112
975 421 0012



Misure / Sizes

A	377 mm
B	45 mm
C	106 mm
D	134 mm
E	138 mm
N	14



CEI no.
584.001

O.E.M. Ref
002 420 7920
002 420 7820



WVA	29093	29094	29095
Misure / Sizes	210,5 x 92,4 x 32		
Impianto / Equipment :	KNORR		
Quantità / Qty	4 + KIT		

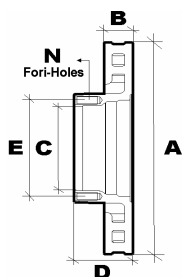
Models ATEGO 1st and 2nd series

1214-1215-1217-1218-1223-1225-1228-1317-1318-1323-1325-1328-1517-1518-1523-1528
(Telai 970.xxx-972.xxx-974.xxx-975.xxx-976.xxx)

Anter./Front

CEI no.
215.099

O.E.M. Ref
970 423 1012
970 423 0612
970 423 0412



Misure / Sizes

A	335 mm
B	34 mm
C	145 mm
D	111 mm
E	177 mm
N	8



CEI no.
584.038

O.E.M. Ref
003 460 6620
003 420 7220



WVA	29148	29115	29116
Misure / Sizes	173,6 x 84 x 34		
Spessore/Thickness	(1) = 34 mm		(2) = 27 mm
Impianto / Equipment :	LUCAS		
Quantità / Qty	2 + 2		

CEI no.
583.070

O.E.M. Ref
000 540 4436



Lunghezza / Length	L=310 mm
Conettore / Connector	OVALE / OVAL
Impianto / Equipment :	
Quantità / Qty	2

Models ATEGO 1st and 2nd series

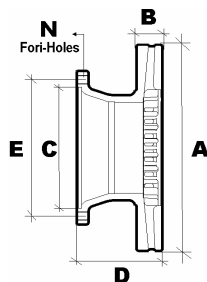
712-714-715-814-815-818-823 (Telai 970.xxx-972.xxx-976.xxx)

Post./Rear

All original equipment manufacturers numbers, symbols, pictures, models and description used in this catalogue are for reference only, and it is not implied that any part listed is the product of these manufacturers. Tutti i nostri particolari non sono originali ma con essi intercambiabili. I riferimenti originali, le figure, i modelli sono esposti a semplice titolo indicativo. La nostra produzione riporta il nostro marchio.

CEI no.
215.078

O.E.M. Ref
970 423 0712
970 423 0512
970 423 0012



Misure / Sizes

A	335 mm
B	34 mm
C	152 mm
D	111 mm
E	177 mm
N	8



CEI no.
584.038

O.E.M. Ref
004 420 6120
003 420 7720



WVA	29148	29115	29116
Misure / Sizes	173,6 x 84 x 34		
Spessore/Thickness	(1) = 34 mm (2) = 27 mm		
Impianto / Equipment :	LUCAS		
Quantità / Qty	2 + 2		

CEI no.
583.070

O.E.M. Ref
000 540 4436



Lunghezza / Length	L=310 mm
Conettore / Connector	OVALE / OVAL
Impianto / Equipment :	
Quantità / Qty	2

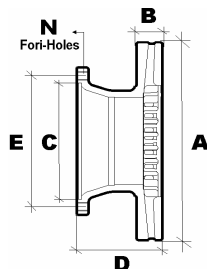
Models ATEGO 1st and 2nd series

915-917-918-923-925-1015-1017-1018-1023 (Telai 970.xxx-972.xxx-974.xxx-975.xxx-976.xxx)

Post./Rear

CEI no.
215.080

O.E.M. Ref
975 423 0612
975 423 0312
975 423 0012



Misure / Sizes

A	377 mm
B	45 mm
C	176 mm
D	138 mm
E	201 mm
N	8



CEI no.
584.001

O.E.M. Ref
002 420 7920
002 420 7820



WVA	29093	29094	29095
Misure / Sizes	210,5 x 92,4 x 32		
Impianto / Equipment :	KNORR		
Quantità / Qty	4 + KIT		

CEI no.
583.070

O.E.M. Ref
000 540 4436



Lunghezza / Length	L=310 mm
Conettore / Connector	OVALE / OVAL
Impianto / Equipment :	
Quantità / Qty	2

Models ATEGO 1st and 2nd series

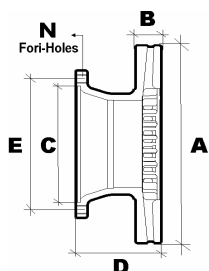
1214-1215-1217-1218-1223-1225-1228-1137-1318-1323-1325-1328-1517-1518-1523-1528 (Telai 970.xxx-972.xxx-974.xxx-975.xxx-976.xxx)

Post./Rear

CEI no.

215.191

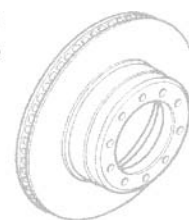
O.E.M. Ref
979 421 0412
979 421 0012



Misure / Sizes

A
B
C
D
E
N

Figura non
disponibile
Picture not
available



CEI no.

584.080

O.E.M. Ref
003 420 9220
004 420 2020

Figura non
disponibile
Picture not
available

WVA

Misure / Sizes

Impianto / Equipment :

Quantità / Qty

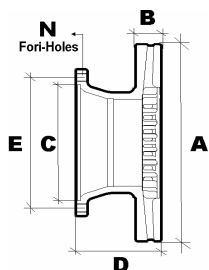
Anter./Front

Models ATEGO 3rd series
710-715-915

CEI no.

215.054

O.E.M. Ref
942 423 0012
942 421 2112
942 421 1112
942 421 1012



Misure / Sizes

A 430 mm
B 45 mm
C 211 mm
D 132,5 mm
E 238 mm
N 10



CEI no.

584.000

O.E.M. Ref
004 420 2220
003 420 3520



WVA 29059 29087 29105

Misure / Sizes

247,6 x 109,5 x 30

Impianto / Equipment :

KNORR

Quantità / Qty

4 + KIT

CEI no.

584.008

O.E.M. Ref
004 420 7020



WVA 29158

Misure / Sizes

210,8 x 108,1 x 30

Impianto / Equipment :

KNORR

Quantità / Qty

4+KIT

Models MAXI-ATEGO, AXOR, ACTROS 1st-2nd-3rd series

Tutti / All **MAXI-ATEGO** Da / From **1823** a / Up to **2628** (Telai 950.500=699 - 957.500=699)

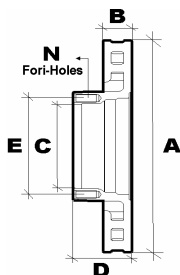
Tutti / All **AXOR** Da / From **1835** a / Up to **2543** (Telai 944.xxx)

Tutti / All **ACTROS** Da / From **1831** a / Up **4150** (Telai da 930 a 934.xxx - Da 950 a 954.xxx)

Anter e Post
Front and Rear

CEI no.
215.175

O.E.M. Ref
943 421 0312



Misure / Sizes

A	430 mm
B	45 mm
C	199 mm
D	143,5 mm
E	168 mm
N	10



CEI no.
584.000

O.E.M. Ref
004 420 2220
003 420 3520



WVA	29059	29087	29105
Misure / Sizes	247,6 x 109,5 x 30		
Impianto / Equipment :	KNORR		
Quantità / Qty	4 + KIT		

CEI no.
584.008

O.E.M. Ref
004 420 7020



WVA	29158
Misure / Sizes	210,8 x 108,1 x 30
Impianto / Equipment :	KNORR
Quantità / Qty	4+KIT

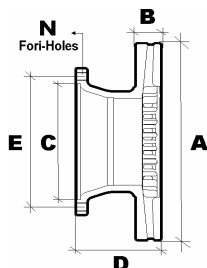
Anter./Front

Models ACTROS 2nd and 3rd series

Tutti / All ACTROS Da / From 1831 a / Up 4150 (Telai da 930 a 934.xxx)

CEI no.
215.192

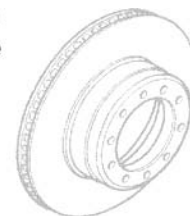
O.E.M. Ref
942 421 2512
942 421 2312



Misure / Sizes

A
B
C
D
E
N

Figura non
disponibile
Picture not
available



CEI no.
584.000

O.E.M. Ref
004 420 2220
003 420 3520



WVA	29059	29087	29105
Misure / Sizes	247,6 x 109,5 x 30		
Impianto / Equipment :	KNORR		
Quantità / Qty	4 + KIT		

CEI no.
584.008

O.E.M. Ref
004 420 7020



WVA	29158
Misure / Sizes	210,8 x 108,1 x 30
Impianto / Equipment :	KNORR
Quantità / Qty	4+KIT

Anter./Front

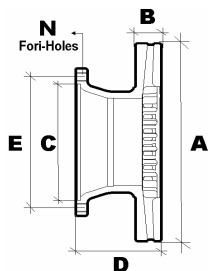
Models ACTROS 2nd and 3rd series

Tutti / All ACTROS Da / From 1831 a / Up 4150 (Telai da 930 a 934.xxx)

CEI no.

215.193

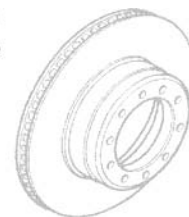
O.E.M. Ref
942 421 1312



Misure / Sizes

A
B
C
D
E
N

Figura non disponibile
Picture not available



CEI no.

584.000

O.E.M. Ref
004 420 2220
003 420 3520

CEI no.

584.008

O.E.M. Ref
004 420 7020



WVA 29059 29087 29105
Misure / Sizes 247,6 x 109,5 x 30
Impianto / Equipment : **KNORR**
Quantità / Qty 4 + KIT



WVA 29158
Misure / Sizes 210,8 x 108,1 x 30
Impianto / Equipment : **KNORR**
Quantità / Qty 4+KIT

Models ACTROS 2nd and 3rd series

Versione con cuscinetti conici compatti / Version with compact conical bearings

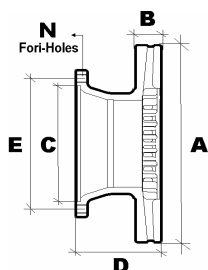
Anter./Front

Tutti / All ACTROS Da / From 1831 a / Up 4150 (Telai da 930 a 934.xxx)

CEI no.

215.030

O.E.M. Ref
356 421 1212
356 421 1012
356 421 0312



Misure / Sizes

A 438 mm
B 45 mm
C 195 mm
D 135 mm
E 235 mm
N 10



CEI no.

584.020

O.E.M. Ref
002 420 5520
000 420 0276



WVA 29030 29053 29083
Misure / Sizes 249,5 x 118,3 x 28,2
Impianto / Equipment : **MERITOR**
Quantità / Qty 4 + MOLLE / SPRINGS

CEI no.

583.021

O.E.M. Ref
356 540 0017



Lunghezza / Length L=500 mm
Conettore / Connector **TONDA/ROUND**
Impianto / Equipment : **LUCAS/GIRLING**
Quantità / Qty 2

Anter e Post
Front and Rear

Models BUS

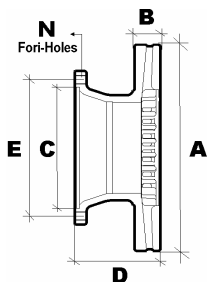
O 350 - O404 (Telai 356.xxx-613.xxx-614.xxx-618.xxx)

All original equipment manufacturers numbers, symbols, models and description used in this catalogue are for reference only, and it is not implied that any part listed is the product of these manufacturers. Tutti i nostri particolari non sono originali ma con essi intercambiabili. I riferimenti originali, le figure, i modelli sono esposti a semplice titolo indicativo. La nostra produzione riporta il nostro marchio.

CEI no.

215.054

O.E.M. Ref
942 423 0012
942 421 1112
942 421 1012



Misure / Sizes

A	430 mm
B	45 mm
C	211 mm
D	132,5 mm
E	238 mm
N	10



CEI no.

584.000

O.E.M. Ref
004 420 2220
003 420 3520



WVA 29059 29087 29105

Misure / Sizes 247,6 x 109,5 x 30

Impianto / Equipment : **KNORR**

Quantità / Qty 4 + KIT

CEI no.

584.008

O.E.M. Ref
004 420 7020



WVA 29158

Misure / Sizes 210,8 x 108,1 x 30

Impianto / Equipment : **KNORR**

Quantità / Qty 4+KIT

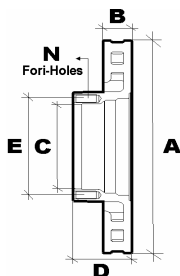
Anter e Post
Front and Rear

Models TRAVEGO
O 580

CEI no.

215.175

O.E.M. Ref
943 421 0312



Misure / Sizes

A	430 mm
B	45 mm
C	199 mm
D	143,5 mm
E	168 mm
N	10



CEI no.

584.000

O.E.M. Ref
004 420 2220
003 420 3520



WVA 29059 29087 29105

Misure / Sizes 247,6 x 109,5 x 30

Impianto / Equipment : **KNORR**

Quantità / Qty 4 + KIT

CEI no.

584.008

O.E.M. Ref
004 420 7020



WVA 29158

Misure / Sizes 210,8 x 108,1 x 30

Impianto / Equipment : **KNORR**

Quantità / Qty 4+KIT

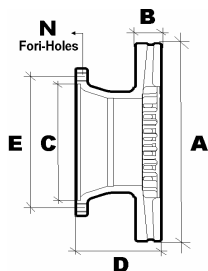
Anter./Front

Models TRAVEGO
O 580

CEI no.

215.011

O.E.M. Ref
179241111307
8284000147



Misure / Sizes


A	396 mm
B	48 mm
C	194 mm
D	119 mm
E	215 mm
N	10



CEI no.

584.081

O.E.M. Ref
8284000209
8285000235



WVA 29747

Misure / Sizes	140 x 121 x 32
Impianto / Equipment :	WABCO
Quantità / Qty	8

Models

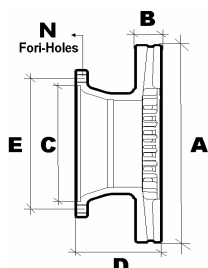
S130 - S140 - S210 - S211 - S212 - S213 - S215 - S216 - S228
1a Generazione / 1st Generation

Anter./ Front

CEI no.

215.009

O.E.M. Ref
1792411111310
KN351605
179241111131B



Misure / Sizes


A	406 mm
B	48 mm
C	194 mm
D	175 mm
E	215 mm
N	10



CEI no.

584.081

O.E.M. Ref
8284000209
8285000235



WVA 29747

Misure / Sizes	140 x 121 x 32
Impianto / Equipment :	WABCO
Quantità / Qty	8

Models

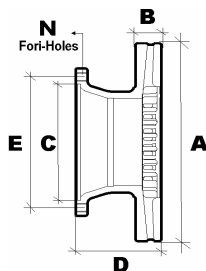
S210 - S211 - S212 - S213 - S215 - S216 - S228
2a Generazione / 2nd Generation

Anter./ Front

CEI no.

215.010

O.E.M. Ref
8285390000
6274210012



Misure / Sizes

A	432 mm
B	45 mm
C	194 mm
D	135 mm
E	220 mm
N	10



CEI no.

584.020

O.E.M. Ref
8285408453
8285408534



WVA 29030 29053 29083

Misure / Sizes 249,5 x 118,3 x 28,2

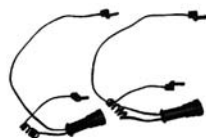
Impianto / Equipment : **MERITOR**

Quantità / Qty 4 + KIT

CEI no.

583.019

O.E.M. Ref
82853884510
81508110004



Lunghezza / Length L=340 mm

Conettore / Connector **TONDA / ROUND**

Impianto / Equipment : **PERROT / WABCO**

Quantità / Qty 2

Anter./ Front

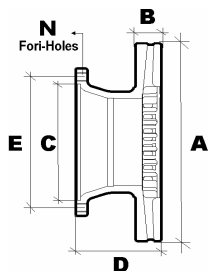
Models

S300 - S309 - S312 - S315

CEI no.

215.029

O.E.M. Ref
81 50803 0010



Misure / Sizes

A	324 mm
B	30 mm
C	135 mm
D	102 mm
E	158 mm
N	10



CEI no.

584.028

O.E.M. Ref
81 50820 6042
81 50820 6020



WVA 29088

29091

Misure / Sizes

175,4 x 86,5 x 27

Impianto / Equipment :

WABCO

Quantità / Qty

4 + MOLLE

CEI no.

584.023

O.E.M. Ref
81 50820 6011
81 50820 6009



WVA 29055

29056

29057

Misure / Sizes

175,8 x 82,5 x 22

Impianto / Equipment :

WABCO

Quantità / Qty

4

CEI no.

583.028

O.E.M. Ref
81 50822 6014
81 50822 6013



Lunghezza / Length

L=248 mm

Conettore / Connector

OVALE/OVAL

Impianto / Equipment :

WABCO

Quantità / Qty

2

CEI no.

583.072

O.E.M. Ref
81 50822 6029
81 50822 6015



Lunghezza / Length

L=395 mm

Conettore / Connector

OVALE / OVAL

Impianto / Equipment :

KNORR

Quantità / Qty

1

Anter./ Front
1A GEN. / 1ST GEN.

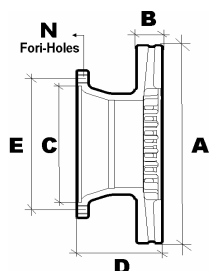
Models L2000

6 Ton / 8 Ton / 9 Ton / 10 Ton / 11 Ton (Telai Lxx Dal / Since 93' Al / To 95')

CEI no.

215.117

O.E.M. Ref
81 50803 0026
81 50803 0024



Misure / Sizes

A	330 mm
B	34 mm
C	135 mm
D	104 mm
E	158 mm
N	10



CEI no.

584.028

O.E.M. Ref
81 50820 6042
81 50820 6020



WVA 29088 29091

Misure / Sizes 175,4 x 86,5 x 27
Impianto / Equipment : **WABCO**
Quantità / Qty 4 + MOLLE

CEI no.

584.023

O.E.M. Ref
81 50820 6011
81 50820 6009



WVA 29055 29056 29057

Misure / Sizes 175,8 x 82,5 x 22
Impianto / Equipment : **WABCO**
Quantità / Qty 4

CEI no.

583.028

O.E.M. Ref
81 50822 6014
81 50822 6013



Lunghezza / Lenght L=248 mm
Conettore / Connector **OVALE / OVAL**
Impianto / Equipment : **WABCO**
Quantità / Qty 2

CEI no.

583.072

O.E.M. Ref
81 50822 6029
81 50822 6015



Lunghezza / Lenght L=395 mm
Conettore / Connector **OVALE / OVAL**
Impianto / Equipment : **KNORR**
Quantità / Qty 1

Anter./ Front
2A GEN. / 2ND GEN.

Models L2000

6 Ton / 8 Ton / 9 Ton / 10 Ton / 11 Ton (Telai L xx Dal / Since 95')

CEI no.

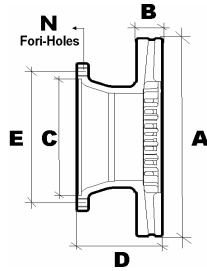
215.100

O.E.M. Ref

81 50803 0057

81 50803 0027

81 50803 0020



Misure / Sizes

A	377 mm
B	45 mm
C	162 mm
D	128 mm
E	195 mm
N	10



CEI no.

584.001

O.E.M. Ref

81 50820 6022

81 50820 6008



WVA 29093 29094 29095

Misure / Sizes 210,5 x 92,4 x 32

Impianto / Equipment : **KNORR**

Quantità / Qty 4 + KIT

CEI no.

583.072

O.E.M. Ref

81 50822 6029

81 50822 6015



Lunghezza / Length **L=395 mm**

Conettore / Connector **OVALE / OVAL**

Impianto / Equipment : **KNORR**

Quantità / Qty 1

Models L2000 - M2000

12 Ton / 13 Ton / 14 Ton (Telai **L** xx Dal / Since 95')

12 Ton / 13 Ton / 14 Ton / 15 Ton (Telai **M** xx Dal / Since 95')

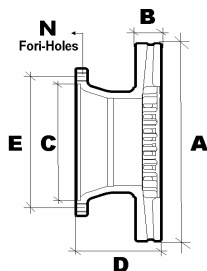
Anter./ Front

All original equipment manufacturers' numbers, symbols, pictures, models and description used in this catalogue are for reference only, and it is not implied that any part listed is the product of these manufacturers. Tutti i nostri particolari non sono originali ma con essi intercambiabili. I riferimenti originali, le figure, i modelli sono esposti a semplice titolo indicativo. La nostra produzione riporta il nostro marchio.

CEI no.

215.090

O.E.M. Ref
81 50803 0039



Misure / Sizes

A	330 mm
B	34 mm
C	145 mm
D	129,5 mm
E	177 mm
N	8



CEI no.

584.028

O.E.M. Ref
81 50820 6042
81 50820 6020



WVA	29088	29091
<i>Misure / Sizes</i>	175,4 x 86,5 x 27	
<i>Impianto / Equipment :</i>	WABCO	
<i>Quantità / Qty</i>	4 + MOLLE	

CEI no.

584.023

O.E.M. Ref
81 50820 6011
81 50820 6009



WVA	29055	29056	29057
<i>Misure / Sizes</i>	175,8 x 82,5 x 22		
<i>Impianto / Equipment :</i>	WABCO		
<i>Quantità / Qty</i>	4		

CEI no.

583.028

O.E.M. Ref
81 50822 6014
81 50822 6013



<i>Lunghezza / Lenght</i>	L=248 mm
<i>Conettore / Connector</i>	OVALE/OVAL
<i>Impianto / Equipment :</i>	MERITOR/WABCO/LUCAS
<i>Quantità / Qty</i>	2

CEI no.

583.072

O.E.M. Ref
81 50822 6029
81 50822 6015



<i>Lunghezza / Lenght</i>	L=395 mm
<i>Conettore / Connector</i>	OVALE / OVAL
<i>Impianto / Equipment :</i>	KNORR
<i>Quantità / Qty</i>	1

Models L2000

6 Ton / 8 Ton / 9 Ton / 10 Ton (Telai L xx Dal / Since 93')
Fissaggio a 8 Bulloni / 8 Bolt Fixing

Post./Rear

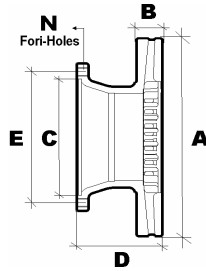
CEI no.

215.089

O.E.M. Ref

81 50803 0061

81 50803 0022



Misure / Sizes

A	330 mm
B	34 mm
C	157 mm
D	124 mm
E	180 mm
N	12



CEI no.

584.020

O.E.M. Ref

81 50820 6046

81 50820 6044



WVA 29030 29113 29083

Misure / Sizes

249,5 x 118,3 x 28,2

Impianto / Equipment :

MERITOR

Quantità / Qty

4 + KIT

CEI no.

583.028

O.E.M. Ref

81 50822 6014

81 50822 6013



Lunghezza / Length

L=248 mm

Conettore / Connector

OVALE/OVAL

Impianto / Equipment :

MERITOR/WABCO/LUCAS

Quantità / Qty

2

CEI no.

583.072

O.E.M. Ref

81 50822 6029

81 50822 6015



Lunghezza / Length

L=395 mm

Conettore / Connector

OVALE / OVAL

Impianto / Equipment :

KNORR

Quantità / Qty

1

Models L2000 - M2000

6 Ton / 8 Ton / 9 Ton / 10 Ton / 11 Ton / 12 Ton (Telai L xx- M xxx Dal / Since 93')

Fissaggio a 10 Bulloni / 10 Bolt Fixing

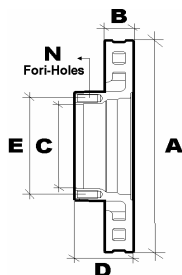
Post./Rear

All original equipment manufacturers numbers, symbols, pictures, models and description used in this catalogue are for reference only, and it is not implied that any part listed is the product of these manufacturers. Tutti i nostri particolari non sono originali ma con essi intercambiabili. I riferimenti originali, le figure, i modelli sono esposti a semplice titolo indicativo. La nostra produzione riporta il nostro marchio.

CEI no.

215.161

O.E.M. Ref
81 50803 0042



Misure / Sizes

A	335 mm
B	34 mm
C	100 mm
D	93 mm
E	122 mm
N	10



CEI no.

584.038

O.E.M. Ref
81 50820 6063
81 50820 6054



WVA	29148	29115	29116
<i>Misure / Sizes</i>	173,6 x 84		
<i>Spessore/Thickness</i>	(1) = 34 mm	(2) = 27 mm	
<i>Impianto / Equipment :</i>	LUCAS		
<i>Quantità / Qty</i>	2 + 2		

CEI no.

584.023

O.E.M. Ref
81 50820 6011
81 50820 6009
Anter./ Front



WVA	29055	29056	29057
<i>Misure / Sizes</i>	175,8 x 82,5 x 22		
<i>Impianto / Equipment :</i>	WABCO		
<i>Quantità / Qty</i>	4		

Models TGL / TGM

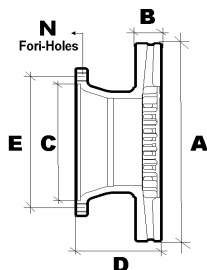
7,5 Ton / 8 Ton (Telai / Chassis Nxx Year 04'→)

15 Ton / 16 Ton / 18 Ton / 26 Ton (Telai / Chassis Nxx Year 05'→)

CEI no.

215.100

O.E.M. Ref
81 50803 0057
81 50803 0027
81 50803 0020



Misure / Sizes

A	377 mm
B	45 mm
C	162 mm
D	128 mm
E	195 mm
N	10



CEI no.

584.001

O.E.M. Ref
81 50820 6022
81 50820 6008



WVA	29093	29094	29095
<i>Misure / Sizes</i>	210,5 x 92,4 x 32		
<i>Impianto / Equipment :</i>	KNORR		
<i>Quantità / Qty</i>	4 + KIT		

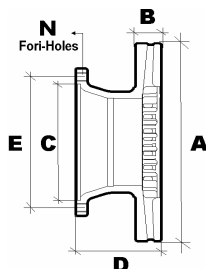
Anter./ Front

Models TGM

15 Ton / 16 Ton / 18 Ton / 26 Ton (Telai / Chassis Nxx Year 05'→)


CEI no.
215.028

O.E.M. Ref
81 50803 0009
81 50803 0014
81 50803 0015



Misure / Sizes

A	438 mm
B	45 mm
C	200 mm
D	135 mm
E	235 mm
N	10



CEI no.
584.020

O.E.M. Ref
81 50820 6046
81 50820 6044



WVA	29030	29113	29083
Misure / Sizes	249,5 x 118,3 x 28,2		
Impianto / Equipment :	MERITOR		
Quantità / Qty	4 + KIT		

CEI no.
583.024

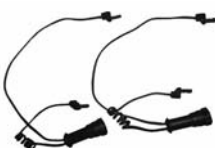
O.E.M. Ref
81 50822 6016
81 50822 6011



Lunghezza / Length	L=338 mm
Conettore / Connector	OVALE/OVAL
Impianto / Equipment :	WABCO LUCAS PAN 19
Quantità / Qty	2

CEI no.
583.019

O.E.M. Ref
81 50811 0004
82 82388 4510



Lunghezza / Length	L=340 mm
Conettore / Connector	TONDA/ROUND
Impianto / Equipment :	PERROT/WABCO
Quantità / Qty	2

CEI no.
584.021

O.E.M. Ref
81 50820 6051
81 50820 6041



WVA	29131	29156
Misure / Sizes	249,3 x 117,9 x 29,8	
Impianto / Equipment :	MERITOR	
Quantità / Qty	4	

CEI no.
583.071

O.E.M. Ref
81 50822 6018



Lunghezza / Length	L=340 mm
Conettore / Connector	OVALE / OVAL
Impianto / Equipment :	
Quantità / Qty	1

Models F90 - M2000 - F2000

18 Ton / 25 Ton (Telai M xxYear Dal / Since 93')

16 Ton / 17 Ton / 19 Ton / 24 Ton / 26 Ton / 28 Ton / 30 Ton / 31 Ton / 32 Ton / 33 Ton 34

Ton 35 Ton (Telai Exx-Fxx-Txx-Uxx Dal / Since 93')

Diam. Interno 200 mm / Inner Diam. 200 mm

Anter./ Front

All original equipment manufacturers numbers, symbols and description used in this catalogue are for reference only, and it is not implied that any part listed is the product of these manufacturers. Tutti i nostri particolari non sono originali ma con essi intercambiabili. I riferimenti originali, le figure, i modelli sono esposti a semplice titolo indicativo. La nostra produzione riporta il nostro marchio.

CEI no.

215.082

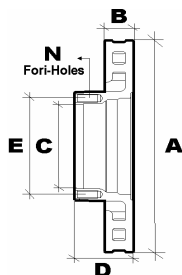
O.E.M. Ref

81 50803 0040

81 50803 0038

81 50803 0033

81 50803 0031



Misure / Sizes

A 432 mm

B 45 mm

C 131 mm

D 130 mm

E 168 mm

N 12



CEI no.

584.020

O.E.M. Ref

81 50820 6046

81 50820 6044



WVA 29030

29113

29083

Misure / Sizes

249,5 x 118,3 x 28,2

Impianto / Equipment : **MERITOR**

Quantità / Qty

4 + KIT

CEI no.

583.024

O.E.M. Ref

81 50822 6016

81 50822 6011



Lunghezza / Length L=338 mm

Conettore / Connector **OVALE/OVAL**

Impianto / Equipment : **WABCO LUCAS PAN 19**

Quantità / Qty

2

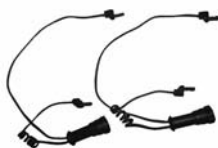
CEI no.

583.019

O.E.M. Ref

81 50811 0004

82 82388 4510



Lunghezza / Length L=340 mm

Conettore / Connector **TONDA/ROUND**

Impianto / Equipment : **PERROT/WABCO**

Quantità / Qty

2


CEI no.

584.021

O.E.M. Ref

81 50820 6051

81 50820 6041



WVA 29131

29156

Misure / Sizes

249,3 x 117,9 x 29,8

Impianto / Equipment : **MERITOR**

Quantità / Qty

4

CEI no.

583.071

O.E.M. Ref

81 50822 6018



Lunghezza / Length L=340 mm

Conettore / Connector **OVALE / OVAL**

Impianto / Equipment :

Quantità / Qty

1

Models M2000 - F2000

18 Ton / 25 Ton (Telai M xxYear Dal / Since 98')

Ponte a Ruote Singole / Single-Tyre Axle

Ton 35 Ton (Telai Txx Dal / Since 98')

Ultime Generazioni - Diam. Interno 131 mm / Latest Generation - Inner Diam. 131 mm

Anter./ Front

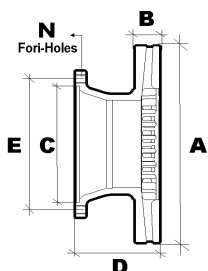
CEI no.

215.083

O.E.M. Ref

81 50803 0041

81 50803 0021



Misure / Sizes

A 432 mm

B 45 mm

C 208 mm

D 135 mm

E 235 mm

N 10



CEI no.

584.020

O.E.M. Ref

81 50820 6046

81 50820 6044



WVA 29030

29113

29083

Misure / Sizes

249,5 x 118,3 x 28,2

Impianto / Equipment :

MERITOR

Quantità / Qty

4 + KIT


CEI no.

583.019

O.E.M. Ref

81 50811 0004

82 82388 4510



Lunghezza / Lenght

L=340 mm

Conettore / Connector

TONDA/ROUND

Impianto / Equipment :

PERROT/WABCO

Quantità / Qty

2

CEI no.

583.024

O.E.M. Ref

81 50822 6016

81 50822 6011



Lunghezza / Lenght

L=338 mm

Conettore / Connector

OVALE/OVAL

Impianto / Equipment :

WABCO LUCAS PAN 19

Quantità / Qty

2


CEI no.

584.021

O.E.M. Ref

81 50820 6051

81 50820 6041



WVA 29131

29156

Misure / Sizes

249,3 x 117,9 x 29,8

Impianto / Equipment :

MERITOR

Quantità / Qty

4

CEI no.

583.071

O.E.M. Ref

81 50822 6018



Lunghezza / Lenght

L=340 mm

Conettore / Connector

OVALE / OVAL

Impianto / Equipment :

Quantità / Qty

1

Models F2000

18 Ton / 25 Ton (Telai M xxYear Dal / Since 98')

16 Ton / 17 Ton / 19 Ton / 24 Ton / 26 Ton / 28 Ton / 30 Ton / 31 Ton / 32 Ton / 33 Ton 34

Ton 35 Ton (Telai Txx Dal / Since 98')

Ultime Generazioni - Diam. Interno 208 mm / Latest Generation - Inner Diam. 208 mm

Posteriore / Rear

CEI no.

215.082

O.E.M. Ref

81 50803 0040

81 50803 0038

81 50803 0033

81 50803 0031

CEI no.

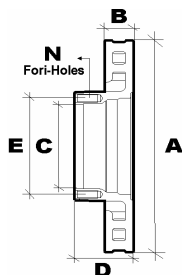
584.000

O.E.M. Ref

81 50820 6056

81 50820 6030

Anter./ Front



Misure / Sizes

A 432 mm

B 45 mm

C 131 mm

D 130 mm

E 168 mm

N 12



WVA 29059

29030

29113

Misure / Sizes

247,6 x 109,5 x 30

Impianto / Equipment : **MERITOR**

Quantità / Qty

4 + KIT

Models TGA - TGS - TGX

16 Ton / 26 Ton / 33 Ton / 35 Ton / 41 Ton ((Telai Txx Dal / Since 98'))

CEI no.

215.194

O.E.M. Ref

81 50803 0056

CEI no.

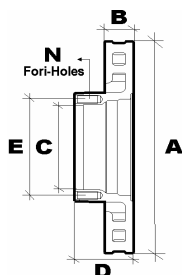
584.000

O.E.M. Ref

81 50820 6056

81 50820 6030

Anter./ Front



Misure / Sizes

A 432 mm

B 42 mm

C 206 mm

D 119 mm

E 229 mm

N 16



WVA 29059

29030

29113

Misure / Sizes

247,6 x 109,5 x 30

Impianto / Equipment : **MERITOR**

Quantità / Qty

4 + KIT

Models TGA - TGS - TGX

16 Ton / 26 Ton / 33 Ton / 35 Ton / 41 Ton ((Telai Txx Dal / Since 98'))

CEI no.

215.195

O.E.M. Ref

81 50803 0064

81 50803 0058

CEI no.

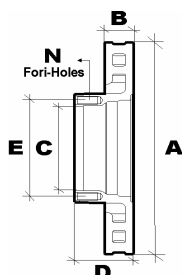
584.000

O.E.M. Ref

81 50820 6056

81 50820 6030

Anter./ Front



Misure / Sizes

A 432 mm

B 42 mm

C 206 mm

D 119 mm

E 229 mm

N 16



WVA 29059

29030

29113

Misure / Sizes

247,6 x 109,5 x 30

Impianto / Equipment : **MERITOR**

Quantità / Qty

4 + KIT

Models TGA - TGS - TGX

16 Ton / 26 Ton / 33 Ton / 35 Ton / 41 Ton ((Telai Txx Dal / Since 98'))

CEI no.

215.083

O.E.M. Ref

81 50803 0041

81 50803 0021

CEI no.

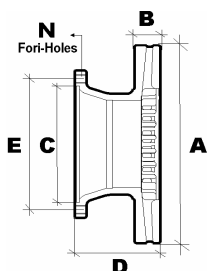
584.000

O.E.M. Ref

81 50820 6056

81 50820 6030

Posteriore / Rear



Misure / Sizes

A 432 mm

B 45 mm

C 208 mm

D 135 mm

E 235 mm

N 10



WVA 29059

29030

29113

Misure / Sizes

247,6 x 109,5 x 30

Impianto / Equipment :

MERITOR

Quantità / Qty

4 + KIT

Models TGA - TGS - TGX

18 Ton / 26 Ton / 33 Ton / 35 Ton / 41 Ton (Telai Hxx Dal / Since 99')

CEI no.

215.082

O.E.M. Ref

81 50803 0040

81 50803 0038

81 50803 0033

81 50803 0031

CEI no.

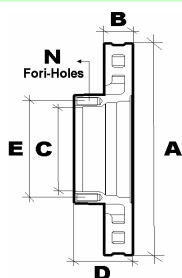
584.020

O.E.M. Ref

81 50820 6046

81 50820 6044

Anter./ Front



Misure / Sizes

A 432 mm

B 45 mm

C 131 mm

D 130 mm

E 168 mm

N 12



WVA 29059

29030

29113

Misure / Sizes

249,5 x 118,3 x 28,2

Impianto / Equipment :

MERITOR

Quantità / Qty

4 + KIT

Models BUS LIONS

CEI no.

215.148

O.E.M. Ref

81 50803 0048

81 50803 0028

CEI no.

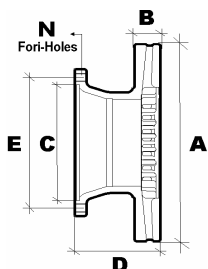
584.020

O.E.M. Ref

81 50820 6046

81 50820 6044

Post./ Rear



Misure / Sizes

A 432 mm

B 45 mm

C 208 mm

D 135 mm

E 235 mm

N 10



WVA 29059

29030

29113

Misure / Sizes

249,5 x 118,3 x 28,2

Impianto / Equipment :

MERITOR

Quantità / Qty

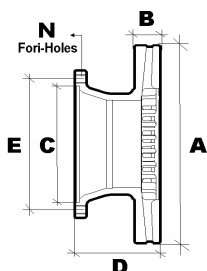
4 + KIT

Models BUS LIONS

CEI no.

215.196

O.E.M. Ref
0821.333.10



Misure / Sizes

A	430 mm
B	45 mm
C	200 mm
D	131 mm
E	235 mm
N	10



Anteriore / Front

Models

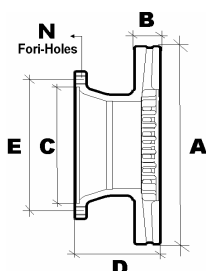
CITYLINER N116 - N116H / EUROLINER SB7000 / JETLINER N212H - N213H/SHD - N214H/SHD / SKYLINER N122 / SPACELINER N117 / STARLINER SB7000 / TRANSLINER N312 - N316

KNOR 37653

CEI no.

215.197

O.E.M. Ref
0821.358.30



Misure / Sizes

A	430 mm
B	45 mm
C	203 mm
D	131 mm
E	235 mm
N	10



Anteriore / Front

Models

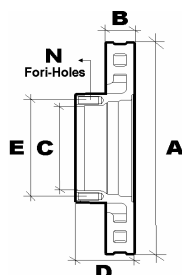
CITYLINER N116 - N116H / EUROLINER SB7000 / JETLINER N212H - N213H/SHD - N214H/SHD / SKYLINER N122 / SPACELINER N117 / STARLINER SB7000 / TRANSLINER N312 - N316

KNOR 37191

CEI no.

215.079

O.E.M. Ref
9754210212



Misure / Sizes

A	377 mm
B	45 mm
C	106 mm
D	134 mm
E	138 mm
N	14



CEI no.

584.001

O.E.M. Ref
002 420 7920
002 420 7820



WVA	29093	29094	29095
<i>Misure / Sizes</i>	210,5 x 92,4 x 32		
<i>Impianto / Equipment :</i>	KNORR		
<i>Quantità / Qty</i>	4 + KIT		

Models

CLUBSTAR SB6000

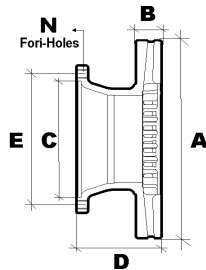
Anteriore / Front

Allestimento Telaio MERCEDES / MERCEDES Chassis

All original equipment manufacturer's numbers, symbols, pictures, models and description used in this catalogue are for reference only, and it is not implied that any part listed is the product of these manufacturers. Tutti i nostri particolari non sono originali ma con essi intercambiabili. I riferimenti originali, le figure, i modelli sono esposti a semplice titolo indicativo. La nostra produzione riporta il nostro marchio.

CEI no.
215.080

O.E.M. Ref
9754230612



Misure / Sizes

A	377 mm
B	45 mm
C	176 mm
D	138 mm
E	201 mm
N	8



CEI no.
584.001

O.E.M. Ref
002 420 7920
002 420 7820



WVA	29093	29094	29095
Misure / Sizes	210,5 x 92,4 x 32		
Impianto / Equipment :	KNORR		
Quantità / Qty	4 + KIT		

CEI no.
583.070

O.E.M. Ref
000 540 4436



Lunghezza / Length	L=310 mm
Conettore / Connector	OVALE / OVAL
Impianto / Equipment :	
Quantità / Qty	2

Models

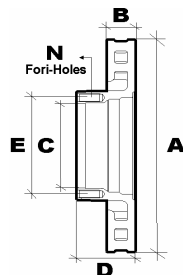
CLUBSTAR SB6000

Allestimento Telaio MERCEDES / MERCEDES Chassis

Posteriore / Rear

CEI no.
215.003

O.E.M. Ref
6704210312



Misure / Sizes

A	324 mm
B	30 mm
C	118 mm
D	91 mm
E	140 mm
N	6



CEI no.
584.038

O.E.M. Ref
004 420 4820
004 420 6120



WVA	29148	29115	29116
Misure / Sizes	173,6 x 84		
Spessore/Thickness	(1) = 34 mm		(2) = 27 mm
Impianto / Equipment :	LUCAS		
Quantità / Qty	2 + 2		

CEI no.
583.020

O.E.M. Ref
669 540 0417
669 540 0517



Lunghezza / Length	L=212 mm
Conettore / Connector	TONDA/ROUND
Impianto / Equipment :	PERROT / WABCO
Quantità / Qty	2

Models

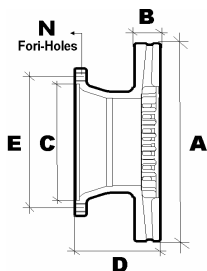
ECONOMY - TEAMSTAR

Allestimento Telaio MERCEDES / MERCEDES Chassis

Anter e Post
Front and Rear

CEI no.
215.028

O.E.M. Ref
81508030009



Misure / Sizes

A	438 mm
B	45 mm
C	200 mm
D	135 mm
E	235 mm
N	10



CEI no.
584.020

O.E.M. Ref
81 50820 6046
81 50820 6044



WVA 29030 29113 29053

Misure / Sizes 249,5 x 118,3 x 28,2

Impianto / Equipment : MERITOR

Quantità / Qty 4 + KIT

CEI no.
583.024

O.E.M. Ref
81 50822 6016
81 50822 6011



Lunghezza / Length L=338 mm


Conettore / Connector OVALE/OVAL

Impianto / Equipment : WABCO LUCAS PAN 19

Quantità / Qty 2

CEI no.
584.021

O.E.M. Ref
81 50820 6051
81 50820 6041



WVA 29131 29156

Misure / Sizes 249,3 x 117,9 x 29,8

Impianto / Equipment : MERITOR

Quantità / Qty 4

CEI no.
583.071

O.E.M. Ref
81 50822 6018



Lunghezza / Length L= 340 mm

Conettore / Connector OVALE / OVAL

Impianto / Equipment :

Quantità / Qty 1

Models

TRANSLINER

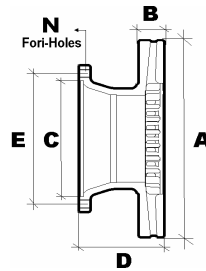
Allestimento Telaio MAN / MAN Chassis

Anteriore / Front

All original equipment manufacturer's numbers, symbols, pictures, models and description used in this catalogue are for reference only, and it is not implied that any part listed is the product of these manufacturers. Tutti i nostri particolari non sono originali ma con essi intercambiabili. I riferimenti originali, le figure, i modelli sono esposti a semplice titolo indicativo. La nostra produzione riporta il nostro marchio.

CEI no.
215.030

O.E.M. Ref
3564211212



Misure / Sizes

A	438 mm
B	45 mm
C	195 mm
D	135 mm
E	235 mm
N	10



CEI no.
584.020

O.E.M. Ref
002 420 5520
000 420 0276



WVA 29030 29053 29083

Misure / Sizes 249,5 x 118,3 x 28,2

Impianto / Equipment : MERITOR

Quantità / Qty 4 + MOLLE / SPRINGS

CEI no.
583.021

O.E.M. Ref
356 540 0017



Lunghezza / Length L=500 mm

Conettore / Connector TONDA/ROUND

Impianto / Equipment : LUCAS/GIRLING

Quantità / Qty 2

Models

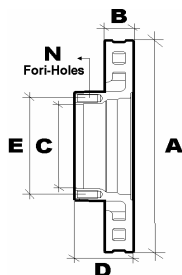
TRANSLINER

Allestimento Telaio MERCEDES / MERCEDES Chassis

Anter e Post
Front and Rear

CEI no.
215.119

O.E.M. Ref
40206-F3902
06100295-0



Misure / Sizes

A	263 mm
B	24 mm
C	96 mm
D	53 mm
E	118 mm
N	5



CEI no.
584.054

O.E.M. Ref
41060G490A
06903100-0



WVA	29034	29035	29220
Misure / Sizes	166,7 x 62 x 17		
Impianto / Equipment :	BENDIX		
Quantità / Qty	4		

Models CABSTAR

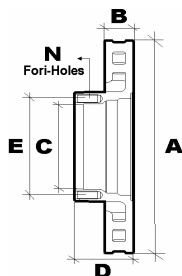
CABSTAR TL/TR (Versione con 5 fori / Version with 5 holes)

Dal / Since **11/1998** Al / To **07/2001**

Anter./ Front

CEI no.
215.120

O.E.M. Ref
40206-F3903
40206-F3901
06100368-0



Misure / Sizes

A	263 mm
B	24 mm
C	96 mm
D	53 mm
E	118 mm
N	6



CEI no.
584.054

O.E.M. Ref
41060G490A
06903100-0



WVA	29034	29035	29220
Misure / Sizes	166,7 x 62 x 17		
Impianto / Equipment :	BENDIX		
Quantità / Qty	4		

Models CABSTAR - TRADE

CABSTAR - TRADE TL/TR (Versione con 6 fori / Version with 6 holes)

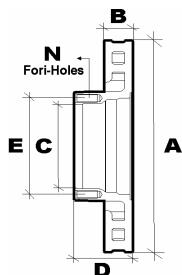
Dal / Since **11/1998** Al / To **05/2001**

Anter./ Front

All original equipment manufacturer's numbers, symbols, pictures, models and description used in this catalogue are for reference only, and it is not implied that any part listed is the product of these manufactures. Tutti i nostri particolari non sono originali ma con essi intercambiabili. I riferimenti originali, le figure, i modelli sono esposti a semplice titolo indicativo. La nostra produzione riporta il nostro marchio.

CEI no.
215.121

O.E.M. Ref
40206-9X200



Misure / Sizes

A	276 mm
B	24 mm
C	96 mm
D	49,50 mm
E	118 mm
N	5



CEI no.
584.055

O.E.M. Ref
41060-9X226



WVA	29435	29434
Misure / Sizes	168,5 x 64,1 x 18	
Impianto / Equipment :	BENDIX	
Quantità / Qty	2+1+1	

CEI no.
584.069

O.E.M. Ref
41060-9X127
41060-9X225



WVA	
Misure / Sizes	166,5 x 62 x 17
Impianto / Equipment :	
Quantità / Qty	4

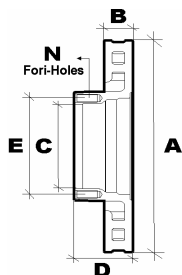
Models CABSTAR
CABSTAR TL/TLR

Dal / Since 05/2001 Al / To 09/2006

Anter./ Front

CEI no.
215.126

O.E.M. Ref
40206-9X403



Misure / Sizes

A	290 mm
B	26 mm
C	96 mm
D	53 mm
E	118
N	6



CEI no.
584.055

O.E.M. Ref
41060-9X226



WVA	29435	29434
Misure / Sizes	168,5 x 64,1 x 18	
Impianto / Equipment :	BENDIX	
Quantità / Qty	2+1+1	

CEI no.
584.069

O.E.M. Ref
41060-9X127
41060-9X225



WVA	
Misure / Sizes	166,5 x 62 x 17
Impianto / Equipment :	
Quantità / Qty	4

Models CABSTAR
CABSTAR TL/TLR

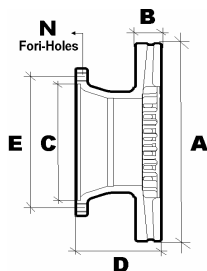
Dal / Since 12/2003 Al / To 09/2006

Anter./ Front

CEI no.

215.204

O.E.M. Ref
40206-9X000



Misure / Sizes

A	322 mm
B	30 mm
C	160 mm
D	115 mm
E	205 mm
N	6+2



CEI no.

584.089

O.E.M. Ref
06902964-0



WVA 29039 29302 21302

Misure / Sizes 175,5 x 78 x 22

Impianto / Equipment : **LUCAS / GIRLING**

Quantità / Qty 4

CEI no.

584.090

O.E.M. Ref
41060-9X425



WVA

Misure / Sizes 175,5 x 78 x 22

Impianto / Equipment :

Quantità / Qty 4

Models ATLEON

ATLEON TK

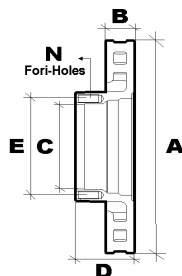
Dal / Since **09/1999** Al / To **04/2001**

Anter./ Front

CEI no.

215.171

O.E.M. Ref
40206-D9200



Misure / Sizes

A	380 mm
B	45 mm
C	158 mm
D	124 mm
E	184 mm
N	12



CEI no.

584.089

O.E.M. Ref
06902964-0



WVA 29039 29302 21302

Misure / Sizes 175,5 x 78 x 22

Impianto / Equipment : **LUCAS / GIRLING**

Quantità / Qty 4

CEI no.

584.090

O.E.M. Ref
41060-9X425



WVA

Misure / Sizes 175,5 x 78 x 22

Impianto / Equipment :

Quantità / Qty 4

Models ATLEON

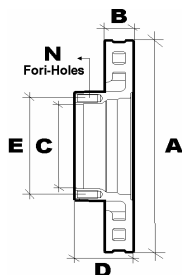
ATLEON TK

Dal / Since **09/1999** Al / To **09/2006**

Anter./ Front

CEI no.
215.122

O.E.M. Ref
40206-9X401



Misure / Sizes

A	282 mm
B	24 mm
C	96 mm
D	49 mm
E	118 mm
N	6



CEI no.
584.055

O.E.M. Ref
41060-9X226



WVA	29435	29434
Misure / Sizes	168,5 x 64,1 x 18	
Impianto / Equipment :	BENDIX	
Quantità / Qty	2+1+1	

CEI no.
584.069

O.E.M. Ref
41060-9X127
41060-9X225



WVA	
Misure / Sizes	166,5 x 62 x 17
Impianto / Equipment :	
Quantità / Qty	4

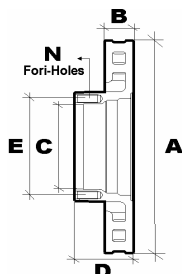
Models ATLEON
ATLEON TK

Dal / Since 05/2001 Al / To 01/2004

Anter./ Front

CEI no.
215.205

O.E.M. Ref
40206-LA600



Misure / Sizes

A	375 mm
B	45 mm
C	169 mm
D	138,5 mm
E	196 mm
N	12



CEI no.
584.009

O.E.M. Ref
D1060-9X60C
41060-9X129



WVA	29160	29161
Misure / Sizes	164,6 x 68 x 20	
Impianto / Equipment :	BREMBO	
Quantità / Qty	4	

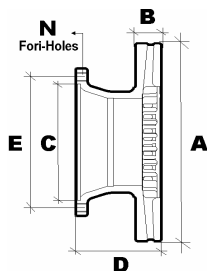
Models ATLEON
ATLEON TK

Dal / Since 12/2005 Al / To 09/2009

Anter./ Front

CEI no.
215.169

O.E.M. Ref
40206-9X001



Misure / Sizes

A	322 mm
B	30 mm
C	160 mm
D	115 mm
E	205 mm
N	6+2



CEI no.
584.089

O.E.M. Ref
06902964-0



WVA	29039	29302	21302
Misure / Sizes	175,5 x 78 x 22		
Impianto / Equipment :	LUCAS / GIRLING		
Quantità / Qty	4		

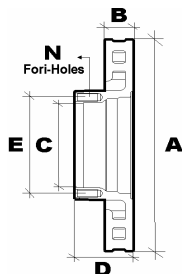
Models ATLEON

ATLEON TK Dal / Since **09/1999** Al / To **01/2004**

Post./Rear

CEI no.
215.206

O.E.M. Ref
40206-9X602



Misure / Sizes

A	375 mm
B	45 mm
C	169 mm
D	138,5 mm
E	196 mm
N	10



CEI no.
584.090


O.E.M. Ref
41060-9X425



WVA	
Misure / Sizes	175,5 x 78 x 22
Impianto / Equipment :	
Quantità / Qty	4

CEI no.
584.091

O.E.M. Ref
44060-9X625



WVA	
Misure / Sizes	210,5 x 95,5 x 30
Impianto / Equipment :	
Quantità / Qty	4

Models ATLEON

ATLEON TK

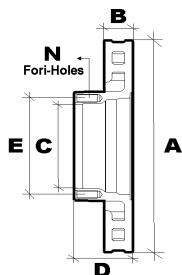
Dal / Since **01/2004** Al / To **10/2005**

Post./Rear

All original equipment manufacturer's numbers, symbols, pictures, models and description used in this catalogue are for reference only, and it is not implied that any part listed is the product of these manufacturers. Tutti i nostri particolari non sono originali ma con essi intercambiabili. I riferimenti originali, le figure, i modelli sono esposti a semplice titolo indicativo. La nostra produzione riporta il nostro marchio.

CEI no.
215.123

O.E.M. Ref
43207-9X100



Misure / Sizes

A	290 mm
B	22 mm
C	110 mm
D	78 mm
E	127 mm
N	8



CEI no.

584.090

O.E.M. Ref
41060-9X425



WVA

Misure / Sizes 175,5 x 78 x 22


Impianto / Equipment :

Quantità / Qty 4

CEI no.

584.091

O.E.M. Ref
44060-9X625



WVA

Misure / Sizes 210,5 x 95,5 x 30

Impianto / Equipment :

Quantità / Qty 4

Models ATLEON

ATLEON TK

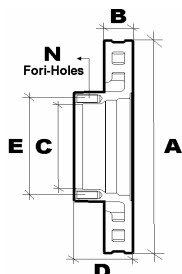
Dal / Since 05/2001 Al / To 09/2006

Post./Rear

CEI no.

215.207

O.E.M. Ref
40206-9X60A



Misure / Sizes


A	290 mm
B	26 mm
C	96 mm
D	53 mm
E	118 mm
N	6



CEI no.

584.092

O.E.M. Ref
41060-MB625



WVA

Misure / Sizes 164,5 x 68 x 20

Impianto / Equipment :

Quantità / Qty 4

CEI no.

584.090

O.E.M. Ref
41060-9X425



WVA

Misure / Sizes 175,5 x 78 x 22

Impianto / Equipment :

Quantità / Qty 4

Models ATLEON

ATLEON TK3

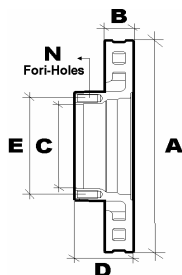
Dal / Since 08/2006

Anter./ Front

All original equipment manufacturers numbers, symbols, pictures, models and description used in this catalogue are for reference only, and it is not implied that any part listed is the product of these manufacturers. Tutti i nostri particolari non sono originali ma con essi intercambiabili. I riferimenti originali, le figure, i modelli sono esposti a semplice titolo indicativo. La nostra produzione riporta il nostro marchio.

CEI no.
215.126

O.E.M. Ref
40206-9X403




Misure / Sizes

A	290 mm
B	26 mm
C	96 mm
D	53 mm
E	118 mm
N	6



CEI no.
584.092

O.E.M. Ref
41060-MB625



WVA

Misure / Sizes	164,5 x 68 x 20
Impianto / Equipment :	
Quantità / Qty	4

CEI no.
584.090

O.E.M. Ref
41060-9X425



WVA

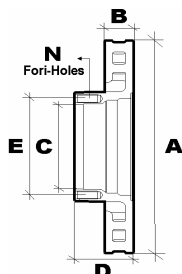
Misure / Sizes	175,5 x 78 x 22
Impianto / Equipment :	
Quantità / Qty	4

Anter./ Front

Models ATLEON
ATLEON TK3
Dal / Since 08/2006

CEI no.
215.205

O.E.M. Ref
40206-LA600



Misure / Sizes

A	375 mm
B	45 mm
C	169 mm
D	138,5 mm
E	196 mm
N	12



CEI no.
584.092

O.E.M. Ref
41060-MB625



WVA

Misure / Sizes	164,5 x 68 x 20
Impianto / Equipment :	
Quantità / Qty	4

CEI no.
584.090

O.E.M. Ref
41060-9X425



WVA

Misure / Sizes	175,5 x 78 x 22
Impianto / Equipment :	
Quantità / Qty	4

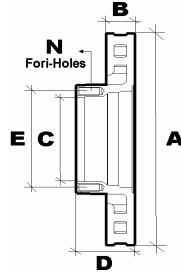
Anter./ Front

Models ATLEON
ATLEON TK3
Dal / Since 08/2006

All original equipment manufacturer's numbers, symbols, pictures, models and description used in this catalogue are for reference only, and it is not implied that any part listed is the product of these manufacturers. Tutti i nostri particolari non sono originali ma con essi intercambiabili. I riferimenti originali, le figure, i modelli sono esposti a semplice titolo indicativo. La nostra produzione riporta il nostro marchio.

CEI no.
215.170

O.E.M. Ref
40206-9X40A
40206-9X407



Misure / Sizes

A	322 mm
B	30 mm
C	160 mm
D	115 mm
E	205 mm
N	6+2



CEI no.

584.092

O.E.M. Ref
41060-MB625



WVA

Misure / Sizes 164,5 x 68 x 20

Impianto / Equipment :

Quantità / Qty 4

CEI no.

584.090

O.E.M. Ref
41060-9X425



WVA

Misure / Sizes 175,5 x 78 x 22

Impianto / Equipment :

Quantità / Qty 4

Anter e Post
Front and Rear

Models ATLEON

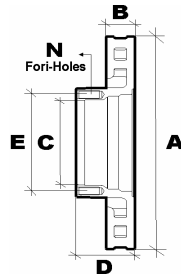
ATLEON TK3

Dal / Since 02/2008

CEI no.

215.123

O.E.M. Ref
43207-9X100



Misure / Sizes

A	290 mm
B	22 mm
C	110 mm
D	78 mm
E	127 mm
N	8



CEI no.

584.092

O.E.M. Ref
41060-MB625



WVA

Misure / Sizes 164,5 x 68 x 20

Impianto / Equipment :

Quantità / Qty 4

CEI no.

584.090

O.E.M. Ref
41060-9X425



WVA

Misure / Sizes 175,5 x 78 x 22

Impianto / Equipment :

Quantità / Qty 4

Post./Rear

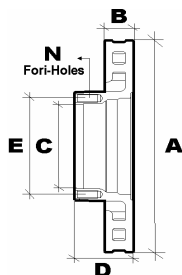
Models ATLEON

ATLEON TK3

Dal / Since 08/2006

CEI no.
215.120

O.E.M. Ref
40206-F3901
40206-F3903
06100368-0



Misure / Sizes

A	263 mm
B	24 mm
C	96 mm
D	53 mm
E	118 mm
N	6



CEI no.
584.054

O.E.M. Ref
41060G490A
06903100-0



WVA	29034	29035	29220
Misure / Sizes	166,7 x 62 x 17		
Impianto / Equipment :	BENDIX		
Quantità / Qty	4		

CEI no.
584.093

O.E.M. Ref
06902852-0



WVA	
Misure / Sizes	175,5 x 78 x 22
Impianto / Equipment :	
Quantità / Qty	4

Models ECOT

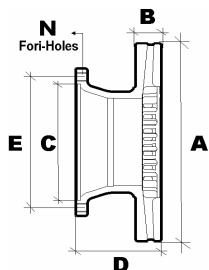
ECOT LTR

Dal / Since **11/1998** Al / To **09/2000**

Anter./ Front

CEI no.
215.124

O.E.M. Ref
06100420-0



Misure / Sizes

A	322 mm
B	30 mm
C	160 mm
D	115 mm
E	205 mm
N	6



CEI no.
584.054

O.E.M. Ref
41060G490A
06903100-0



WVA	29034	29035	29220
Misure / Sizes	166,7 x 62 x 17		
Impianto / Equipment :	BENDIX		
Quantità / Qty	4		

CEI no.
584.093

O.E.M. Ref
06902852-0



WVA	
Misure / Sizes	175,5 x 78 x 22
Impianto / Equipment :	
Quantità / Qty	4

Models ECOT

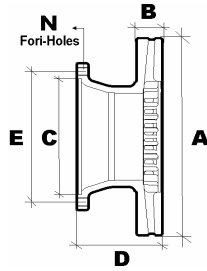
ECOT LTR

Dal / Since **07/1993** Al / To **09/2000**

Anter./ Front

CEI no.
215.125

O.E.M. Ref
06200438-0
06100436-0



Misure / Sizes

A	322 mm
B	30 mm
C	160 mm
D	115 mm
E	205 mm
N	6



CEI no.
584.093

O.E.M. Ref
06902852-0



WVA

Misure / Sizes	175,5 x 78 x 22
Impianto / Equipment :	
Quantità / Qty	4

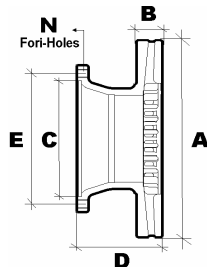
Models ECOT
ECOT LTR

Post./Rear

Dal / Since 07/1993 Al / To 11/2003

CEI no.
215.124

O.E.M. Ref
06100420-0



Misure / Sizes

A	322 mm
B	30 mm
C	160 mm
D	115 mm
E	205 mm
N	6



CEI no.
584.093

O.E.M. Ref
06902852-0



WVA

Misure / Sizes	175,5 x 78 x 22
Impianto / Equipment :	
Quantità / Qty	4

CEI no.
584.089

O.E.M. Ref
06902964-0



WVA 29039 29302 21302

Misure / Sizes	175,5 x 78 x 22
Impianto / Equipment :	LUCAS / GIRLING
Quantità / Qty	4

Models ECOT
ECOT MTR

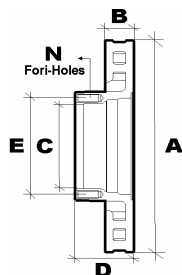
Anter./ Front

Dal / Since 04/1996

CEI no.

215.014

O.E.M. Ref
50 00 396 612



Misure / Sizes


A	276 mm
B	24 mm
C	95 mm
D	44 mm
E	114 mm
N	10



CEI no.

584.082

O.E.M. Ref
50 00 295 329
50 01 834 527



WVA 20706 20707

Misure / Sizes 166,5 x 62 x 17
Impianto / Equipment : **ABEX**
Quantità / Qty 2

CEI no.

583.031

O.E.M. Ref
50 01 822 897/S



Lunghezza / Length L=580 mm
Conettore / Connector **OVALE/OVAL**
Impianto / Equipment : **GIRLING**
Quantità / Qty 2

Anter./ Front
1a GEN. / 1st GEN

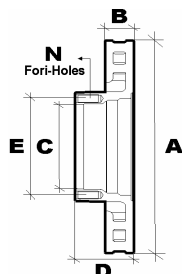
Models Old Generation

J35 - J48 -J55 - J60 - B70 - B80 - B90 - B110 - B120

CEI no.

215.048

O.E.M. Ref
50 10 216 433



Misure / Sizes


A	276 mm
B	24 mm
C	102 mm
D	44 mm
E	120 mm
N	10



CEI no.

584.082

O.E.M. Ref
50 00 295 329
50 01 834 527



WVA 20706 20707

Misure / Sizes 166,7 x 61,6 x 17
Impianto / Equipment : **ABEX**
Quantità / Qty 2

CEI no.

583.031

O.E.M. Ref
50 01 822 897/S



Lunghezza / Length L=580 mm
Conettore / Connector **OVALE/OVAL**
Impianto / Equipment : **GIRLING**
Quantità / Qty 2

Anter./ Front
2a GEN. / 2nd GEN

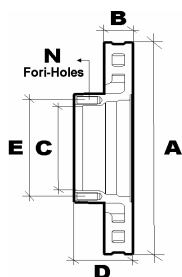
Models Old Generation

B70 - B80 - B90 - B110 - B120

CEI no.

215.049

O.E.M. Ref
50 10 260 604



Misure / Sizes

A	290 mm
B	22 mm
C	102 mm
D	42,50 mm
E	120 mm
N	10



CEI no.

584.014

O.E.M. Ref
50 01 844 747
50 01 850 859



WVA 29121 29374 29357

Misure / Sizes 164,8 x 66,5 x 20,3

Impianto / Equipment : **BREMBO**

Quantità / Qty 4

Models Mascott

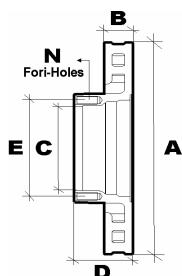
Da 3,5 Ton a 5 Ton / From 3,5 Ton To 5 Ton

Anter./ Front

CEI no.

215.050

O.E.M. Ref
50 10 260 603



Misure / Sizes

A	290 mm
B	26 mm
C	102 mm
D	42 mm
E	120 mm
N	10



CEI no.

584.009

O.E.M. Ref
50 01 844 748



WVA 29160 29161

Misure / Sizes 164,6 x 68 x 20

Impianto / Equipment : **BREMBO**

Quantità / Qty 4

Models Mascott

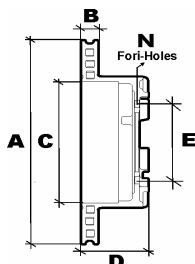
Da 5,5 Ton a 6,5 Ton / From 5,5 Ton To 6,5 Ton

Anter./ Front

CEI no.

215.051

O.E.M. Ref
50 10 260 609



Misure / Sizes

A	290 mm
B	22 mm
C	115 mm
D	78 mm
E	132 mm
N	8



CEI no.

584.014

O.E.M. Ref
50 01 844 747
50 01 850 859



WVA 29121 29374 29357

Misure / Sizes

164,8 x 66,5 x 20,3

Impianto / Equipment : **BREMBO**

Quantità / Qty 4

Post./Rear

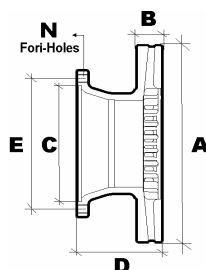
Models Mascott

Da 3,5 Ton a 9 Ton / From 3,5 Ton To 9 Ton

CEI no.

215.038

O.E.M. Ref
50 10 260 101
50 10 216 931



Misure / Sizes

A	304 mm
B	30 mm
C	250 mm
D	135 mm
E	205 mm
N	6



CEI no.

584.083

O.E.M. Ref
50 01 873 217



WVA

Misure / Sizes

174,5 x 85,5 x 21,5

Impianto / Equipment :

Quantità / Qty 4

Anter./ Front

Models MIS Series

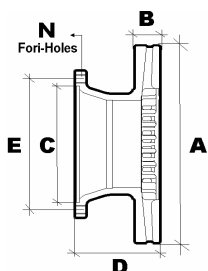
M/S 120-135-140-150-160-180-210-220-230-250 - MIDLINER (GB)

Assale / Axle **E402**

CEI no.

215.039

O.E.M. Ref
50 10 260 102
50 10 216 932



Misure / Sizes

A	322 mm
B	30 mm
C	290 mm
D	140 mm
E	245 mm
N	6



CEI no.

584.084

O.E.M. Ref
50 01 873 218



WVA

<i>Misure / Sizes</i>	175,5 x 78 x 22,5
<i>Impianto / Equipment :</i>	
<i>Quantità / Qty</i>	4

Models MIS Series

M/S 120-135-140-150-160-180-210-220-230-250 - MIDLINER (GB)

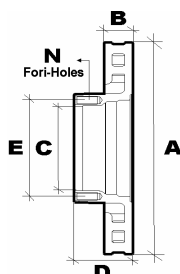
Assale / Axle **E401**

Anter./ Front

CEI no.

189.525

O.E.M. Ref
50 00 450 158
50 00 545 242



Misure / Sizes

A	354 mm
B	30 mm
C	128 mm
D	82 mm
E	151 mm
N	10



CEI no.

584.085

O.E.M. Ref
50 01 821 995
50 00 297 808



WVA 29013

<i>Misure / Sizes</i>	180 x 86 x 20,5
<i>Impianto / Equipment :</i>	
<i>Quantità / Qty</i>	4

Models JIP - MIS Series

JE13 - JE15 / PS150 - PS160 - PA200 - PA210

M/S 130-140-150-160-180-210-220-230-250 - MIDLINER (GB)

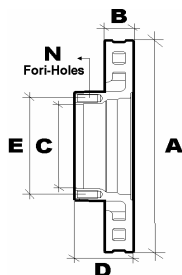
Assale / Axle **E400**

Anter./ Front

CEI no.

215.084

O.E.M. Ref
50 10 260 218



Misure / Sizes


A	380 mm
B	45 mm
C	117 mm
D	85 mm
E	144 mm
N	10



CEI no.

584.042

O.E.M. Ref
50 01 833 104
50 01 857 615




WVA 29100

<i>Misure / Sizes</i>	213,84 x 111,7 x 25
<i>Impianto / Equipment :</i>	MERITOR
<i>Quantità / Qty</i>	4 + MOLLE / SPRINGS

CEI no.

584.057

O.E.M. Ref



WVA 29099

<i>Misure / Sizes</i>	214 x 112 x 25
<i>Impianto / Equipment :</i>	MERITOR
<i>Quantità / Qty</i>	4

Models MIS Series

M/S 150-180-210-220-230-250 / PA200 - PA210 / MIDLUM

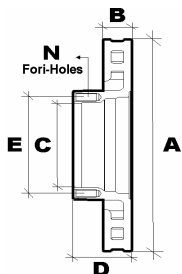
Assale / Axle **E62**

Anter./ Front

CEI no.

215.116

O.E.M. Ref
50 10 422 262



Misure / Sizes

A	330 mm
B	34 mm
C	95 mm
D	80 mm
E	120 mm
N	10



CEI no.

584.028

O.E.M. Ref
50 10 848 607



WVA 29088 29091

<i>Misure / Sizes</i>	175,5 x 85,5 x 26
<i>Impianto / Equipment :</i>	WABCO
<i>Quantità / Qty</i>	4 + MOLLE / SPRINGS

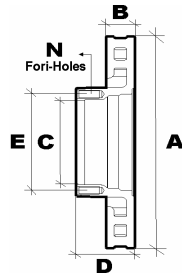
Models MIDLUM

Anter./ Front

CEI no.

215.085

O.E.M. Ref
50 10 525 014



Misure / Sizes

A	375 mm
B	45 mm
C	117 mm
D	99 mm
E	145 mm
N	10



CEI no.

584.051

O.E.M. Ref
50 01 855 902



WVA 29141 29142 29119

Misure / Sizes 204,6 x 99,6 x 30

Impianto / Equipment : **WABCO**

Quantità / Qty 4

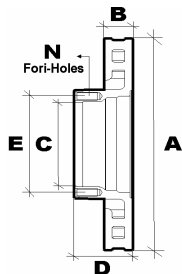
Anter./ Front

Models MIDLUM

CEI no.

215.086

O.E.M. Ref
50 10 598 303
50 10 525 308



Misure / Sizes

A	330 mm
B	34 mm
C	95 mm
D	80 mm
E	118 mm
N	10+2



CEI no.

584.028

O.E.M. Ref
50 10 848 607



WVA 29088 29091

Misure / Sizes 175,5 x 85,5 x 26

Impianto / Equipment : **WABCO**

Quantità / Qty 4 + MOLLE / SPRINGS

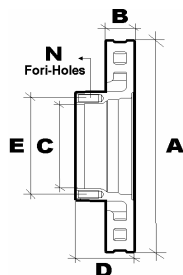
Anter./ Front

Models MIDLUM

CEI no.

215.199

O.E.M. Ref
50 10 598 305



Misure / Sizes

A	375 mm
B	45 mm
C	111 mm
D	119 mm
E	142 mm
N	10+2



CEI no.

584.086

O.E.M. Ref
50 01 866 914
50 10 598 372



WVA 29181

Misure / Sizes	210,5 x 93,5 x 30
Impianto / Equipment :	HALDEX
Quantità / Qty	4

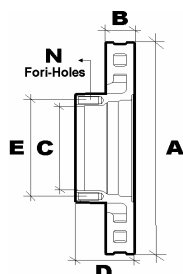
Anter./ Front

Models MIDLUM Dxi

CEI no.

215.200

O.E.M. Ref
50 10 598 308



Misure / Sizes

A	410 mm
B	45 mm
C	194 mm
D	93 mm
E	165 mm
N	10+2



CEI no.

584.086

O.E.M. Ref
50 01 866 914
50 10 598 372



WVA 29181

Misure / Sizes	210,5 x 93,5 x 30
Impianto / Equipment :	HALDEX
Quantità / Qty	4

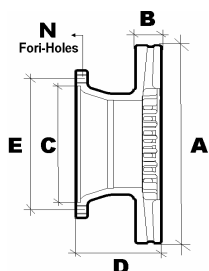
Anter./ Front

Models MIDLUM Dxi

CEI no.

215.101

O.E.M. Ref
50 10 422 263



Misure / Sizes

A	330 mm
B	34 mm
C	194 mm
D	137 mm
E	245 mm
N	6



CEI no.

584.028

O.E.M. Ref
50 10 848 607



WVA 29088

29091

Misure / Sizes

175,5 x 85,5 x 26

Impianto / Equipment :

WABCO

Quantità / Qty

4 + **MOLLE / SPRINGS**

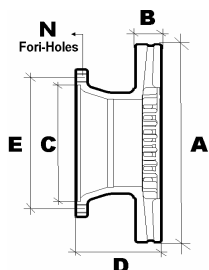
Post./Rear

Models MIDLUM

CEI no.

215.102

O.E.M. Ref
50 10 525 362
50 10 525 015



Misure / Sizes

A	375 mm
B	45 mm
C	222 mm
D	167 mm
E	275 mm
N	8



CEI no.

584.051

O.E.M. Ref
50 01 855 902



WVA 29141

29142

29119

Misure / Sizes

204,6 x 99,6 x 30

Impianto / Equipment :

WABCO

Quantità / Qty

4

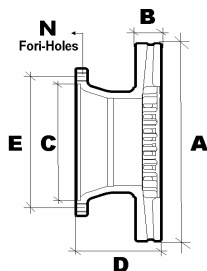
Post./Rear

Models MIDLUM

CEI no.

215.103

O.E.M. Ref
50 10 525 363



Misure / Sizes

A	375 mm
B	45 mm
C	222,1 mm
D	166,5 mm
E	286 mm
N	10



CEI no.

584.051

O.E.M. Ref
50 01 855 902



WVA 29141 29142 29119

Misure / Sizes	204,6 x 99,6 x 30
Impianto / Equipment :	WABCO
Quantità / Qty	4

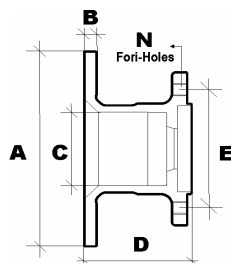
Post./Rear

Models **MIDLUM**

CEI no.

215.104

O.E.M. Ref
50 10 525 508



Misure / Sizes


A	433,5 mm
B	45 mm
C	266,5 mm
D	170,5 mm
E	335 mm
N	10



CEI no.

584.021

O.E.M. Ref
50 01 863 904
50 01 855 646



WVA 29131 29156

Misure / Sizes	249,3 x 117,9 x 29,8
Impianto / Equipment :	MERITOR
Quantità / Qty	4

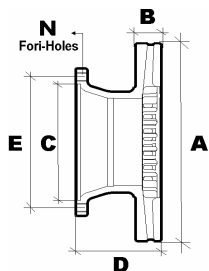
Post./Rear

Models **MIDLUM**

CEI no.

215.162

O.E.M. Ref
50 10 525 364



Misure / Sizes


A	375 mm
B	45 mm
C	262 mm
D	167,5 mm
E	335 mm
N	10



CEI no.

584.087

O.E.M. Ref
50 01 863 324



WVA

Misure / Sizes	210,5 x 92 x 29,5
Impianto / Equipment :	
Quantità / Qty	4

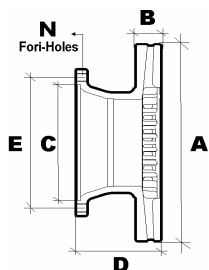
Post./Rear

Models **MIDLUM 4x4**

CEI no.

215.201

O.E.M. Ref
50 10 598 306



Misure / Sizes

A	375 mm
B	45 mm
C	222 mm
D	166,5 mm
E	275 mm
N	8



CEI no.

584.086

O.E.M. Ref
50 01 866 914
50 10 598 372



WVA 29181

Misure / Sizes	210,5 x 93,5 x 30
Impianto / Equipment :	HALDEX
Quantità / Qty	4

Post./Rear

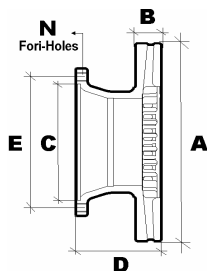
Models **MIDLUM Dxi**

CEI no.

215.202

O.E.M. Ref

50 10 598 307



Misure / Sizes

A	375 mm
B	45 mm
C	262 mm
D	166,5 mm
E	335 mm
N	10



CEI no.

584.086

O.E.M. Ref

50 01 866 914

50 10 598 372



WVA 29181

Misure / Sizes

210,5 x 93,5 x 30

Impianto / Equipment :

HALDEX

Quantità / Qty

4

Post./Rear

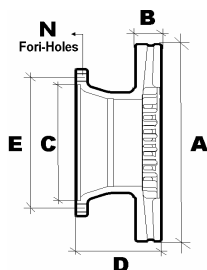
Models MIDLUM Dxi

CEI no.

215.203

O.E.M. Ref

50 10 598 304



Misure / Sizes

A	330 mm
B	34 mm
C	194 mm
D	137 mm
E	245 mm
N	6



CEI no.

584.028

O.E.M. Ref

50 10 848 607



WVA 29088

29091

Misure / Sizes

175,5 x 85,5 x 26

Impianto / Equipment :

WABCO

Quantità / Qty

4 + MOLLE / SPRINGS

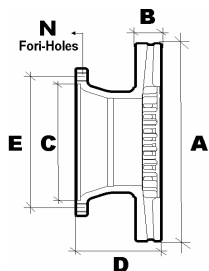
Post./Rear

Models MIDLUM Dxi

CEI no.

215.208

O.E.M. Ref
50 10 598 309



Misure / Sizes


A	410 mm
B	45 mm
C	262 mm
D	166,5 mm
E	335 mm
N	10



CEI no.

584.047

O.E.M. Ref
50 01 864 365



WVA 29173 29203

Misure / Sizes	216,2 x 97 x 29,2
Impianto / Equipment :	MERITOR
Quantità / Qty	4

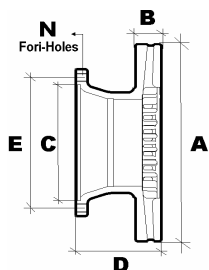
Post./Rear

Models **MIDLUM Dxi**

CEI no.

215.201

O.E.M. Ref
50 10 598 306



Misure / Sizes

A	375 mm
B	45 mm
C	222 mm
D	166,5 mm
E	275 mm
N	8



CEI no.

584.086

O.E.M. Ref
50 01 866 914
50 10 598 372



WVA 29181

Misure / Sizes	210,5 x 93,5 x 30
Impianto / Equipment :	HALDEX
Quantità / Qty	4

Post./Rear

Models **MIDLUM Dxi**

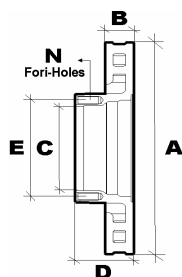
CEI no.

189.526

O.E.M. Ref

50 10 216 548

50 00 792 539



Misure / Sizes

A	440 mm
B	44,5 mm
C	131 mm
D	100 mm
E	165 mm
N	10



CEI no.

584.094

O.E.M. Ref

50 00 297 198

50 01 822 987



WVA 29043 29050 29051

Misure / Sizes

204 x 97 x 24

Impianto / Equipment : **MERITOR**

Quantità / Qty

4

Anter./ Front

Models "R" Series - MAGNUM

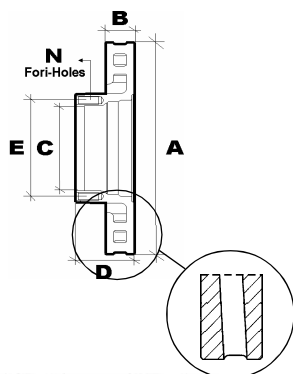
"R" Fino al / Up to 1992 and "R" Dal / Since 1993

MAGNUM 380 / 385 / 420 / 500 / 520 Fino al / Up to 1996

CEI no.

215.017

O.E.M. Ref
50 10 216 437



Misure / Sizes

A	438 mm
B	45 mm
C	131 mm
D	97 mm
E	165 mm
N	10




Tipo di ventilazione
Type of ventilation

CEI no.

584.021

O.E.M. Ref
50 01 863 904
50 01 855 646



WVA 29131

29156

Misure / Sizes 249,3 x 117,9 x 29,8


Impianto / Equipment : **MERITOR**

Quantità / Qty 4

CEI no.

584.095

O.E.M. Ref
50 01 865 750



WVA

Misure / Sizes

250 x 114 x 28

Impianto / Equipment :

Quantità / Qty 4

584.024

O.E.M. Ref
50 01 833 161
50 01 833 114



WVA 29090

Misure / Sizes

249 x 114,4 x 28

Impianto / Equipment : **MERITOR**

Quantità / Qty 4+KIT

Models PREMIUM - MAGNUM

PREMIUM

MAGNUM 380 / 385 / 390 / 420 / 430 / 470 / 500 / 520 / 560 Dal / Since 1996

Vecchio disegno - Old design

Anter./ Front

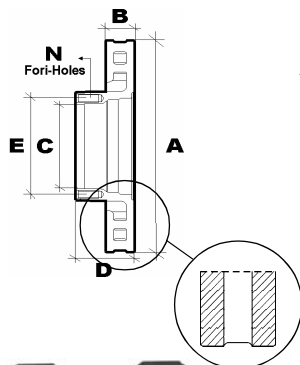
CEI no.

215.053

O.E.M. Ref

50 10 422 593

50 10 422 363



Misure / Sizes

A	434 mm
B	45 mm
C	131 mm
D	97 mm
E	165 mm
N	10



Ultimo tipo di ventilazione
Latest type of ventilation


CEI no.

584.021

O.E.M. Ref

50 01 863 904

50 01 855 646



WVA 29131 29156

Misure / Sizes **249,3 x 117,9 x 29,8**

Impianto / Equipment : **MERITOR**

Quantità / Qty **4**

CEI no.

584.095

O.E.M. Ref

50 01 865 750



WVA

Misure / Sizes **250 x 114 x 28**

Impianto / Equipment :

Quantità / Qty **4**

584.024

O.E.M. Ref

50 01 833 161

50 01 833 114



WVA 29090

Misure / Sizes **249 x 114,4 x 28**

Impianto / Equipment : **MERITOR**

Quantità / Qty **4+KIT**

Models PREMIUM - MAGNUM

PREMIUM

MAGNUM 380 / 385 / 390 / 420 / 430 / 470 / 500 / 520 / 560 Dal / Since 1996

Nuovo Disegno - Progetto MERITOR / New Design - MERITOR Project

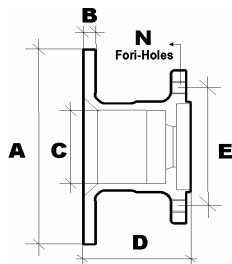
Anter./ Front

All original equipment manufacturer's numbers, symbols, pictures, models and description used in this catalogue are for reference only, and it is not implied that any part listed is the product of these manufactures. Tutti i nostri particolari non sono originali ma con essi intercambiabili. I riferimenti originali, le figure, i modelli sono esposti a semplice titolo indicativo. La nostra produzione riporta il nostro marchio.

CEI no.

215.105

O.E.M. Ref
50 10 422 364



Misure / Sizes


A	434 mm
B	45 mm
C	224 mm
D	160 mm
E	256 mm
N	12



CEI no.

584.021

O.E.M. Ref
50 01 863 904
50 01 855 646



WVA 29131

29156

Misure / Sizes

249,3 x 117,9 x 29,8

Impianto / Equipment :

MERITOR

Quantità / Qty

4

Models **PREMIUM - MAGNUM**

PREMIUM

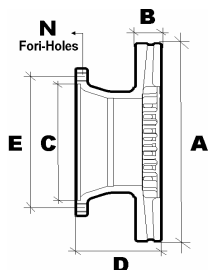
Post./Rear

MAGNUM 380 / 385 / 420 / 500 / 520 Dal / Since 1996 (1a Versione / 1st Version)

CEI no.

215.211

O.E.M. Ref
50 10 525 326



Misure / Sizes

A	434 mm
B	45 mm
C	260 mm
D	163 mm
E	335 mm
N	10



CEI no.

584.021

O.E.M. Ref
50 01 863 904
50 01 855 646



WVA 29131

29156

Misure / Sizes

249,3 x 117,9 x 29,8

Impianto / Equipment :

MERITOR

Quantità / Qty

4

Models **PREMIUM - MAGNUM**

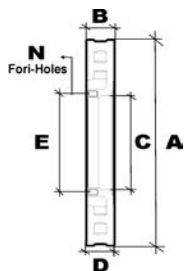
PREMIUM Dal / Since 2000 Al / To 2005

Post./Rear

MAGNUM 400 / 440 / 480 Dal / Since 2000 (2a Versione / 2nd Version)

CEI no.

O.E.M. Ref
50 01 864 498



Misure / Sizes


A	434 mm
B	45 mm
C	220,2 mm
D	45 mm
E	
N	8



CEI no.

584.041

O.E.M. Ref
50 01 864 363
50 01 864 364



WVA 29174

29219

Misure / Sizes

249,6 x 106,9 x 29,2

Impianto / Equipment :

MERITOR

Quantità / Qty

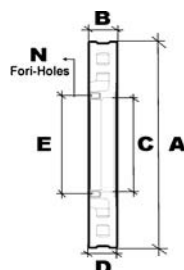
4 + **MOLLE / SPRINGS**

Anter e Post
Front and Rear

Models **PREMIUM Dxi - MAGNUM Dxi**

CEI no.

O.E.M. Ref
S50 01 864 498



Misure / Sizes

A	434 mm
B	45 mm
C	220,2 mm
D	45 mm
E	
N	8



CEI no.

584.041

O.E.M. Ref
50 01 864 363
50 01 864 364



WVA 29174

29219

Misure / Sizes

249,6 x 106,9 x 29,2

Impianto / Equipment :

MERITOR

Quantità / Qty

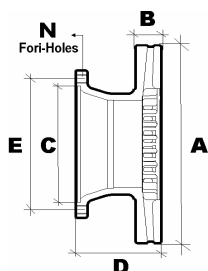
4 + **MOLLE / SPRINGS**

Anter e Post
Front and Rear

Models **PREMIUM Dxi - MAGNUM Dxi**

CEI no.
215.043

O.E.M. Ref
1852817
1402272
1386686



Misure / Sizes

A	430 mm
B	45 mm
C	208 mm
D	131 mm
E	237 mm
N	10



CEI no.
584.000

O.E.M. Ref
1856108
1890861



WVA 29059 29087 29105

Misure / Sizes 247,6 x 109,5 x 30

Impianto / Equipment : **KNORR**

Quantità / Qty 4+KIT

CEI no.
583.007

O.E.M. Ref
1794440
1731309



Lunghezza / Length L=270 mm

Conettore / Connector **KLIPS**

Impianto / Equipment : **KNORR/GIRLING**

Quantità / Qty 2

Models 4 Series / P - G - R - T Series

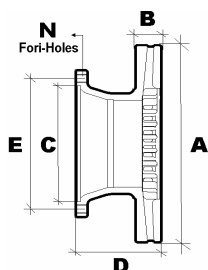
C / G / L / P / R 94 - 114 - 124 - 144

P / G / R / T Series

Anter/ Front

CEI no.
215.127

O.E.M. Ref
1415147



Misure / Sizes

A	430 mm
B	45 mm
C	208 mm
D	131 mm
E	203 mm
N	10 mm



CEI no.
584.000

O.E.M. Ref
1856108
1890861



WVA 29059 29087 29105

Misure / Sizes 247,6 x 109,5 x 30

Impianto / Equipment : **KNORR**

Quantità / Qty 4+KIT

CEI no.
583.007

O.E.M. Ref
1794440
1731309



Lunghezza / Length L=270 mm

Conettore / Connector **KLIPS**

Impianto / Equipment : **KNORR/GIRLING**

Quantità / Qty 2

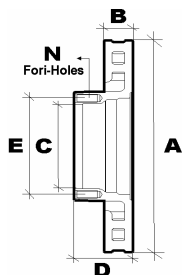
Models Bus

Serie 4 K114/K94/ - Serie F/K/N

Post./Rear

CEI no.
215.026

O.E.M. Ref
6779208
6779205
67792085



Misure / Sizes

A	322 mm
B	30 mm
C	132 mm
D	90 mm
E	154 mm
N	6



CEI no.
584.089

O.E.M. Ref
2761476
3090048



WVA 29039 29302 21302

Misure / Sizes 175,5 x 78 x 22

Impianto / Equipment :

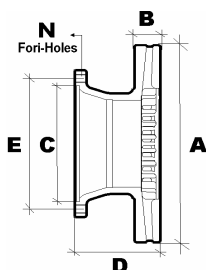
Quantità / Qty 4

Anter./ Front

Models FL
FL4 - FLC

CEI no.
215.027

O.E.M. Ref
6779209
67792093




Misure / Sizes

A	322 mm
B	30 mm
C	164 mm
D	115 mm
E	190 mm
N	6



CEI no.
584.089

O.E.M. Ref
2761476
3090048



WVA 29039 29302 21302

Misure / Sizes 175,5 x 78 x 22

Impianto / Equipment :

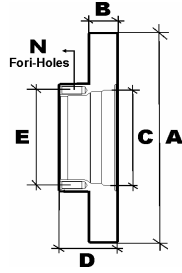
Quantità / Qty 4

Post./Rear

Models FL
FL4 - FLC

All original equipment manufacturer's numbers, symbols, pictures, models and description used in this catalogue are for reference only, and it is not implied that any part listed is the product of these manufacturers. Tutti i nostri particolari non sono originali ma con essi intercambiabili. I riferimenti originali, le figure, i modelli sono esposti a semplice titolo indicativo. La nostra produzione riporta il nostro marchio.

CEI no.
215.209
O.E.M. Ref
3095652



Misure / Sizes

A	336,5 mm
B	30 mm
C	146 mm
D	100,5 mm
E	120 mm
N	10+2



CEI no.
584.037
O.E.M. Ref
3093531



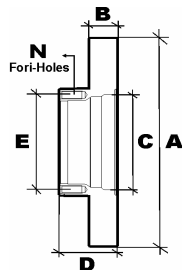
WVA 29136

Misure / Sizes	175,7 x 89,1 x 29,2
Impianto / Equipment :	MERITOR
Quantità / Qty	4

Models FL
FL6

Anter./ Front

CEI no.
215.210
O.E.M. Ref
3095672



Misure / Sizes

A	375 mm
B	45 mm
C	168 mm
D	130 mm
E	138 mm
N	14+2



CEI no.
584.036
O.E.M. Ref
20768115
3093532



WVA 29137

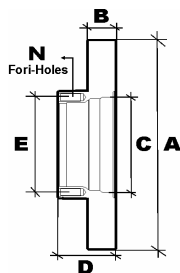
Misure / Sizes	210,1 x 102,4 x 29,2
Impianto / Equipment :	MERITOR
Quantità / Qty	4

Models FL
FL6

Anter./ Front

CEI no.
215.133

O.E.M. Ref
3095632



Misure / Sizes

A	336,5 mm
B	30 mm
C	147,5 mm
D	100,5 mm
E	120 mm
N	10



CEI no.
584.037

O.E.M. Ref
3093531



WVA 29136

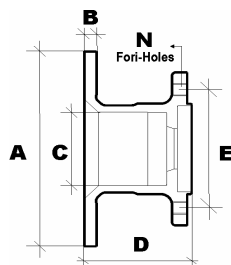
Misure / Sizes	175,7 x 89,1 x 29,2
Impianto / Equipment :	MERITOR
Quantità / Qty	4

Post./Rear

Models FL
FL6 - BRAKE DV TYPE "L"

CEI no.
215.132

O.E.M. Ref
3095673



Misure / Sizes

A	336,5 mm
B	30 mm
C	215,2 mm
D	143 mm
E	275,5 mm
N	8



CEI no.
584.036

O.E.M. Ref
3093532
20768115



WVA 29137

Misure / Sizes	210,1 x 102,4 x 29,2
Impianto / Equipment :	MERITOR
Quantità / Qty	4

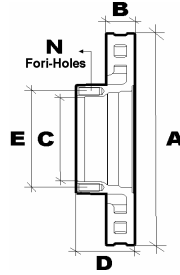
Post./Rear

Models FL
FL6 - BRAKE DV TYPE "H"

All original equipment manufacturer's numbers, symbols, pictures, models and description used in this catalogue are for reference only, and it is not implied that any part listed is the product of these manufacturers. Tutti i nostri particolari non sono originali ma con essi intercambiabili. I riferimenti originali, le figure, i modelli sono esposti a semplice titolo indicativo. La nostra produzione riporta il nostro marchio.

CEI no.
215.001

O.E.M. Ref
6774687
6774686




Misure / Sizes

A	322 mm
B	30 mm
C	132 mm
D	90 mm
E	154 mm
N	8



CEI no.
584.089

O.E.M. Ref
2761476
3090048



WVA	29039	29302	21302
Misure / Sizes	175,5 x 78 x 22		
Impianto / Equipment :	MERITOR		
Quantità / Qty	4		

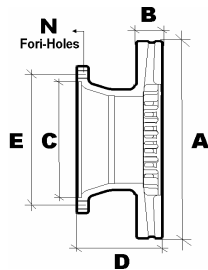
Models FL

FL6
FL6.08 - FL6.15

Anter./ Front

CEI no.
215.025

O.E.M. Ref
6775227
6775229
6775223




Misure / Sizes

A	322 mm
B	30 mm
C	216 mm
D	138 mm
E	275 mm
N	8



CEI no.
584.089

O.E.M. Ref
2761476
3090048



WVA	29039	29302	21302
Misure / Sizes	175,5 x 78 x 22		
Impianto / Equipment :	MERITOR		
Quantità / Qty	4		

Models FL

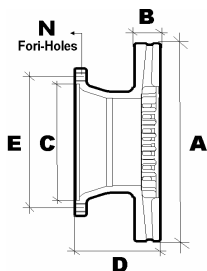
FL6
FL6.08 - FL6.15

Post./Rear

All original equipment manufacturers numbers, symbols, pictures and description used in this catalogue are for reference only, and it is not implied that any part listed is the product of these manufactures. Tutti i nostri particolari non sono originali ma con essi intercambiabili. I riferimenti originali, le figure, i modelli sono esposti a semplice titolo indicativo. La nostra produzione riporta il nostro marchio.

CEI no.
215.174

O.E.M. Ref
6796864



Misure / Sizes

A	322 mm
B	30 mm
C	216 mm
D	138 mm
E	274,5 mm
N	8



CEI no.
584.089

O.E.M. Ref
2761476
3090048



WVA	29039	29302	21302
Misure / Sizes	175,5 x 78 x 22		
Impianto / Equipment :	MERITOR		
Quantità / Qty	4		

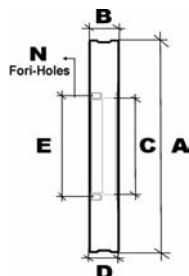
Models FL

FL6
FL6.08 - FL6.15

Post./Rear

CEI no.

O.E.M. Ref
85103809



Misure / Sizes

A	375,5 mm
B	45 mm
C	181,1 mm
D	45
E	
N	6



CEI no.
584.036

O.E.M. Ref
3093532
20768115



WVA	29137
Misure / Sizes	210,1 x 102,4 x 29,2
Impianto / Equipment :	MERITOR
Quantità / Qty	4

Models FH - FM

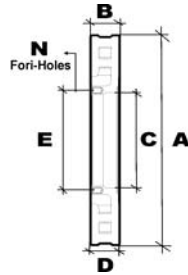
FM9 - FM12 - FH12 - FH16
Diametro / Diameter 370 mm (Non ventilato / Not vented)

Anter e Post
Front and Rear

All original equipment manufacturer's numbers, symbols, pictures, models and description used in this catalogue are for reference only, and it is not implied that any part listed is the product of these manufactures. Tutti i nostri particolari non sono originali ma con essi intercambiabili. I riferimenti originali, le figure, i modelli sono esposti a semplice titolo indicativo. La nostra produzione riporta il nostro marchio.

CEI no.

O.E.M. Ref
85103805



Misure / Sizes

A	375 mm
B	45 mm
C	200 mm
D	45 mm
E	
N	6



CEI no.

584.036

O.E.M. Ref
3093532
20768115



WVA 29137

Misure / Sizes	210,1 x 102,4 x 29,2
Impianto / Equipment :	MERITOR
Quantità / Qty	4

Models FH - FM

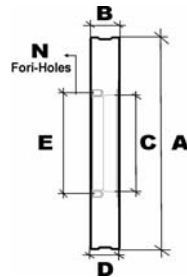
FM9 - FM12 - FH12 - FH16

Diametro / Diameter 370 mm (Ventilato / Vented)

Anter e Post
Front and Rear

CEI no.

O.E.M. Ref
85103806



Misure / Sizes


A	410 mm
B	45 mm
C	220,2 mm
D	45 mm
E	
N	8



CEI no.

584.047

O.E.M. Ref
20568715
20568712



WVA 29173 29203

Misure / Sizes	216,2 x 97 x 29,2
Impianto / Equipment :	MERITOR
Quantità / Qty	4

CEI no.

584.049

O.E.M. Ref
20768101
3099533



WVA 29151

Misure / Sizes	216,1 x 97,1 x 29,2
Impianto / Equipment :	MERITOR
Quantità / Qty	4

Models FH - FM

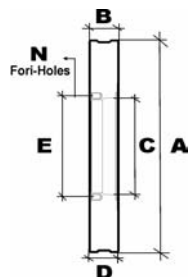
FM9 - FM12 - FH12 - FH16

Diametro / Diameter 410 mm (Non ventilato / Not vented)

Anter e Post
Front and Rear

CEI no.

O.E.M. Ref
85110495
85103804



Misure / Sizes


A	409,5 mm
B	45 mm
C	224 mm
D	45 mm
E	
N	6



CEI no.

584.047

O.E.M. Ref
20568715
20568712



WVA 29173 29203

Misure / Sizes 216,2 x 97 x 29,2

Impianto / Equipment : **MERITOR**

Quantità / Qty 4

CEI no.

584.049

O.E.M. Ref
20768101
3099533



WVA 29151

Misure / Sizes 216,1 x 97,1 x 29,2

Impianto / Equipment : **MERITOR**

Quantità / Qty 4

Anter e Post
Front and Rear

Models FH - FM

FM9 - FM12 - FH12 - FH16

Diametro / Diameter 410 mm (Ventilato / Vented)

All original equipment manufacturer's numbers, symbols, pictures, models and description used in this catalogue are for reference only, and it is not implied that any part listed is the product of these manufacturers.
Tutti i nostri particolari non sono originali ma con essi intercambiabili. I riferimenti originali, le figure, i modelli sono esposti a semplice titolo indicativo. La nostra produzione riporta il nostro marchio.

CEI no.

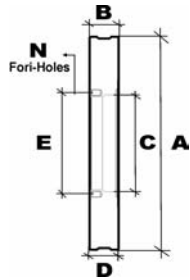
O.E.M. Ref
3092710

CEI no.

584.026

O.E.M. Ref
20768092
20918891

Anter e Post
Front and Rear



Misure / Sizes

A	434 mm
B	45 mm
C	220 mm
D	45 mm
E	
N	8



WVA 29125

Misure / Sizes

249 x 110,9 x 29,5

Impianto / Equipment :

LUCAS/MERITOR

Quantità / Qty

4+MOLLE / SPRINGS

Models FH - FM

FL6 - FM7 - FM9 - FM10 - FM12 - FH12 - FH16 Bus B7R - B12

Diametro / Diameter 430 mm (Non ventilato / Not Vented)

CEI no.

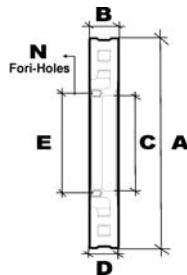
O.E.M. Ref
85103803

CEI no.

584.026

O.E.M. Ref
20768092
20918891

Anter./ Front



Misure / Sizes

A	434 mm
B	45 mm
C	220 mm
D	45 mm
E	
N	8



WVA 29125

Misure / Sizes

249 x 110,9 x 29,5

Impianto / Equipment :

LUCAS/MERITOR

Quantità / Qty

4+MOLLE / SPRINGS

Models FH - FM

FM9 - FM12 - FH12 - FH16

Diametro / Diameter 430 mm (Ventilato / Vented)

CEI no.

215.173

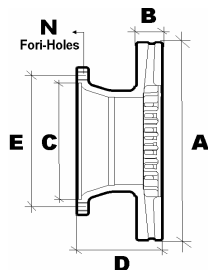
O.E.M. Ref
3112965
31129650

CEI no.

584.024

O.E.M. Ref
20825594
85105485

Anter./ Front



Misure / Sizes

A	438 mm
B	45 mm
C	195 mm
D	127 mm
E	235 mm
N	10



WVA 29090

Misure / Sizes

249 x 114,4 x 28

Impianto / Equipment :

GIRLING

Quantità / Qty

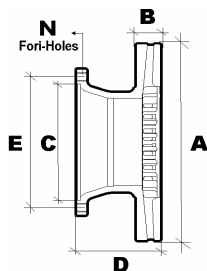
4+KIT

Models BUS

BUS BL10 - B12

CEI no.
215.045

O.E.M. Ref
M069018
M200135
449445



Misure / Sizes

A	430 mm
B	45 mm
C	280 mm
D	155 mm
E	335 mm
N	10



CEI no.
584.000

O.E.M. Ref
449437



WVA	29059	29087	29105
<i>Misure / Sizes</i>	247,6 x 109,5 x 30		
<i>Impianto / Equipment :</i>	KNORR		
<i>Quantità / Qty</i>	4+KIT		

CEI no.
584.003

O.E.M. Ref



WVA	29143	29185
<i>Misure / Sizes</i>	247,4 x 105 x 30	
<i>Impianto / Equipment :</i>	HALDEX	
<i>Quantità / Qty</i>	4+MOLLE / SPRINGS	

CEI no.
583.057

O.E.M. Ref



<i>Lunghezza / Length</i>	L=300 mm
<i>Conettore / Connector</i>	TONDA/ROUND
<i>Impianto / Equipment :</i>	HALDEX/WABCO/KNORR
<i>Quantità / Qty</i>	2

Models D1 Axle - H1 Axle - K1 Axle

(M200135-01/M069018)

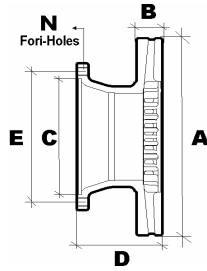
Con ABS / With ABS

Rimorchi / Trailer

All original equipment manufacturer's numbers, symbols, pictures, models and description used in this catalogue are for reference only, and it is not implied that any part listed is the product of these manufacturers. Tutti i nostri particolari non sono originali ma con essi intercambiabili. I riferimenti originali, le figure, i modelli sono esposti a semplice titolo indicativo. La nostra produzione riporta il nostro marchio.

CEI no.
215.108

O.E.M. Ref
449418
M078157



Misure / Sizes

A	377 mm
B	45 mm
C	169 mm
D	138,5 mm
E	195 mm
N	8



CEI no.
584.001

O.E.M. Ref
449412



WVA	29094	29095
Misure / Sizes	210,5 x 92,4 x 32	
Impianto / Equipment :	KNORR	
Quantità / Qty	4+KIT	

CEI no.
583.057

O.E.M. Ref



Lunghezza / Length	L=300 mm
Conettore / Connector	TONDA/ROUND
Impianto / Equipment :	HALDEX/WABCO/KNORR
Quantità / Qty	2

Models K5
K5 (M078157)
Con ABS / With ABS

Rimorchi / Trailer

All original equipment manufacturers numbers, symbols, pictures, models and description used in this catalogue are for reference only, and it is not implied that any part listed is the product of these manufactures.
Tutti i nostri particolari non sono originali ma con essi intercambiabili. I riferimenti originali, le figure, i modelli sono esposti a semplice titolo indicativo. La nostra produzione riporta il nostro marchio.

CEI no.

215.044

O.E.M. Ref

03.088.35.05.0

03.088.35.03.0

03.088.35.05.7

CEI no.

584.005

O.E.M. Ref

09.801.06.45.0

09.801.06.96.0

CEI no.

584.035

O.E.M. Ref

09.801.06.95.0

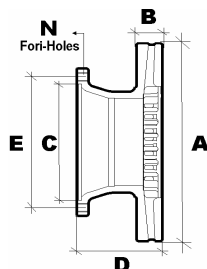
09.801.06.44.0

CEI no.

583.057

O.E.M. Ref

02.331.70.80.0



Misure / Sizes

A 430 mm

B 45 mm

C 290 mm

D 159,5 mm

E 335 mm

N 10



WVA 29167 29216

Misure / Sizes

247,2 x 109,5 x 30

Impianto / Equipment : **KNORR**

Quantità / Qty **4+KIT**



WVA 29171

Misure / Sizes

210,1 x 107,8 x 30

Impianto / Equipment : **KNORR**

Quantità / Qty **4+KIT**



Lunghezza / Length **L=300 mm**

Conettore / Connector **TONDA/ROUND**

Impianto / Equipment : **HALDEX/WABCO/KNORR**

Quantità / Qty **2**

Models SH EcoPlus (SB4345) - Senza ABS / Without ABS

Assale Fisso / Rigid Axle - SH Series (SB4345) EcoPlus Dal / From 4/2000

Rimorchi / Trailer

CEI no.

215.052

O.E.M. Ref

03.088.35.01.0

03.088.35.01.7

CEI no.

584.005

O.E.M. Ref

09.801.06.45.0

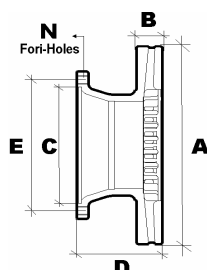
09.801.06.96.0

CEI no.

583.057

O.E.M. Ref

02.331.70.80.0



Misure / Sizes

A 430 mm

B 45 mm

C 290 mm

D 159,5 mm

E 335 mm

N 10



WVA 29167 29216

Misure / Sizes

247,2 x 109,5 x 30

Impianto / Equipment : **KNORR**

Quantità / Qty **4+KIT**



Lunghezza / Length **L=300 mm**

Conettore / Connector **TONDA/ROUND**

Impianto / Equipment : **HALDEX/WABCO/KNORR**

Quantità / Qty **2**

Models SH Series and SH EcoMaxx (SB4345)

Con ABS / With ABS - Assale Fisso / Rigid Axle - SH Series (SB4345)

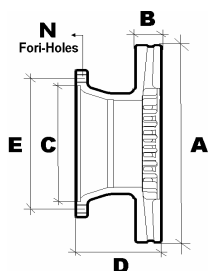
Rimorchi / Trailer

CEI no.

215.109

O.E.M. Ref

03.088.34.01.0
03.088.34.01.7



Misure / Sizes

A	377 mm
B	45 mm
C	230 mm
D	159 mm
E	275 mm
N	8



CEI no.

584.001

O.E.M. Ref

09.801.06.21.0
09.801.02.75.0



WVA 29093 29094 29095

Misure / Sizes 210,5 x 92,4 x 32

Impianto / Equipment : **KNORR**

Quantità / Qty **4+KIT**

CEI no.

583.057

O.E.M. Ref

02.331.70.80.0



Lunghezza / Length **L=300 mm**

Conettore / Connector **TONDA/ROUND**

Impianto / Equipment : **HALDEX/WABCO/KNORR**

Quantità / Qty **2**

Models SKH Series and SKH EcoMaxx (SB3745)

Assale Fisso e Sterzante / Rigid and Steering Axle - SKH Series and EcoMaxx (SB3745)

Serie a 8 FORI / 8 HOLES Series

Senza ABS / Without ABS

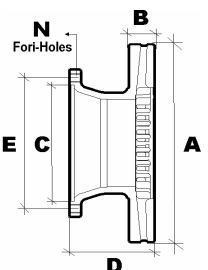
Rimorchi / Trailer

CEI no.

215.110

O.E.M. Ref

03.088.34.03.7
03.088.34.03.0



Misure / Sizes

A	377 mm
B	45 mm
C	230 mm
D	159 mm
E	275 mm
N	8



CEI no.

584.001

O.E.M. Ref

09.801.06.21.0
09.801.02.75.0



WVA 29093 29094 29095

Misure / Sizes 210,5 x 92,4 x 32

Impianto / Equipment : **KNORR**

Quantità / Qty **4+KIT**

CEI no.

583.057

O.E.M. Ref

02.331.70.80.0



Lunghezza / Length **L=300 mm**

Conettore / Connector **TONDA/ROUND**

Impianto / Equipment : **HALDEX/WABCO/KNORR**

Quantità / Qty **2**

Models SKH Series and SKH EcoMaxx (SB3745)

Assale Fisso e Sterzante / Rigid and Steering Axle - SKH Series and EcoMaxx (SB3745)

Serie a 8 FORI / 8 HOLES Series

Con ABS / With ABS

Rimorchi / Trailer

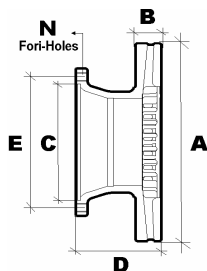
CEI no.

215.111

O.E.M. Ref

03.088.34.09.7

03.088.34.09.0



Misure / Sizes

A	377 mm
B	45 mm
C	230 mm
D	159 mm
E	275 mm
N	8



CEI no.

584.001

O.E.M. Ref

09.801.06.21.0

09.801.02.75.0



WVA 29093 29094 29095

Misure / Sizes

210,5 x 92,4 x 32

Impianto / Equipment : **KNORR**

Quantità / Qty **4+KIT**

CEI no.

583.057

O.E.M. Ref

02.331.70.80.0



Lunghezza / Length **L=300 mm**

Conettore / Connector **TONDA/ROUND**

Impianto / Equipment : **HALDEX/WABCO/KNORR**

Quantità / Qty **2**

Models SKH Series and SKH EcoMaxx (SB3745)

Assale Fisso e Sterzante / Rigid and Steering Axle - SKH Series and EcoMaxx (SB3745)

Serie a 10 FORI / 10 HOLES Series

Con ABS / With ABS

Rimorchi / Trailer

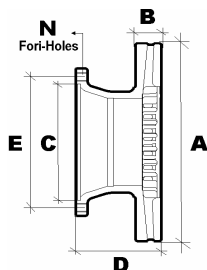
CEI no.

215.035

O.E.M. Ref

03.088.34.04.0

03.088.34.04.7



Misure / Sizes

A	377 mm
B	45 mm
C	290 mm
D	160 mm
E	335 mm
N	10



CEI no.

584.001

O.E.M. Ref

09.801.06.21.0

09.801.02.75.0



WVA 29093 29094 29095

Misure / Sizes

210,5 x 92,4 x 32

Impianto / Equipment : **KNORR**

Quantità / Qty **4+KIT**

CEI no.

583.057

O.E.M. Ref

02.331.70.80.0



Lunghezza / Length **L=300 mm**

Conettore / Connector **TONDA/ROUND**

Impianto / Equipment : **HALDEX/WABCO/KNORR**

Quantità / Qty **2**

Models SKH Series and SKH EcoMaxx (SB3745)

Assale Fisso e Sterzante / Rigid and Steering Axle - SKH Series and EcoMaxx (SB3745)

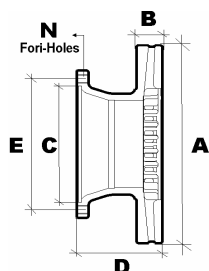
Serie a 10 FORI / 10 HOLES Series

Con ABS / With ABS

Rimorchi / Trailer

CEI no.
215.034

O.E.M. Ref
03.088.34.06.0
03.088.34.02.0
03.088.34.06.7



Misure / Sizes

A	377 mm
B	45 mm
C	290 mm
D	160 mm
E	335 mm
N	10



CEI no.
584.001

O.E.M. Ref
09.801.06.21.0
09.801.02.75.0



WVA 29093 29094 29095

Misure / Sizes 210,5 x 92,4 x 32

Impianto / Equipment : **KNORR**

Quantità / Qty 4+KIT

CEI no.
583.057

O.E.M. Ref
02.331.70.80.0



Lunghezza / Length L=300 mm

Conettore / Connector **TONDA/ROUND**

Impianto / Equipment : **HALDEX/WABCO/KNORR**

Quantità / Qty 2

Models SKH EcoPlus (SB3745)

Assale Sterzante / Steering Axle - SKH EcoPlus (SB3745)

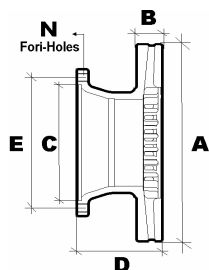
Serie a 10 FORI / 10 HOLES Series

Senza ABS / Without ABS

Rimorchi / Trailer

CEI no.
215.165

O.E.M. Ref
03.088.34.07.0
03.088.34.07.1
03.088.34.07.0



Misure / Sizes

A	377 mm
B	45 mm
C	222,2 mm
D	164,5 mm
E	286 mm
N	10



CEI no.
584.001

O.E.M. Ref
09.801.06.21.0
09.801.02.75.0



WVA 29093 29094 29095

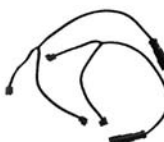
Misure / Sizes 210,5 x 92,4 x 32

Impianto / Equipment : **KNORR**

Quantità / Qty 4+KIT

CEI no.
583.057

O.E.M. Ref
02.331.70.80.0



Lunghezza / Length L=300 mm

Conettore / Connector **TONDA/ROUND**

Impianto / Equipment : **HALDEX/WABCO/KNORR**

Quantità / Qty 2

Models SKH EcoPlus - EcoMaxx (SB3745)

Ultimo tipo / Latest type

Serie a 10 FORI / 10 HOLES Series

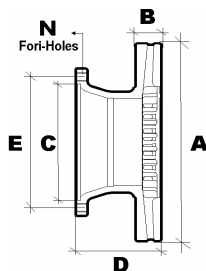
Senza ABS / Without ABS

Rimorchi / Trailer

CEI no.

215.047

O.E.M. Ref
03.088.34.08.0
03.088.34.08.7



Misure / Sizes

A	377 mm
B	45 mm
C	290 mm
D	169 mm
E	335 mm
N	10



CEI no.

584.001

O.E.M. Ref
09.801.06.21.0
09.801.02.75.0



WVA 29093 29094 29095

Misure / Sizes	210,5 x 92,4 x 32
Impianto / Equipment :	KNORR
Quantità / Qty	4+KIT

CEI no.

583.057

O.E.M. Ref
02.331.70.80.0



Lunghezza / Length	L=300 mm
Conettore / Connector	TONDA/ROUND
Impianto / Equipment :	HALDEX/WABCO/KNORR
Quantità / Qty	2

Models SKHB EcoPlus (SB3745)

Assale Sterzante / Steering Axle - SKHB EcoPlus SOLO campanatura / Only Camber 120 (SB3745)

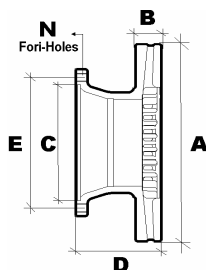
Rimorchi / Trailer

Serie a 10 FORI / 10 HOLES Series Con ABS / With ABS

CEI no.

215.131

O.E.M. Ref
03.088.34.10.0
03.088.34.10.7



Misure / Sizes

A	377 mm
B	45 mm
C	294 mm
D	159,5 mm
E	335 mm
N	10



CEI no.

584.004

O.E.M. Ref
09.801.06.43.0
09.801.07.09.0



WVA 29165 29215

Misure / Sizes	210,2 x 92,5 x 30
Impianto / Equipment :	KNORR
Quantità / Qty	4+KIT

CEI no.

583.057

O.E.M. Ref
02.331.70.80.0



Lunghezza / Length	L=300 mm
Conettore / Connector	TONDA/ROUND
Impianto / Equipment :	HALDEX/WABCO/KNORR
Quantità / Qty	2

Models EcoPlus

SOLO campanatura / Only Camber 120
Dal / Since 05/2003

Rimorchi / Trailer

CEI no.

215.054

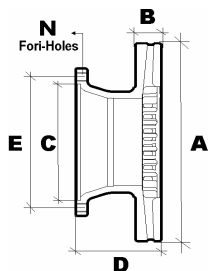
O.E.M. Ref

942 421 2112

942 421 1112

942 421 1012

942 421 0912



Misure / Sizes

A 430 mm

B 45 mm

C 211 mm

D 133 mm

E 238 mm

N 10



CEI no.

584.000

O.E.M. Ref

004 420 2220

003 420 3520



WVA 29059 29087 29105

Misure / Sizes 247,6 x 109,5 x 30

Impianto / Equipment : **KNORR**

Quantità / Qty **4+KIT**

Models

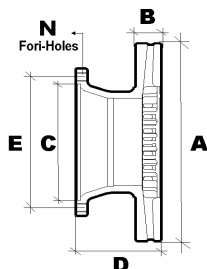
Assali MB per Rimorchi / MB Axles for Trailers

Nuovo Disegno / New Design

Rimorchi / Trailer

CEI no.
215.041

O.E.M. Ref
21224263



Misure / Sizes

A	378 mm
B	45 mm
C	225 mm
D	150 mm
E	275 mm
N	8



CEI no.
584.025

O.E.M. Ref
MDP5076
MDP1314



WVA 29124

Misure / Sizes	205,5 x 102 x 27
Impianto / Equipment :	MERITOR
Quantità / Qty	4+ MOLLE/SPRINGS

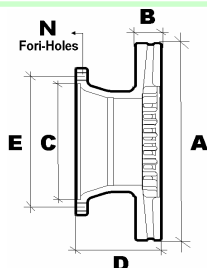
Models LM - LMC

Rimorchi / Trailer

LM/LMC DX195 Serie a 8 FORI / 8 HOLES Series (Senza ABS/Without ABS)

CEI no.
215.040

O.E.M. Ref
21225115



Misure / Sizes

A	378 mm
B	45 mm
C	222 mm
D	150 mm
E	250 mm
N	10



CEI no.
584.025

O.E.M. Ref
MDP5076
MDP1314



WVA 29124

Misure / Sizes	205,5 x 102 x 27
Impianto / Equipment :	MERITOR
Quantità / Qty	4+ MOLLE / SPRINGS

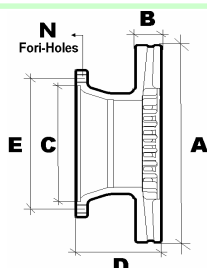
Models LM - LMC

Rimorchi / Trailer

LM/LMC DX195 Serie a 10 FORI/10 HOLES Series (Senza ABS/Without ABS)

CEI no.
215.112

O.E.M. Ref
21227349
MBR9018



Misure / Sizes

A	378 mm
B	45 mm
C	222 mm
D	150 mm
E	250 mm
N	10



CEI no.
584.025

O.E.M. Ref
MDP5076
MDP1314



WVA 29124

Misure / Sizes	205,5 x 102 x 27
Impianto / Equipment :	MERITOR
Quantità / Qty	4+ MOLLE / SPRINGS

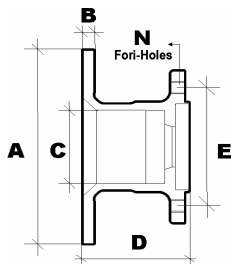
Models LM - LMC

Rimorchi / Trailer

LM/LMC DX195 Serie a 10 FORI / 10 HOLES Series (Con ABS / With ABS)

CEI no.
215.134

O.E.M. Ref
MBR 9001
68323233




Misure / Sizes

A	375 mm
B	45 mm
C	225,5 mm
D	150 mm
E	275 mm
N	8



CEI no.
584.037

O.E.M. Ref
3093531



WVA 29136

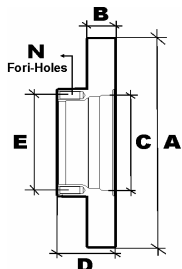
Misure / Sizes	175,7 x 89,1 x 29,2
Impianto / Equipment :	MERITOR
Quantità / Qty	4

Rimorchi / Trailer

Models B-DUCO
B-DUCO

CEI no.
215.133

O.E.M. Ref
MBR 9002
68323231




Misure / Sizes

A	336,5 mm
B	30 mm
C	147,5 mm
D	100,5 mm
E	120 mm
N	10



CEI no.
584.037

O.E.M. Ref
3093531



WVA 29136

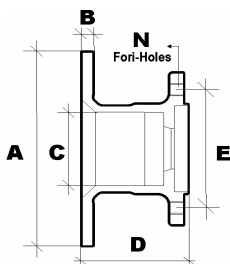
Misure / Sizes	175,7 x 89,1 x 29,2
Impianto / Equipment :	MERITOR
Quantità / Qty	4

Rimorchi / Trailer

Models B-DUCO
B-DUCO

CEI no.
215.132

O.E.M. Ref
MBR 9003
68323210



Misure / Sizes

A	336,5 mm
B	30 mm
C	215,2 mm
D	143 mm
E	275,5 mm
N	8



CEI no.
584.036

O.E.M. Ref
MDP5053
MDP5089



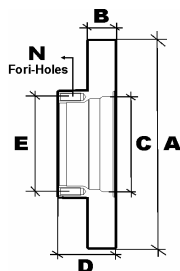
WVA 29137

Misure / Sizes	210,1 x 102,4 x 29,2
Impianto / Equipment :	MERITOR
Quantità / Qty	4

Rimorchi / Trailer

Models G-DUCO
C-DUCO

CEI no.
215.136
O.E.M. Ref
MBR 9000



Misure / Sizes

A	375 mm
B	45 mm
C	168,8 mm
D	130 mm
E	138 mm
N	14



CEI no.
584.036
O.E.M. Ref
MDP5053
MDP5089



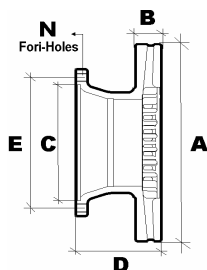
WVA 29137

Misure / Sizes	210,1 x 102,4 x 29,2
Impianto / Equipment :	MERITOR
Quantità / Qty	4

Rimorchi / Trailer

Models C-DUCO
C-DUCO

CEI no.
215.113
O.E.M. Ref
MBR 9004
68323825



Misure / Sizes

A	434 mm
B	45 mm
C	222 mm
D	150 mm
E	250 mm
N	10



CEI no.
584.026
O.E.M. Ref
MDP5057
MDP1388



WVA 29125

Misure / Sizes	249 x 110,9 x 29,5
Impianto / Equipment :	LUCAS/MERITOR
Quantità / Qty	4+MOLLE / SPRINGS

CEI no.
584.049
O.E.M. Ref



WVA 29151

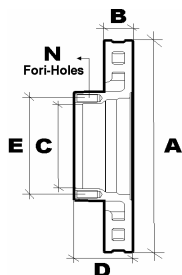
Misure / Sizes	216,1 x 97,1 x 29,2
Impianto / Equipment :	MERITOR
Quantità / Qty	4+MOLLE / SPRINGS

Rimorchi / Trailer

Models D-DUCO
D-DUCO

All original equipment manufacturer's numbers, symbols, pictures, models and description used in this catalogue are for reference only, and it is not implied that any part listed is the product of these manufactures. Tutti i nostri particolari non sono originali ma con essi intercambiabili. I riferimenti originali, le figure, i modelli sono esposti a semplice titolo indicativo. La nostra produzione riporta il nostro marchio.


CEI no.
215.135
O.E.M. Ref
MBR 9008
68323552



Misure / Sizes	
A	434 mm
B	45 mm
C	194,2 mm
D	97 mm
E	165 mm
N	10



CEI no.
584.021
O.E.M. Ref
MDP5073
MDP1404

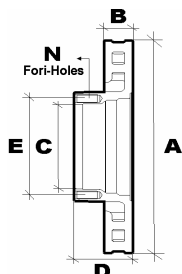


WVA	29131	29156
Misure / Sizes	249,3 x 117,9 x 29,8	
Impianto / Equipment :	MERITOR	
Quantità / Qty	4	

Models D-DUCO
D-DUCO ELSA 2

Rimorchi / Trailer

CEI no.
215.172
O.E.M. Ref
MBR9014
68325372



Misure / Sizes	
A	376,5 mm
B	45 mm
C	225 mm
D	150 mm
E	275 mm
N	8



CEI no.
584.022
O.E.M. Ref
MDP5093
MDP5100



WVA	29169	29177
Misure / Sizes	210,3 x 100 x 30	
Impianto / Equipment :	MERITOR	
Quantità / Qty	4	

Models ELSA
ELSA 195

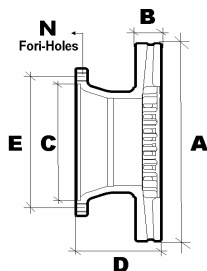
Rimorchi / Trailer

All original equipment manufacturers numbers, symbols, pictures, models and description used in this catalogue are for reference only, and it is not implied that any part listed is the product of these manufacturers. Tutti i nostri particolari non sono originali ma con essi intercambiabili. I riferimenti originali, le figure, i modelli sono esposti a semplice titolo indicativo. La nostra produzione riporta il nostro marchio.

CEI no.

215.046

O.E.M. Ref
4 079 0003 00



Misure / Sizes

A	430 mm
B	45 mm
C	276 mm
D	161 mm
E	335 mm
N	10



CEI no.

584.000

O.E.M. Ref
3 057 0079 00
3 057 0077 00



WVA 29059 29087 29105

Misure / Sizes 247,6 x 109,5 x 30
Impianto / Equipment : **KNORR**
Quantità / Qty 4+KIT

CEI no.

584.003

O.E.M. Ref
3 057 3179 00



WVA 29143 29185

Misure / Sizes 247,4 x 105 x 30
Impianto / Equipment : **HALDEX**
Quantità / Qty 4+MOLLE / SPRINGS

CEI no.

584.007

O.E.M. Ref
3 057 3179 00



WVA 29120

Misure / Sizes 247,4 x 105 x 30
Impianto / Equipment : **HALDEX**
Quantità / Qty 4+MOLLE / SPRINGS

CEI no.

583.064

O.E.M. Ref
3 424 2006 00



Lunghezza / Length L=760 mm
Conettore / Connector OVALE / OVAL
Impianto / Equipment : **HALDEX**
Quantità / Qty 2

CEI no.

583.057

O.E.M. Ref



Lunghezza / Length L=300 mm
Conettore / Connector OVALE / OVAL
Impianto / Equipment : **HALDEX**
Quantità / Qty 2

Models SK

SK 1000 - SK 1000 ET 0 (INTRADISK) - SK 9022 - SK 11222

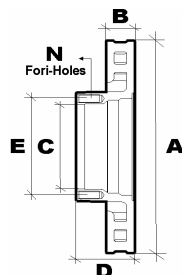
Assale Singolo / Single Axle

Rimorchi / Trailer

All original equipment manufacturer's numbers, symbols, pictures, models and description used in this catalogue are for reference only, and it is not implied that any part listed is the product of these manufacturers. Tutti i nostri particolari non sono originali ma con essi intercambiabili. I riferimenti originali, le figure, i modelli sono esposti a semplice titolo indicativo. La nostra produzione riporta il nostro marchio.

CEI no.
215.042

O.E.M. Ref
4 079 0005 01
4 079 0005 00



Misure / Sizes

A	430 mm
B	45 mm
C	131 mm
D	130 mm
E	168 mm
N	12



CEI no.
584.000

O.E.M. Ref
3 057 0079 00
3 057 0077 00



WVA	29059	29087	29105
Misure / Sizes	247,6 x 109,5 x 30		
Impianto / Equipment :	KNORR		
Quantità / Qty	4+KIT		

CEI no.
584.003

O.E.M. Ref
3 057 3179 00



WVA	29143	29185
Misure / Sizes	247,4 x 105 x 30	
Impianto / Equipment :	HALDEX	
Quantità / Qty	4+MOLLE / SPRINGS	

CEI no.
584.007

O.E.M. Ref
3 057 3179 00



WVA	29120
Misure / Sizes	247,4 x 105 x 30
Impianto / Equipment :	HALDEX
Quantità / Qty	4+MOLLE / SPRINGS

CEI no.
583.064

O.E.M. Ref
3 424 2006 00



Lunghezza / Length	L=760 mm
Conettore / Connector	OVALE / OVAL
Impianto / Equipment :	HALDEX
Quantità / Qty	2

CEI no.
583.057

O.E.M. Ref



Lunghezza / Length	L=300 mm
Conettore / Connector	OVALE / OVAL
Impianto / Equipment :	HALDEX
Quantità / Qty	2

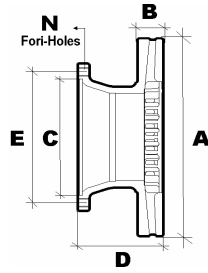
Models RB
RB 9022
Assale Gemellato / Twin Axle

Rimorchi / Trailer

CEI no.

215.114

O.E.M. Ref
4 079 0004 00



Misure / Sizes

A	377 mm
B	45 mm
C	244 mm
D	158 mm
E	275 mm
N	8



CEI no.

584.001

O.E.M. Ref
3 317 0024 00
3 057 0078 00



WVA 29095

29184

Misure / Sizes

210,5 x 92,4 x 32

Impianto / Equipment : **KNORR**

Quantità / Qty

4+KIT

CEI no.

584.002

O.E.M. Ref
3 057 0080 00



WVA 29126

29159

Misure / Sizes

210,45 x 92,3 x 29,8

Impianto / Equipment : **WABCO / PAN 19**

Quantità / Qty

4+MOLLE / SPRINGS

CEI no.

583.057

O.E.M. Ref



Lunghezza / Length

L=300 mm

Conettore / Connector

OVALE / OVAL

Impianto / Equipment :

HALDEX

Quantità / Qty

2

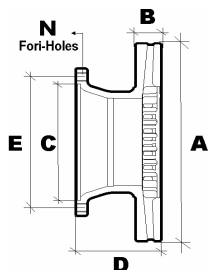
Models SK

SK 90019 - SK 11019

Rimorchi / Trailer

CEI no.
215.118

O.E.M. Ref
4 079 0007 01
4 079 0007 00



Misure / Sizes

A	377 mm
B	45 mm
C	131 mm
D	140 mm
E	168 mm
N	12



CEI no.
584.001

O.E.M. Ref
5 317 0024 00
3 057 0078 00



WVA	29095	29184
Misure / Sizes	210,5 x 92,4 x 32	
Impianto / Equipment :	KNORR	
Quantità / Qty	4+KIT	

CEI no.
584.002

O.E.M. Ref
3 057 0080 00



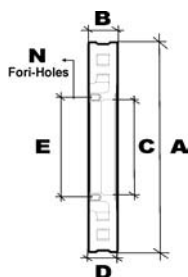
WVA	29126	29159
Misure / Sizes	210,45 x 92,3 x 29,8	
Impianto / Equipment :	WABCO/PAN 19	
Quantità / Qty	4+MOLLE / SPRINGS	

Models SK
SK RB 9019 - SKRB 9022

Rimorchi / Trailer

CEI no.
215.129

O.E.M. Ref
4 079 0010 01




Misure / Sizes

A	375,8 mm
B	45 mm
C	170,5 mm
D	57,4 mm
E	190 mm
N	10



CEI no.
584.040

O.E.M. Ref
3 057 0084 00



WVA	29162
Misure / Sizes	210,4 x 109,5 x 31
Impianto / Equipment :	WABCO
Quantità / Qty	4

CEI no.
583.057

O.E.M. Ref



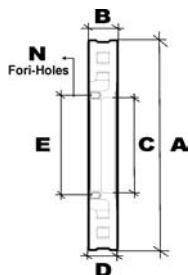
Lunghezza / Length	L=300 mm
Connettore / Connector	OVALE / OVAL
Impianto / Equipment :	HALDEX
Quantità / Qty	2

Models INTEGRO
INTEGRO Axle SN6

Rimorchi / Trailer

CEI no.
215.130

O.E.M. Ref
4 079 0013 00




Misure / Sizes

A	430 mm
B	45 mm
C	170,5 mm
D	48 mm
E	190 mm
N	10



CEI no.
584.040

O.E.M. Ref
3 057 0084 00



WVA 29162

Misure / Sizes	210,4 x 109,5 x 31
Impianto / Equipment :	WABCO
Quantità / Qty	4

CEI no.
583.057

O.E.M. Ref



Lunghezza / Length	L=300 mm
Conettore / Connector	OVALE / OVAL
Impianto / Equipment :	HALDEX
Quantità / Qty	2

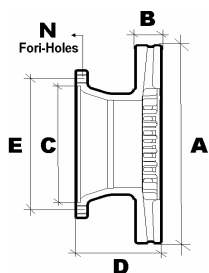
Rimorchi / Trailer

Models INTEGRO
INTEGRO Axle SN7

All original equipment manufacturer's numbers, symbols, pictures, models and description used in this catalogue are for reference only, and it is not implied that any part listed is the product of these manufactures.
Tutti i nostri particolari non sono originali ma con essi intercambiabili. I riferimenti originali, le figure, i modelli sono esposti a semplice titolo indicativo. La nostra produzione riporta il nostro marchio.

CEI no.
215.054

O.E.M. Ref
MB 942 421 2112
MB 942 421 1112



Misure / Sizes

A	430 mm
B	45 mm
C	211 mm
D	133 mm
E	238 mm
N	10



CEI no.
584.000

O.E.M. Ref
MB 004 420 2220



WVA	29059	29087	29105
Misure / Sizes	247,6 x 109,5 x 30		
Impianto / Equipment :	KNORR		
Quantità / Qty	4+KIT		


Models

Assali per Rimorchi / Axles for Trailers
Nuovo Disegno / New Design

Rimorchi / Trailer

CEI no.
198.527

O.E.M. Ref
7170420



Misure / Sizes

L=82 mm

Models

Zeta and TurboZeta Series : 50.9 - 60.11 - 65.9 - 65.12
Daily 40.10 4x4 - 65.10 (Restyling)

CEI no.
210.155

O.E.M. Ref
1906350
1906172
1906042



Misure / Sizes

Fascia / Face 90x5 mm

Models

Daily, New Daily , TurboDaily and Duty
35.8 - 35.10 - 35.12 - 40.8 - 40.10 - 45.10

CEI no.
210.157

O.E.M. Ref
CEI 210157



Misure / Sizes

Fascia / Face 90x5 mm

Maggiorazione / Oversize
10/10

Models

Daily, New Daily , Restyling, TurboDaily and Duty
35.8 - 35.10 - 35.12 - 40.8 - 40.10 - 45.10

CEI no.
210.156

O.E.M. Ref
1906351
1906151



Misure / Sizes

Fascia / Face 90x5 mm

Con Segnalatore
With Signalman

Models

Daily, New Daily , TurboDaily and Duty
35.8 - 35.10 - 35.12 - 40.8 - 40.10 - 45.10

All original equipment manufacturer's numbers, symbols, pictures, models and description used in this catalogue are for reference only, and it is not implied that any part listed is the product of these manufacturers.
Tutti i nostri particolari non sono originali ma con essi intercambiabili. I riferimenti originali, le figure, i modelli sono esposti a semplice titolo indicativo. La nostra produzione riporta il nostro marchio.

CEI no.
210.158

O.E.M. Ref
1906403



Misure / Sizes

Models

NewDaily (96), TurboDaily (96), Daily "C" Series
35.8 - 35.10 - 35.12 - 49.10 - 49.12 - 35C9 - 35C11 - 35C13 - 50C11 - 50C13

CEI no.
210.159

O.E.M. Ref
2992568
2995817



Misure / Sizes

Models

NewDaily (96), TurboDaily (96), Daily "C" Series
35.8 - 35.10 - 35.12 - 49.10 - 49.12 - 35C9 - 35C11 - 35C13 - 50C11 - 50C13

CEI no.
175.191

O.E.M. Ref
7165379



Misure / Sizes

Diam. 254 mm

Models

Daily, New Daily, Restyling, TurboDaily and Duty
35.8 - 35.10 - 35.12 - 40.8 - 40.10 - 45.10

All original equipment manufacturers' numbers, symbols, pictures, models and description used in this catalogue are for reference only, and it is not implied that any part listed is the product of these manufacturers. Tutti i nostri particolari non sono originali ma con essi intercambiabili. I riferimenti originali, le figure, i modelli sono esposti a semplice titolo indicativo. La nostra produzione riporta il nostro marchio.

CEI no.	Oem Ref	A mm	B mm	C mm	D mm	E mm	N	Pag/Page
215.008	MERCEDES 631 420 0372	238	16	102	79	140	5	53
215.065	MERCEDES 901 423 0412	258	12	85	97	130	5	57
215.066	MERCEDES 901 423 1012	258	12	85	97	130	5	58
215.119	NISSAN 40206-F3902	263	24	96	53	118	5	91
215.120	NISSAN 40206-F3901	263	24	96	53	118	6	91-99
215.138	ISUZU 8-97031-007-1	265	35	104	80	142	6	42
198.610	IVECO 1904528	267	14,5	58	155	170	6	4
198.611	IVECO 1904529	267	14	124	111	170	6	5
215.067	MERCEDES 902 423 0112	272	16	85	97	112	5	59
215.068	MERCEDES 902 423 0512	272	16	85	97	130	5	60
215.014	RENAULT V.I. 50 00 396 612	276	24	95	44	114	10	101
215.048	RENAULT V.I. 50 10 216 433	276	24	102	44	120	10	101
215.055	IVECO 42470836	276	22	73	73	118	5	8
215.056	IVECO 2991646	276	16	67	70	118	5	11
215.057	IVECO 2994066	276	16	67	70	118	5	12
215.063	MERCEDES 901 421 0612	276	22	85	77	130	5	55
215.064	MERCEDES 902 421 0712	276	22	85	77	130	5	56
215.121	NISSAN 40206-9X200	276	24	96	49,5	118	5	92
198.609	IVECO 1904531	280	16	124	142	170	6	4
198.667	IVECO 1904692	280	22	105,5	142	170	6	6
215.013	MERCEDES 601 420 0272	280	16	88	79	112	5	53

All original equipment manufacturers' numbers, symbols, pictures, models and description used in this catalogue are for reference only, and it is not implied that any part listed is the product of these manufacturers. Tutti i nostri particolari non sono originali ma con essi intercambiabili. I riferimenti originali, le figure, i modelli sono esposti a semplice titolo indicativo. La nostra produzione riporta il nostro marchio.

CEI no.	Oem Ref	A mm	B mm	C mm	D mm	E mm	N	Pag/Page
215.122 NISSAN	40206-9X401	282	24	96	49	118	6	94
215.137 ISUZU	8-97015-887-0	282,5	35	110	62,5	136	12	42
215.069 MERCEDES	904 423 0312	285	22	120	93	145	6	61
198.668 IVECO	1904693	290	25	140	161	205	6	15
215.020 IVECO	42470842	290	22	125	107	170	6	6
215.022 IVECO	42471111	290	22	172	85	108	8	7
215.049 RENAULT V.I.	50 10 260 604	290	22	102	42,5	120	10	102
215.050 RENAULT V.I.	50 10 260 603	290	26	102	42	120	10	102
215.051 RENAULT V.I.	50 10 260 609	290	22	115	78	132	8	103
215.059 IVECO	42471214	290	26	80	53	110	9	16
215.123 NISSAN	43207-9X100	290	22	110	78	127	8	96
215.126 NISSAN	40206-9X403	290	26	96	53	118	6	92-97
215.128 IVECO	42546401	290	22	123	105	170	6	9
215.141 MITSUBISHI	QMB295971	290	20	104	73	126	5	40
215.167 IVECO	2996121	290	28	123	46	95	9	9
215.189 MERCEDES	905 421 0012	290	26	70	79	135	8	63
215.207 NISSAN	40206-9X60A	290	26	96	53	118	6	96
215.139 ISUZU	8-97168-631-1	293	40	110	57,5	136	12	43
215.142 MITSUBISHI	ADC44383	293	40	114	54	140	6	40
215.187 ISUZU	8-97387-229-0	293	40	160	57,5	136	12	44
215.166 IVECO	2996043	294	24	84	87,5	108	8	14

All original equipment manufacturers numbers, symbols, pictures, models and description used in this catalogue are for reference only, and it is not implied that any part listed is the product of these manufacturers.
 Tutti i nostri particolari non sono originali ma con essi intercambiabili. I riferimenti originali, le figure, i modelli sono esposti a semplice titolo indicativo. La nostra produzione riporta il nostro marchio.

CEI no.		Oem Ref	A mm	B mm	C mm	D mm	E mm	N	Pag/Page
215.177	IVECO	2996033	294	24	142,3	83,5	108,5	8	14
215.155	IVECO	2996028	296	16	76	69,5	125	6	13
215.156	IVECO	2996027	296	16	76	69,5	125	6	13
215.154	MERCEDES	906 423 0012	298	16	85	71	130	6+1	62
215.153	MERCEDES	906 421 0012	300	28	85	68,5	130	6	62
215.157	IVECO	2996131	300	28	78	74,5	125	6	10
215.158	IVECO	2996122	301	30	83	59	111	9	17
215.185	MERCEDES	906 423 0112	303	28	120	93	145	6	63
198.730	IVECO	1908577	304	30	165	129	205	6	21
215.002	MERCEDES	669 421 0612	304	30	118	91	140	6	54
215.038	RENAULT V.I.	50 10 260 101	304	30	250	135	205	6	103
215.070	MERCEDES	668 421 0112	304	30	118	91	140	6	64
215.072	MERCEDES	668 423 0012	304	30	157	121	192	6	65
215.074	MERCEDES	668 423 0412	304	30	120	121	192	6	66
215.190	MERCEDES	905 420 0072	304	30	104	115	202	6	64
215.198	IVECO	2996010	304	30	165	128,5	205	6	22
215.058	IVECO	42471150	306	22	178,3	136,5	215	6	18
215.178	IVECO	2996049	306	28	178,2	132	216	6	19
215.140	ISUZU	8-97168-632-1	310	42	110	55,5	136	12	43
215.143	MITSUBISHI	QMK326334	310	40	114	54	140	6	41
215.145	MITSUBISHI	QMK374048	310	40	139	69,7	161	12	41

All original equipment manufacturers' numbers, symbols, pictures, models and description used in this catalogue are for reference only, and it is not implied that any part listed is the product of these manufacturers. Tutti i nostri particolari non sono originali ma con essi intercambiabili. I riferimenti originali, le figure, i modelli sono esposti a semplice titolo indicativo. La nostra produzione riporta il nostro marchio.

CEI no.	Oem Ref	A mm	B mm	C mm	D mm	E mm	N	Pag/Page
215.186	ISUZU 8-98105-058-0	310	42	110	55,5	136	12	44
215.188	ISUZU 8-97387-228-0	310	42	110	55,5	136	12	45
215.024	DAF PAK3546	312	30	134	137	155	12	46
198.608	IVECO 1904532	315	26	160	119	205	6	16
215.023	DAF PAK5513	315	26	119	122	138	10	46
198.665	IVECO 1907765	322	30	220	129	275	8	20
198.731	IVECO 1908578	322	30	215	134	275	8	23
215.001	VOLVO 6774686	322	30	132	90	154	8	122
215.012	FORD 6172906	322	30	148	126	205	6	52
215.025	VOLVO 6775227	322	30	216	138	275	8	122
215.026	VOLVO 6779208	322	30	132	90	154	6	119
215.027	VOLVO 6779209	322	30	164	115	190	6	119
215.039	RENAULT V.I. 50 10 260 102	322	30	290	140	245	6	104
215.124	NISSAN 06100420-0	322	30	160	115	205	6	99-100
215.125	NISSAN 06200438-0	322	30	160	115	205	6	100
215.169	NISSAN 402069-X-001	322	30	160	115	205	6+2	95
215.170	NISSAN 402069-X-407	322	30	160	115	205	6+2	98
215.174	VOLVO 6796864	322	30	216	138	275	8	123
215.204	NISSAN 40206-9X000	322	30	160	115	205	6+2	93
215.003	MERCEDES 670 421 0312	324	30	118	91	140	6	54
215.003	NEOPLAN 6704210312	324	30	118	91	140	6	88

All original equipment manufacturers numbers, symbols, pictures, models and description used in this catalogue are for reference only, and it is not implied that any part listed is the product of these manufacturers.
 Tutti i nostri particolari non sono originali ma con essi intercambiabili. I riferimenti originali, le figure, i modelli sono esposti a semplice titolo indicativo. La nostra produzione riporta il nostro marchio.

CEI no.	Oem Ref	A mm	B mm	C mm	D mm	E mm	N	Pag/Page
215.029 MAN	81 50803 0010	324	30	135	102	158	10	76
215.071 MERCEDES	668 421 0212	324	30	118	91	140	6	65
215.073 MERCEDES	668 423 0112	324	30	157	121	192	6	66
215.075 MERCEDES	668 423 0512	324	30	120	121	192	6	67
215.091 IVECO	2992635	325	45	225	151	275	8	30
215.060 IVECO	1906466	329,5	34	215	141	275	8	27
215.086 RENAULT V.I.	50 10 525 308	330	34	95	80	118	10+2	106
215.089 MAN	81 50803 0061	330	34	157	124	180	12	80
215.090 MAN	81 50803 0039	330	34	145	129,5	177	8	79
215.093 DAF	1408252	330	35	117	124	139	12	47
215.094 DAF	1408671	330	34	133	144	150	16	47
215.095 DAF	1408254	330	35	150	120	175	12	48
215.101 RENAULT V.I.	50 10 422 263	330	34	194	137	245	6	108
215.116 RENAULT V.I.	50 10 422 262	330	34	95	80	120	10	105
215.117 MAN	81 50803 0026	330	34	135	104	158	10	77
215.180 IVECO	2996419	330	32	185	129,5	245	6	24
215.181 IVECO	2996418	330	32	185	133	245	6	25
215.203 RENAULT V.I.	50 10 598 304	330	34	194	137	245	6	111
215.077 MERCEDES	970 421 0612	335	34	92	102	120	10	67
215.078 MERCEDES	970 423 0712	335	34	152	111	177	8	69
215.099 MERCEDES	970 423 1012	335	34	145	111	177	8	68

All original equipment manufacturers' numbers, symbols, pictures, models and description used in this catalogue are for reference only, and it is not implied that any part listed is the product of these manufacturers. Tutti i nostri particolari non sono originali ma con essi intercambiabili. I riferimenti originali, le figure, i modelli sono esposti a semplice titolo indicativo. La nostra produzione riporta il nostro marchio.

CEI no.		Oem Ref	A mm	B mm	C mm	D mm	E mm	N	Pag/Page
215.161	MAN	81 50803 0042	335	34	90	93	122	10	81
215.132	R.O.R.	MBR 9003	336,5	30	215,2	143	275,5	8	136
215.132	VOLVO	3095673	336,5	30	215,2	143	275,5	8	121
215.133	R.O.R.	MBR 9002	336,5	30	147,5	100,5	120	10	136
215.133	VOLVO	3095632	336,5	30	147,5	100,5	120	10	121
215.209	VOLVO	3095652	336,5	30	147,5	100,5	120	10+2	120
189.525	RENAULT V.I.	50 00 450 158	354	30	128	82	151	10	104
198.669	IVECO	1907568	370	45	215	150	275	8	26
198.670	IVECO	1907569	370	45	215	182	275	8	29
215.085	RENAULT V.I.	50 10 525 014	375	45	117	99	145	10	106
215.096	DAF	AMPA014	375	44	155	128	185	10	48
215.097	DAF	1400069	375	45	117	99	144	10	49
215.098	DAF	1400284	375	45	179	146	210	10	49
215.102	RENAULT V.I.	50 10 525 362	375	45	222	167	275	8	108
215.103	RENAULT V.I.	50 10 525 363	375	45	222,1	166,5	286	10	109
215.134	R.O.R.	MBR 9001	375	45	225,5	150	275	8	136
215.136	R.O.R.	MBR 9000	375	45	168,8	130	138	14	137
	VOLVO	85103805	375	45	200	45		6	124
215.162	RENAULT V.I.	50 10 525 364	375	45	262	167,5	335	10	110
215.199	RENAULT V.I.	50 10 598 305	375	45	111	119	142	10+2	107
215.201	RENAULT V.I.	50 10 598 306	375	45	222	166,5		8	110-112

All original equipment manufacturers numbers, symbols, pictures, models and description used in this catalogue are for reference only, and it is not implied that any part listed is the product of these manufacturers.
 Tutti i nostri particolari non sono originali ma con essi intercambiabili. I riferimenti originali, le figure, i modelli sono esposti a semplice titolo indicativo. La nostra produzione riporta il nostro marchio.

CEI no.	Oem Ref	A mm	B mm	C mm	D mm	E mm	N	Pag/Page
215.202	RENAULT V.I. 50 10 598 307	375	45	262	166,5	335	10	111
215.205	NISSAN 40206-LA600	375	45	169	138,5	196	12	94-97
215.206	NISSAN 40206-9X602	375	45	169	138,5	196	10	95
215.210	VOLVO 3095672	375	45	168	130	138	14+2	120
	VOLVO 85103809	375,5	45	181,1	45		6	123
215.129	SAF 4079001001	375,80	45	170,5	57,4	190	10	142
215.179	IVECO 2995894	376	45	168	107	144	14	31
215.172	R.O.R. MBR 9014	376,5	45	225	150	275	8	138
215.034	BPW ITALIA 03.088.34.06.0	377	45	290	160	335	10	132
215.035	BPW ITALIA 03.088.34.04.0	377	45	290	160	335	10	131
215.047	BPW ITALIA 03.088.34.08.0	377	45	290	169	335	10	133
215.131	BPW ITALIA 03.088.34.10.0	377	45	294	159,5	335	10	133
215.061	IVECO 2992271	377	45	215	151	275	8	28
215.062	IVECO 2992291	377	45	215	151	275	8	30
215.079	MERCEDES 975 421 0212	377	45	106	134	138	14	68
215.079	NEOPLAN 9754210212	377	45	106	134	138	14	87
215.080	MERCEDES 975 423 0612	377	45	176	138	201	8	69
215.080	NEOPLAN 9754230612	377	45	176	138	201	8	88
215.092	IVECO 2992636	377	45	225	151,3	275	8	31
215.100	MAN 81 50803 0057	377	45	162	128	195	10	78-81
215.108	ACERBI SMB M078157	377	45	169	138,5	195	8	128

All original equipment manufacturers' numbers, symbols, pictures, models and description used in this catalogue are for reference only, and it is not implied that any part listed is the product of these manufacturers. Tutti i nostri particolari non sono originali ma con essi intercambiabili. I riferimenti originali, le figure, i modelli sono esposti a semplice titolo indicativo. La nostra produzione riporta il nostro marchio.

CEI no.		Oem Ref	A mm	B mm	C mm	D mm	E mm	N	Pag/Page
215.109	BPW ITALIA	03.088.34.01.0	377	45	230	159	275	8	130
215.110	BPW ITALIA	03.088.34.03.0	377	45	230	159	275	8	130
215.111	BPW ITALIA	03.088.34.09.0	377	45	230	159	275	8	131
215.114	SAF	4 079 0004 00	377	45	244	158	275	8	141
215.118	SAF	4 079 0007 00	377	45	131	140	168	12	142
215.165	BPW ITALIA	03.088.34.07.0	377	45	222	164,5	286	10	132
215.040	R.O.R.	212 25 115	378	45	222	150	250	10	135
215.041	R.O.R.	212 24 263	378	45	225	150	275	8	135
215.112	R.O.R.	212 27 349	378	45	222	150	250	10	135
215.084	RENAULT V.I.	50 10 260 218	380	45	117	85	144	10	105
215.171	NISSAN	40206-D9200	380	45	158	124	184	12	93
215.011	KASSBOHRER	179241111307	396	48	194	119	215	10	74
215.152	IVECO	1908179	404,5	30	170	60	190	20	24
215.009	KASSBOHRER	1792411111131	406	48	194	175	215	10	74
	VOLVO	85110495	409,5	45	224	45		6	125
	VOLVO	85103806	410	45	220,2	45		8	124
215.200	RENAULT V.I.	50 10 598 308	410	45	194	93	165	10+2	107
215.208	RENAULT V.I.	50 10 598 309	410	45	262	166,5	335	10	112
215.032	IVECO BUS	93161407	417	28	159	67	186	10	36
189.550	IVECO	7180111	430	50	170	102	195	12	32
215.016	IVECO	2991979	430	50	170	102	195	12	32
























All original equipment manufacturers numbers, symbols, pictures, models and description used in this catalogue are for reference only, and it is not implied that any part listed is the product of these manufacturers.
 Tutti i nostri particolari non sono originali ma con essi intercambiabili. I riferimenti originali, le figure, i modelli sono esposti a semplice titolo indicativo. La nostra produzione riporta il nostro marchio.

CEI no.	Oem Ref	A mm	B mm	C mm	D mm	E mm	N	Pag/Page
215.042 SAF	4 079 0005 01	430	45	131	130	168	12	140
215.043 SCANIA	1402272	430	45	208	131	237	10	118
215.044 BPW ITALIA	03.088.35.03.0	430	45	290	159,5	335	10	129
215.045 ACERBI SMB	M069018	430	45	280	155	335	10	127
215.046 SAF	4 079 0003 00	430	45	276	161	335	10	139
215.052 BPW ITALIA	03.088.35.01.0	430	45	290	159,5	335	10	129
215.054 MERCEDES	942 423 0012	430	45	211	132,5	238	10	70-73
215.054 MB Trailer	942 421 1012	430	45	211	133	238	10	134
215.054 SCHMITZ	MB 9424212112	430	45	211	133	238	10	144
215.127 SCANIA	1415147	430	45	208	131	203	10	118
215.130 SAF	4079001300	430	45	170,5	48	190	10	143
215.175 MERCEDES	943 421 0312	430	45	199	143,5	168	10	71-73
215.196 NEOPLAN	0821.333.10	430	45	200	131	235	10	87
215.197 NEOPLAN	0821.358.30	430	45	203	131	235	10	87
215.010 KASSBOHRER	8285390000	432	45	194	135	220	10	75
215.076 IVECO	2992477	432	45	210	138,5	240	12	34-37
DAF	1387439	432	45	258	45		10	50
215.082 MAN	81 50803 0040	432	45	131	130	168	12	83-85-86
215.083 MAN	81 50803 0041	432	45	208	135	235	10	84-86
215.148 MAN	81 50803 0048	432	45	208	135	235	10	86
215.150 DAF	1812582	432	45	258	45		10	51

All original equipment manufacturers' numbers, symbols, pictures, models and description used in this catalogue are for reference only, and it is not implied that any part listed is the product of these manufacturers.
Tutti i nostri particolari non sono originali ma con essi intercambiabili. I riferimenti originali, le figure, i modelli sono esposti a semplice titolo indicativo. La nostra produzione riporta il nostro marchio.

CEI no.	Oem Ref	A mm	B mm	C mm	D mm	E mm	N	Pag/Page
215.151	DAF 1812563	432	45	258	45		10	50
215.160	IVECO 2996327	432	45	210	138,5	240	12	35
215.168	IVECO 2996328	432	45	210	154,5	240	12	35-38
215.194	MAN 81 50803 0056	432	42	206	119	229	16	85
215.195	MAN 81 50803 0064	432	42	206	119	229	16	85
215.104	RENAULT V.I. 50 10 525 508	433,5	45	266,5	170,5	335	10	109
215.053	RENAULT V.I. 50 10 422 593	434	45	131	97	165	10	115
	VOLVO 3092710	434	45	220	45		8	126
	VOLVO 85103803	434	45	220	45		8	126
215.105	RENAULT V.I. 50 10 422 364	434	45	224	160	256	12	116
215.113	R.O.R. MBR 9004	434	45	222	150	250	10	137
215.135	R.O.R. MBR 9008	434	45	194,2	97	165	10	138
	RENAULT V.I. 50 01 864 498	434	45	220,2	45		8	117
	RENAULT V.I. S50 01 864 498	434	45	220,2	45		8	117
215.184	IVECO BUS 2996353	434	45	175	97	165	10	39
215.211	RENAULT V.I. 50 10 525 326	434	45	260	163	335	10	116
215.031	IVECO 2992470	435	45	210	138,5	240	12	33
215.182	IVECO BUS 2994031	436	45	198	131	168	12	38
215.183	IVECO BUS 2994084	436	45	210,2	138,5	237	10	39
215.017	RENAULT V.I. 50 10 216 437	438	45	131	97	165	10	114
215.028	MAN 81 50803 0009	438	45	200	135	235	10	82

























All original equipment manufacturers numbers, symbols, pictures, models and description used in this catalogue are for reference only, and it is not implied that any part listed is the product of these manufacturers.
 Tutti i nostri particolari non sono originali ma con essi intercambiabili. I riferimenti originali, le figure, i modelli sono esposti a semplice titolo indicativo. La nostra produzione riporta il nostro marchio.

CEI no.	MISURE - SIZES			W V A	IMPIANTO EQUIPMENT	Q.TA' Q.TY	IMMAGINE PICTURE
	L.	H	Sp/Th				
584.000	247,60	109,50	30,00	29059	KNORR SB7	4+KIT	
584.001	210,50	92,40	32,00	29093	KNORR SB6	4+KIT	
584.002	210,45	92,30	29,80	29159	WABCO	4+ SPRINGS	
584.003	247,40	105,00	30,00	29143	HALDEX	4+ SPRINGS	
584.004	210,00	92,50	30,00	29165	KNORR	4+KIT	
584.005	247,20	109,50	30,00	29167	KNORR	4+KIT	
584.006 (*)	179,50	92,00	28,00	29149	MERITOR	2+2 SPRINGS	
584.007	247,40	105,00	30,00	29120	HALDEX	4+ SPRINGS	
584.008	210,80	108,10	30,00	29158	KNORR	4+KIT	
584.009	164,60	68,00	20,00	29160	BREMBO	4	
584.010	109,50	63,80	20,00	29123	BREMBO	4	
584.011	104,80	72,50	18,00	21160	LOOKEED	2+2	
584.012	109,80	73,00	18,00	29041	BREMBO	2+2	
584.013	109,70	73,10	18,30	29037	BREMBO	2+2	
584.014	164,80	66,50	20,30	29121	BREMBO	4	
584.015	164,80	66,50	17,30	29121,17,3	BREMBO	4	
584.016	175,40	78,00	22,00	29067	GIRLING	4	
584.017	174,90	85,50	21,70	29122	BREMBO	4	
584.018	205,80	110,00	25,00	29032	BENDIX	4	
584.019	240,50	124,90	25,00	29011	BENDIX	4	
584.020	249,50	118,30	28,20	29030	GIRLING	4+ SPRINGS	
584.021	249,30	117,90	29,80	29131	MERITOR	4	
584.022	210,30	100,00	30,00	29169	MERITOR	4+ SPRINGS	
584.023	175,80	82,50	22,00	29055	WABCO	4	

All original equipment manufacturers numbers, symbols, pictures, models and description used in this catalogue are for reference only, and it is not implied that any part listed is the product of these manufacturers.
 Tutti i nostri particolari non sono originali ma con essi intercambiabili. I riferimenti originali, le figure, i modelli sono esposti a semplice titolo indicativo. La nostra produzione riporta il nostro marchio.





















CEI no.	MISURE - SIZES			W V A	IMPIANTO EQUIPMENT	Q.TA' Q.TY	IMMAGINE PICTURE
	L.	H	Sp/Th				
584.024	249,00	114,40	28,00	29090	GIRLING	4+KIT	
584.025	205,50	102,00	27,00	29124	MERITOR	4+ SPRINGS	
584.026	249,00	110,90	29,50	29125	MERITOR	4+ SPRINGS	
584.027	164,50	72,80	20,00	29153	WABCO	4+ SPRINGS	
584.028	175,40	86,50	27,00	29088	WABCO	4+ SPRINGS	
584.029	163,00	68,00	20,00	29229	BREMBO	4+KIT	
584.030	141,00	71,00	20,00	29232	BREMBO	4+KIT	
584.031	109,70	75,00	18,00	21188	BREMBO	2+2	
584.032	149,00	69,00	18,00	20465	PERROT	2+2	
584.033	174,40	69,30	20,00	29003	PERROT	2+2	
584.034	175,30	78,50	22,00	29033	LUCAS GIRLING	2+2	
584.035	210,10	107,80	30,00	29171	KNORR	4+KIT	
584.036	210,10	102,40	29,20	29137	MERITOR	4	
584.037	175,70	89,10	29,20	29136	MERITOR	4	
584.038	173,60	84,00	(1) 34 (2) 27	29148	LUCAS GIRLING	2+2	
584.039	248,90	117,65	30,00	29150	MERITOR	4	
584.040	210,40	109,50	31,00	29162	WABCO	4	
584.041	249,60	106,90	29,20	29174	MERITOR	4+ SPRINGS	
584.042	213,84	111,70	25,00	29100	MERITOR	4+ SPRINGS	
584.043	179,60	106,00	20,00	29075	BREMBO	6+2	
584.044	191,10	87,10	22,60	29017	PERROT	2+2	
584.045	163,00	28,00	20,00	29192	BREMBO	4+KIT	
584.046	175,50	70,00	20,00	29107	PERROT	4	
584.047	216,20	97,00	29,20	29173	MERITOR	4	

























All original equipment manufacturers' numbers, symbols, pictures, models and description used in this catalogue are for reference only, and it is not implied that any part listed is the product of these manufacturers.
 Tutti i nostri particolari non sono originali ma con essi intercambiabili. I riferimenti originali, le figure, i modelli sono esposti a semplice titolo indicativo. La nostra produzione riporta il nostro marchio.

CEI no.	MISURE - SIZES			W V A	IMPIANTO EQUIPMENT	Q.TA' Q.TY	IMMAGINE PICTURE
	L.	H	Sp/Th				
584.048	165,00	79,00	20,60	29217	BREMBO	4	
584.049	216,10	97,10	29,20	29151	MERITOR	4	
584.050	205,00	106,00	27,00	29092	WABCO	4	
584.051	204,60	99,60	30,00	29141	WABCO	4	
584.052	175,00	95,00	21,00		BREMBO	4	
584.053	184,20	64,70	22,70	29231	BREMBO	4	
584.054	166,70	62,00	17,00	29034	BENDIX	4	
584.055	168,50	64,10	18,00	23435	BENDIX	2+1+1	
584.056 (*)	109,50	49,80	20,00	23921	BREMBO	2+2	
584.057	214,00	112,00	25,00	29099	MERITOR	4	
584.058	200,00	97,00	21,00	29068		4	
584.060	175,50	95,00	27,00			4	
<i>584.061</i>	133,30	53,50	17,90	23501	SUMITOMO	4	
<i>584.062</i>	125,20	20,00	60,00	24343	SUMITOMO	4	
<i>584.063</i>	191,00	62,00	21,00			4	
<i>584.064</i>	(1) 183 (2) 238	(2) 70 (2) 94	22,00			2+2	
<i>584.065</i>	206,00	75,00	20,00			4	
<i>584.066</i>	206,00	80,00	20,00			4	
<i>584.067</i>	146,00	61,00	14,00	21573	JURID	4	
<i>584.068</i>	146,00	74,00	18,00	20784	PERROT	4	
<i>584.069</i>	166,50	62,00	17,00			4	
584.070 (*)	136,80	48,90	19,20	24465	BREMBO	4	
584.071 (*)	169,80	48,90	19,00	24468	BREMBO	4	
<i>584.072</i>	156,50	64,50	20,60	23990	TEVES	4	

All original equipment manufacturers numbers, symbols, pictures, models and description used in this catalogue are for reference only, and it is not implied that any part listed is the product of these manufacturers. Tutti i nostri particolari non sono originali ma con essi intercambiabili. I riferimenti originali, le figure, i modelli sono esposti a semplice titolo indicativo. La nostra produzione riporta il nostro marchio.

All original equipment manufacturers' numbers, symbols, pictures, models and description used in this catalogue are for reference only, and it is not implied that any part listed is the product of these manufacturers. Tutti i nostri particolari non sono originali ma con essi intercambiabili. I riferimenti originali, le figure, i modelli sono esposti a semplice titolo indicativo. La nostra produzione riporta il nostro marchio.

CEI no.	MISURE - SIZES			W V A	IMPIANTO EQUIPMENT	Q.TA' Q.TY	IMMAGINE PICTURE
	L.	H	Sp/Th				
584.074	141,40	50,10	17,30		TEVES	4	
584.075	156,40	54,80	18,60	23901	ATE - TEVES	4	
584.076	125,80	54,80	18,90	23021	BOSCH	4	
584.077	137,00	63,00	19,60	29190	BOSCH	4	
584.078	165,00	68,00	20,40		BREMBO	4	
584.079	175,00	85,00	21,50	29835	BREMBO LUCAS GIRLING	4	
584.081	140,00	121,00	32,00	29747	WABCO	8	
584.082	166,50	62,00	17,00	20706	ABEX	2	
584.083	174,50	85,50	21,50			4	
584.084	175,50	78,00	22,50			4	
584.085	180,00	86,00	20,50	29013		4	
584.086	210,50	93,50	30,00	29181	HALDEX	4	
584.087	210,50	92,00	29,50			4	
584.089	175,50	78,00	22,00	29039	LUCAS GIRLING	4	
584.090	175,50	78,00	22,00			4	
584.091	210,50	95,50	30,00			4	
584.092	164,50	68,00	20,00			4	
584.093	175,50	78,00	22,00			4	
584.094	204,00	97,00	24,00	29043	MERITOR	4	
584.095	250,00	114,00	28,00			4	

CEI no.	L	CONNESSIONE CONNECTOR	IMPIANTO EQUIPMENT	Q.TA' Q.TY		IMMAGINE PICTURE
583.000	955,00	OVALE / OVAL	ROCKWELL	1	(*)	
583.001	300,00	TONDA / ROUND	PERROT - WABCO	2		
583.002	300,00	TONDA / ROUND	BINDIX - GIRLING	2		
583.003	150,00	OVALE / OVAL	PERROT - WABCO	2		
583.004	500,00	OVALE / OVAL	PERROT - WABCO	2	(*)	
583.005	455,00	TONDA / ROUND	BREMBO - BENDIX	2	(*)	
583.006	250,00	OVALE / OVAL	BREMBO - BENDIX	2		
583.007	270,00	KLIPS	KNORR - GIRLING	2		
583.008	270,00 1300,00	KLIPS	KNORR - GIRLING	2+2	(*)	
583.009	270,00	OVALE / OVAL	KNORR - BENDIX	2		
583.010	150,00	OVALE / OVAL	BREMBO - BENDIX	2		
583.011	195,00	OVALE / OVAL	PERROT - WABCO	2		
583.012	300,00	OVALE / OVAL	BREMBO - GIRLING	2		
583.013	270,00	KLIPS	KNORR - BENDIX	2	(*)	
583.014	195,00	TONDA / ROUND	PERROT	1		
583.015	1320,00	OVALE / OVAL	PERROT - WABCO	1	(*)	
583.016	360,00	TONDA / ROUND	PERROT - WABCO	1		
583.017	570,00	OVALE / OVAL	PERROT - WABCO	1	(*)	
583.018	1315,00	OVALE / OVAL	ROCKWELL	1	(*)	
583.019	340,00	TONDA / ROUND	PERROT - WABCO	2		
583.020	212,00	TONDA / ROUND	PERROT - WABCO	2		
583.021	500,00	TONDA / ROUND	GIRLING - LUCAS	2		
583.022	200,00	TONDA / ROUND	MERCEDES	2	(*)	
583.023	200,00	TONDA / ROUND	MERCEDES	2	(*)	

All original equipment manufacturers numbers, symbols, pictures, models and description used in this catalogue are for reference only, and it is not implied that any part listed is the product of these manufacturers. Tutti i nostri particolari non sono originali ma con essi intercambiabili. I riferimenti originali, le figure, i modelli sono esposti a semplice titolo indicativo. La nostra produzione riporta il nostro marchio.

CEI no.	L	CONNESSIONE CONNECTOR	IMPIANTO EQUIPMENT	Q.TA' Q.TY	IMMAGINE PICTURE
583.024	338,00	OVALE / OVAL	WABCO - LUCAS PAN19	2	
583.025	200,00	OVALE / OVAL	MERITOR - WABCO LUCAS	2 (*)	
583.026	200,00	OVALE / OVAL	MERITOR - WABCO LUCAS	2 (*)	
583.027	200,00	TONDA / ROUND	MERITOR - WABCO LUCAS	2 (*)	
583.028	248,00	OVALE / OVAL	WABCO	2	
583.029	415,00	PUNTALE / CAP	GIRLING	2 (*)	
583.030	365,00	OVALE / OVAL	GIRLING	2 (*)	
583.031	580,00	OVALE / OVAL	GIRLING	2	
583.032	355,00	QUADRA / SQUARE	MERITOR - LUCAS D-ELSA	2 (*)	
583.033	885,00	OVALE / OVAL	GIRLING	2 (*)	
583.034	280,00	QUADRA / SQUARE	GIRLING - LUCAS	2 (*)	
583.035	248,00	QUADRA / SQUARE	WABCO	2 (*)	
583.036	399,00	QUADRA / SQUARE	WABCO	2 (*)	
583.037	260,00	PUNTALE / CAP	BREMBO	2 (*)	
583.038	445,00	QUADRA / SQUARE	MERITOR - LUCAS	2 (*)	
583.039	230,00	PUNTALE / CAP	GIRLING - LUCAS	2 (*)	
583.040	-	-	WABCO - PERROT	1 (*)	
583.041	270,00 1300,00	KLIPS	KNORR - BENDIX	2+2	
583.042	300,00	KLIPS	KNORR SN7	2	
583.043	300,00	KLIPS	KNORR	2 (*)	
583.044	355,00	OVALE / OVAL	BREMBO	2	
583.045	330,00	OVALE / OVAL	WABCO	2 (*)	
583.046	330,00	OVALE / OVAL	WABCO	2 (*)	
583.047	330,00	OVALE / OVAL	WABCO	2 (*)	

All original equipment manufacturer's numbers, symbols, pictures, models and description used in this catalogue are for reference only, and it is not implied that any part listed is the product of these manufacturers. Tutti i nostri particolari non sono originali ma con essi intercambiabili. I riferimenti originali, le figure, i modelli sono esposti a semplice titolo indicativo. La nostra produzione riporta il nostro marchio.

CEI no.	L	CONNESSIONE CONNECTOR	IMPIANTO EQUIPMENT	Q.TA' Q.TY		IMMAGINE PICTURE
583.048	330,00	OVALE / OVAL	WABCO	2		
583.049	310,00	OVALE / OVAL	KNORR - BENDIX	2	(*)	
583.050	700,00	OVALE / OVAL	-	2+2	(*)	
583.051	350,00	OVALE / OVAL	MERITOR ROR	2+2	(*)	
583.052	360,00	OVALE / OVAL	MERITOR ROR	2	(*)	
583.053	350,00	QUADRA / SQUARE	MERITOR ROR	2	(*)	
583.054	1410,00	-	ROCKWELL	1	(*)	
583.055	350,00	QUADRA / SQUARE	MERITOR ROR	2	(*)	
583.056	800,00	TONDA / ROUND	HALDEX - WABCO KNORR	2	(*)	
583.057	300,00	TONDA / ROUND	HALDEX - WABCO KNORR	2		
583.059	300,00	OVALE / OVAL	BREMBO	2		
583.060	130,00	OVALE / OVAL	BREMBO	2		
<i>583.061</i>	210,00	OVALE / OVAL		2		
<i>583.062</i>	200,00	OVALE / OVAL	MERITOR	2		
<i>583.063</i>	90,00	TONDA / ROUND	WABCO	4		
<i>583.064</i>	760,00	OVALE / OVAL	HALDEX	2		
<i>583.065</i>	195,00	OVALE / OVAL	BOSCH	2		
<i>583.066</i>	190,00	OVALE / OVAL	ATE	2		
<i>583.067</i>	103,00	OVALE / OVAL	BREMBO	2		
<i>583.068</i>	95,00	OVALE / OVAL	BOSCH	2		
<i>583.069</i>	85,00	OVALE / OVAL	ATE	2		
<i>583.070</i>	310,00	OVALE / OVAL		2		
<i>583.071</i>	340,00	OVALE / OVAL		1		
<i>583.072</i>	395,00	OVALE / OVAL	KNORR	1		


All original equipment manufacturers numbers, symbols, pictures, models and description used in this catalogue are for reference only, and it is not implied that any part listed is the product of these manufacturers. Tutti i nostri particolari non sono originali ma con essi intercambiabili. I riferimenti originali, le figure, i modelli sono esposti a semplice titolo indicativo. La nostra produzione riporta il nostro marchio.

Volani Motore

FlyWheels

Corone Avviamento

Starting Rings



CEI no.
196.191

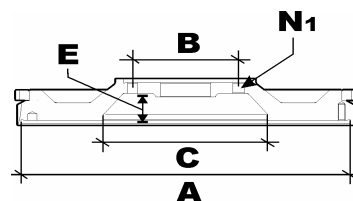
O.E.M. Ref
4797424

Motore / Engine
8040.05



Models **Z Series**
50.9 - 65.9

Size mm
Clutch Ø 285
A 306,4
B 89,5
C 150
E 23
N1 7



Corona / Starting Ring **123.080**

CEI no.
196.127

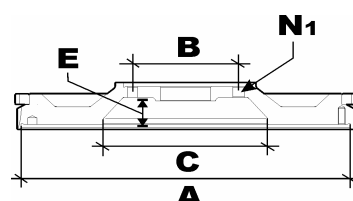
O.E.M. Ref
4792154
4699030

Motore / Engine
8210.02



Models **T Series**
190.26H - 190.30N - 330.26H

Size mm
Clutch Ø 430
A 471
B 110
C 215
E 27,5
N1 8

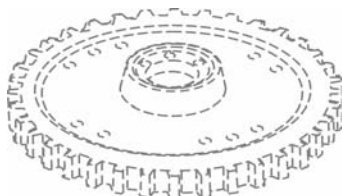


Corona / Starting Ring **123.150**

CEI no.
196.287

O.E.M. Ref
4852529

Motore / Engine
8210.22



Models **T Series**
190.30H - 190.30N - 330.30H - 330.30N

Size mm
Clutch Ø 420

Figura Non Disponibile
Picture not available

Corona / Starting Ring **123.150**

CEI no.
196.155

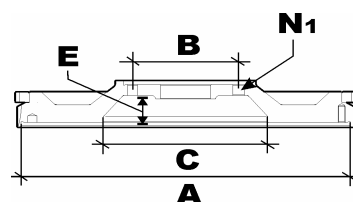
O.E.M. Ref
4805042
4732319

Motore / Engine
8280.02



Models **T Series**
330.35H

Size mm
Clutch Ø 430
A 476
B 90/100
C 215
E 30
N1 8+1



Corona / Starting Ring **123.142**

All original equipment manufacturers numbers, symbols, models and description used in this catalogue are for reference only, and it is not implied that any part listed is the product of these manufacturers. Tutti i nostri particolari non sono originali ma con essi intercambiabili. I riferimenti originali, le figure, i modelli sono esposti a semplice titolo indicativo. La nostra produzione riporta il nostro marchio.

CEI no.
196.041

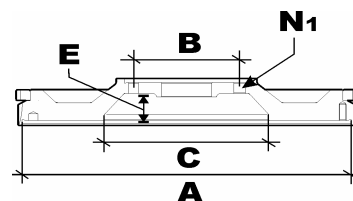
O.E.M. Ref
98417927
4845638

Motore / Engine
8210.42R



Models **T Series**
330.36H

Size mm
Clutch Ø 430
A 475
B 110
C 237
E 26
N1 8



Corona / Starting Ring **123.150**

CEI no.
196.252

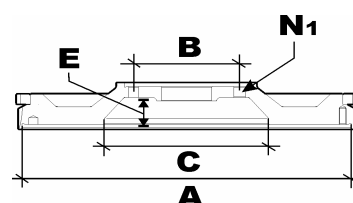
O.E.M. Ref
98429582

Motore / Engine
8210.42



Models **TURBO**
TurboStar 190.36 - 240.36 - 260.36

Size mm
Clutch Ø 430
A 475
B 110
C 237
E 26
N1 8



Corona / Starting Ring **123.150**

CEI no.
196.276

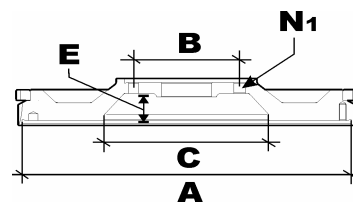
O.E.M. Ref
98434870
4819213

Motore / Engine
8280.42



Models **TURBO**
TurboStar 190.48 - 240.48 - 260.48

Size mm
Clutch Ø 430
A 475
B 90
C 236
E 36
N1 8+1



Corona / Starting Ring **123.142**

CEI no.
196.178

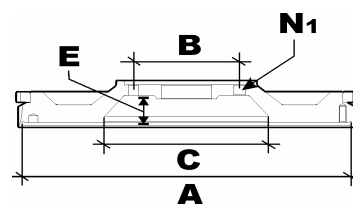
O.E.M. Ref
4745786

Motore / Engine
8280.22



Models **TURBO**
TurboStar 190.42

Size mm
Clutch Ø 430
A 475
B 90/100
C 235
E 35
N1 8+1



Corona / Starting Ring **123.142**

All original equipment manufacturer's numbers, symbols, pictures and description used in this catalogue are for reference only, and it is not implied that any part listed is the product of these manufacturers. Tutti i nostri particolari non sono originali ma con essi intercambiabili. I riferimenti originali, le figure, i modelli sono esposti a semplice titolo indicativo. La nostra produzione riporta il nostro marchio.

CEI no.
196.263

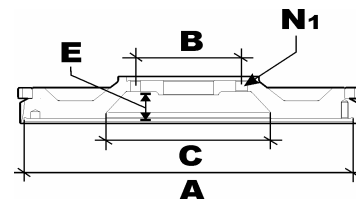
O.E.M. Ref
61315126
61088561

Motore / Engine
8460.21



Models **TURBO**
TurboTech 190.26 - 240.26

Size mm
Clutch Ø 430
A 450
B 85
C 215
E 35
N1 8



Corona / Starting Ring 123.242

CEI no.
196.266

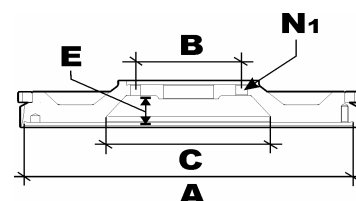
O.E.M. Ref
98417925

Motore / Engine
8210.42



Models **TURBO**
TurboTech 190.36 - 220.36 - 240.36(GV) - 260.36

Size mm
Clutch Ø 430
A 450
B 110
C 237
E 27
N1 8



Corona / Starting Ring 123.150

CEI no.
196.268

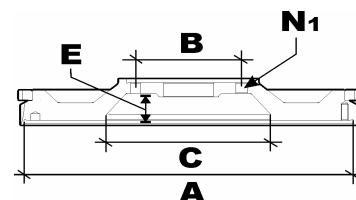
O.E.M. Ref
98417924
4846499

Motore / Engine
8210.42



Models **TURBO**
TurboStar 190.36 / TurboTech 190.36 - 260.36
Versione speciale adeguamento paesi caldi - Special version for hot countries

Size mm
Clutch Ø 430
A 450
B 110
C 237
E 27
N1 8



Corona / Starting Ring 123.150

CEI no.
196.288

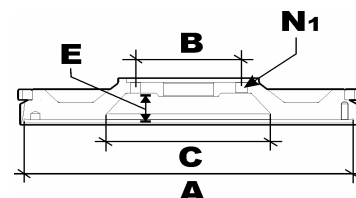
O.E.M. Ref
99463588
4846995
4846996

Motore / Engine
8040.25B/25X/45/45D
8060.25R/25V/45B/45R



Models **CARGO**
EuroCargo 60E/TT - 65E/TT - 75E12/14/15 - 80E15/18 - 85E15H - 95E15/18 - 100E15/18
EuroCargo 120E15/15H/18/18H - 130E15/18 - 150E15/15H/18/18H - 170E15/18

Size mm
Clutch Ø 280
Clutch Ø 300
A 390
B 80
C 150
E 20
N1 7



Corona / Starting Ring 123.202

All original equipment manufacturers numbers, symbols, pictures, models and description used in this catalogue are for reference only, and it is not implied that any part listed is the product of these manufacturers. Tutti i nostri particolari non sono originali ma con essi intercambiabili. I riferimenti originali, le figure, i modelli sono esposti a semplice titolo indicativo. La nostra produzione riporta il nostro marchio.

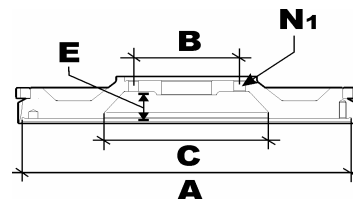
CEI no.
196.289

O.E.M. Ref
4846997

Motore / Engine
8060.45/45S



Size mm
Clutch Ø 330
A 390
B 110
C 170
E 20
N1 7



Corona / Starting Ring **123.202**

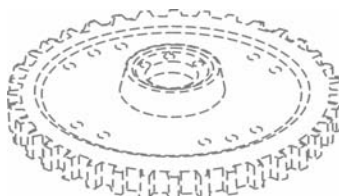
Models CARGO

EuroCargo 80E21 - 95E21 - 100E21 - 120E23 - 130E23 - 135E23 - 150E21H/23 - 170E23
EuroCargo 180E21 - 260E23KE - 280E23

CEI no.
196.290

O.E.M. Ref
98447126

Motore / Engine
8360.46



Size mm
Clutch Ø 380

Figura Non Disponibile
Picture not available

Corona / Starting Ring 123.243

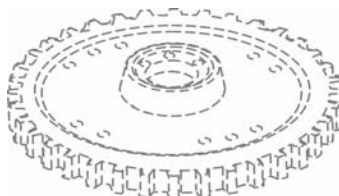
Models CARGO

EuroCargo 150E27 - 260E27KE - 320E27

CEI no.
196.292

O.E.M. Ref
4892458

Motore / Engine
F4AE0481



Size mm
Clutch Ø 330

Figura Non Disponibile
Picture not available

Corona / Starting Ring **123.244**

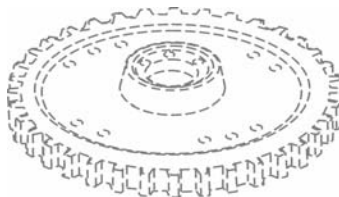
Models CARGO, TECTOR

EuroCargo TECTOR 75E13/15/17 - 100E17 - 120E17

CEI no.
196.380

O.E.M. Ref
504100960

Motore / Engine
F4AE0481



Size mm
Clutch Ø 330

Figura Non Disponibile
Picture not available

Corona / Starting Ring **123.244**

Models CARGO, TECTOR, TECTOR Restyling

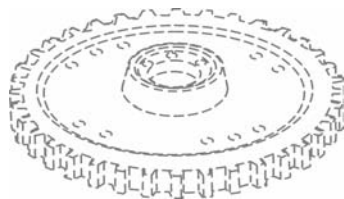
EuroCargo TECTOR 75E13/15/17 - 100E17 - 120E17

All original equipment manufacturer's numbers, symbols, pictures, models and description used in this catalogue are for reference only, and it is not implied that any part listed is the product of these manufacturers. Tutti i nostri particolari non sono originali ma con essi intercambiabili. I riferimenti originali, le figure, i modelli sono esposti a semplice titolo indicativo. La nostra produzione riporta il nostro marchio.

CEI no.
196.293

O.E.M. Ref
4892328

Motore / Engine
F4AE0681



Size mm
Clutch Ø 330

Figura Non Disponibile
Picture not available

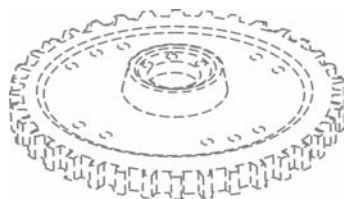
Corona / Starting Ring **123.244**

Models **CARGO, TECTOR**
EuroCargo TECTOR 75E18 - 100E18/21 - 120E21 - 130E18/21 - 150E18/21 - 180E21
Sost da / Replaced by: 504100950 + Cuscinetto/Bearing + Anello/Ring

CEI no.
196.379

O.E.M. Ref
504100950

Motore / Engine
F4AE3481
F4AE0681



Size mm
Clutch Ø 330

Figura Non Disponibile
Picture not available

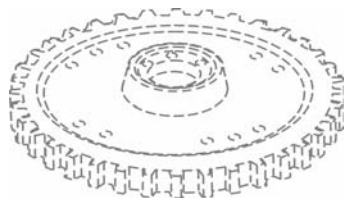
Corona / Starting Ring **123.244**

Models **TECTOR, TECTOR Restyling, TECTOR, E4**
EuroCargo TECTOR 75E14/16/18 - 80E18 - 100E17/18/22 - 120E18/22 - 140E18/22 -

CEI no.
196.294

O.E.M. Ref
4896144

Motore / Engine
F4AE0681



Size mm
Clutch Ø 380

Figura Non Disponibile
Picture not available

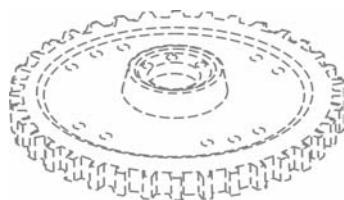
Corona / Starting Ring **123.245**

Models **CARGO, TECTOR**
EuroCargo TECTOR 130E24/28 - 150E24/28 - 180E24/28 - 260E28KE
Sost da / Replaced by: 504100953 + Cuscinetto/Bearing + Anello/Ring

CEI no.
196.381

O.E.M. Ref
504100953

Motore / Engine
F4AE0681
F4AE3681



Size mm
Clutch Ø 380

Figura Non Disponibile
Picture not available

Corona / Starting Ring **123.245**

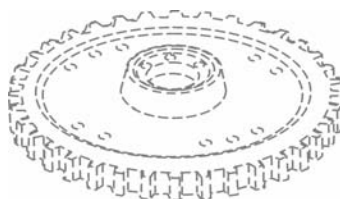
Models **CARGO, TECTOR, E4**
EuroCargo TECTOR 140E25/28 - 150E30 - 160E25/28 - 180E25/28/30

All original equipment manufacturers numbers, symbols, pictures, models and description used in this catalogue are for reference only, and it is not implied that any part listed is the product of these manufacturers. Tutti i nostri particolari non sono originali ma con essi intercambiabili. I riferimenti originali, le figure, i modelli sono esposti a semplice titolo indicativo. La nostra produzione riporta il nostro marchio.

CEI no.
196.290

O.E.M. Ref
98447126

Motore / Engine
8360.46/46R



Size mm
Clutch Ø 380

Figura Non Disponibile
Picture not available

Corona / Starting Ring 123.243

Models **TECH**
EuroTech 180E24/27 - 190E24/27 - 325E27

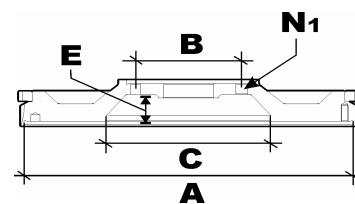
CEI no.
196.267

O.E.M. Ref
61318469

Motore / Engine
8640.41C/41K/41L



Size mm
Clutch Ø 400
A 422
B 85
C 216
E 23,5
N1 8



Corona / Starting Ring 123.142

Models **STAR, TECH, TRAKKER**
EuroStar 190E38 - 240E38 - 440E38
EuroTech 180E30/34/38 - 190E30/34 - 240E34/38 - 400E30/34/38 - 440E34/38
EuroTrakker 190E30/34 - 260E30/34 - 330E34 - 380E34 - 440E34

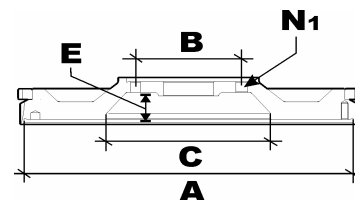
CEI no.
196.296

O.E.M. Ref
61321038

Motore / Engine
8640.41C/41K/41N



Size mm
Clutch Ø 430
A 450
B 75
C 216
E 26,5
N1 8

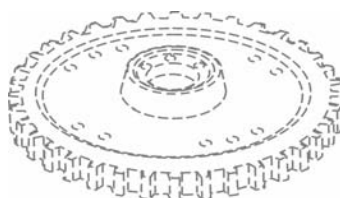


Corona / Starting Ring 123.142

Models **STAR, TECH, TRAKKER**
EuroStar 190E38 - 240E38 - 440E38 **EURO2**
EuroTech 180E30/34/38 - 190E30/34/38 - 240E34/38 - 400E30/34/38 - 440E34/38 **EURO2**
EuroTrakker 190E30/34 - 260E30/34 - 340E34 - 380E34 - 440E34 **EURO2**

CEI no.
196.297
O.E.M. Ref
61320223

Motore / Engine
8460.41C/41K



Size mm
Clutch Ø 400

Figura Non Disponibile
Picture not available

Corona / Starting Ring 123.142

Models **TECH, TRAKKER**
EuroTech 180E30 - 190E30
EuroTrakker 380E34
Con PRESA di FORZA sul motore / With engine PTO

All original equipment manufacturer's numbers, symbols, pictures, models and description used in this catalogue are for reference only, and it is not implied that any part listed is the product of these manufactures. Tutti i nostri particolari non sono originali ma con essi intercambiabili. I riferimenti originali, le figure, i modelli sono esposti a semplice titolo indicativo. La nostra produzione riporta il nostro marchio.

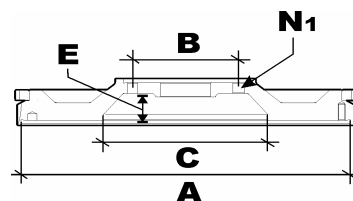
CEI no.
196.251

O.E.M. Ref
98426708

Motore / Engine
8210.42K/42L



Size mm	
Clutch Ø 430	
A	475
B	110
C	237
E	26
N1	8



Corona / Starting Ring **123.150**

Models **STAR, TECH, TRAKKER**

EuroStar 190E42 - 240E42 - 400E42 - 440E42

EuroTech 180E42 - 190E42 - 240E42 - 260E42 - 400E42 - 440E42

EuroTrakker 190E37/42 - 260E37 - 330E37 - 340E37/42 - 380E37/42 - 400E37/42 - 410E37/42 - 440E37/42 - 720E37/42

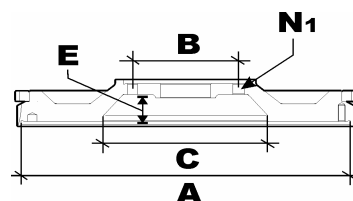
CEI no.
196.061

O.E.M. Ref
99438938

Motore / Engine
8210.42K/42L



Size mm	
Clutch Ø 430	
A	475
B	110
C	237
E	26
N1	8



Corona / Starting Ring **123.150**

Models **STAR, TECH, TRAKKER**

EuroStar 190E42 - 240E42 - 400E42 - 440E42

EuroTech 190E42 - 240E42 - 260E42 - 440E42

EuroTrakker 190E37/42 - 260E37/42 - 340E37/42 - 380E37/42 - 400E37/42 - 410E37/42 - 440E37/42 - 720E37/42

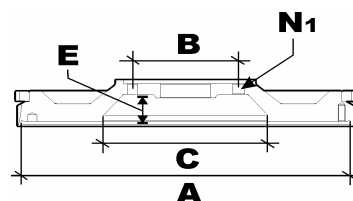
CEI no.
196.253

O.E.M. Ref
98448294

Motore / Engine
8210.42M



Size mm	
Clutch Ø 430	
A	475
B	110
C	237
E	26
N1	8



Corona / Starting Ring **123.150**

Models **STAR, TRAKKER**

EuroStar 190E47 - 240E47 - 260E47 - 440E47

EuroTrakker 260E47 - 380E47 - 720E47

CEI no.
196.298
O.E.M. Ref
8850751

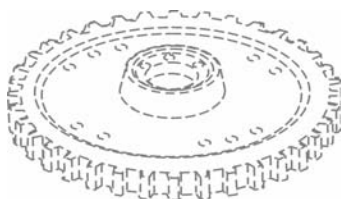


Figura Non Disponibile
Picture not available

Motore / Engine

Models **TECH, TRAKKER**

EuroTech 180E24/27/30 - 190E24/27/30

EuroTrakker 190E30/34 - 260E30/34 - 380E34

Volano per FRIZIONE IDRAULICHE - PTO sul motore / Converter Flywheel with Engine

CEI no.
196.299
O.E.M. Ref
8850750

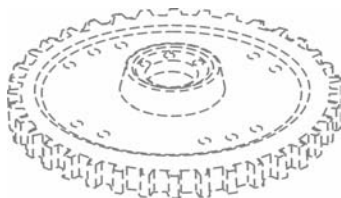


Figura Non Disponibile
Picture not available

Motore / Engine

Models **TRAKKER**

EuroTrakker 190E38/44 - 260E37/38/42 - 340E37/38

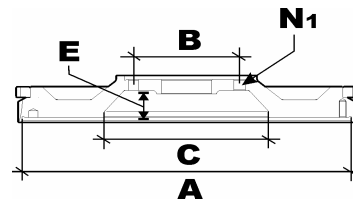
EuroTrakker 380E31/37/42 - 410E37/38/42/44/48

Volano per FRIZIONE IDRAULICHE - PTO sul motore / Converter Flywheel with Engine PTO

CEI no.
196.300
O.E.M. Ref
99475581



Size mm
Clutch Ø 430
A 475
B 100
C 235
E 30
N1 8



Corona / Starting Ring **123.246**

Motore / Engine
F3AE0681
F3BE0681

Models **STAR, TECH, TRAKKER Latest Generation, STRALIS**

EuroStar CURSOR 190E39/43 - 260E39/43/48 - 440E39/43/46/48

EuroTech CURSOR 190E39/43 - 260E39/43 - 440E39/43

EuroTrakker CURSOR 190E38/44 - 260E38/44/48 - 340E38/44 - 380E38/44/48 - 400E38/44 - 410E38/44/48 - 440E38/44 - 720E38/44/48

STRALIS 190S40/43/48 - 260S40/43/44/48/54 - 440S40/43/44/48/54

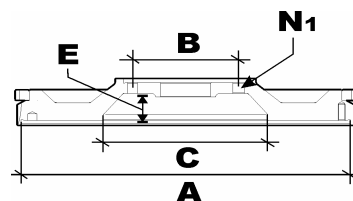
CEI no.
196.382

O.E.M. Ref
99432862

Motore / Engine
F2BE0681



Size mm	
Clutch Ø 430	
A	450
B	86
C	215,5
E	29
N1	8



Corona / Starting Ring 123.245

Models **TECH, TRAKKER Latest Generation , STRALIS**

EuroTech CURSOR 190E24/31/35 - 260E24/31/35 - 440E31/35

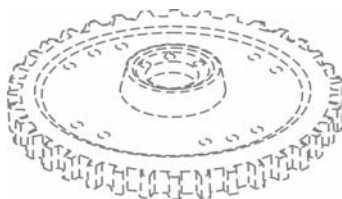
EuroTrakker CURSOR 180E24/27 - 190E24/27/31/35 - 260E27/31/35 - 340E35 - 380E35 - 400E35 - 410E35

STRALIS 190S27/30/31/35 - 260S27/30/31/35 - 440S31/35

CEI no.
196.383

O.E.M. Ref
504165945

Motore / Engine
F2BE3681



Size mm	
Clutch Ø	
A	
B	
C	
E	
N1	

Figura Non Disponibile
Picture not available

Corona / Starting Ring 123.245

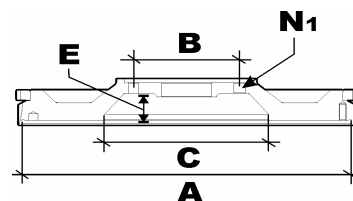
Models **STRALIS, STRALIS E4**

STRALIS 190S31/33/36 - 260S31/33/36

CEI no.
198.295
O.E.M. Ref
4712736



Size mm
Clutch Ø 380
A 410
B 96,5
C 130
E 7
N1 7



Corona / Starting Ring **123.144**

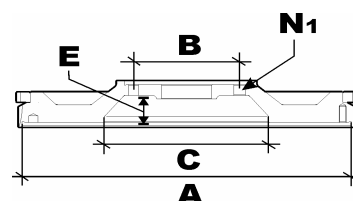
Motore / Engine
8460

Models **BUSES**
418 - 421
370S24 - 370S26 - 370S30

CEI no.
196.263
O.E.M. Ref
61315126
61088561



Size mm
Clutch Ø 430
A 450
B 85
C 215
E 35
N1 8



Corona / Starting Ring 123.242

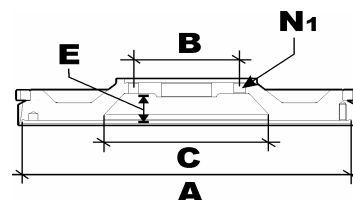
Motore / Engine
8460.21

Models **BUSES**
370S24

CEI no.
196.236
O.E.M. Ref
4805040
4762851



Size mm
Clutch Ø 430
A 476
B 90
C 215
E 45,5
N1 8+1



Corona / Starting Ring **123.142**

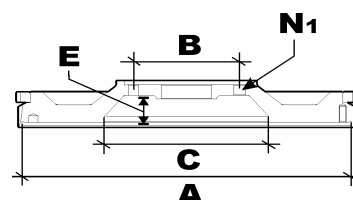
Motore / Engine
8460

Models **BUSES**
370S25

CEI no.
196.127
O.E.M. Ref
4792154
4699030



Size mm
Clutch Ø 430
A 471
B 110
C 215
E 27,5
N1 8



Corona / Starting Ring **123.150**

Motore / Engine
8210.02/22

Models **BUSES**
370S25L - 370S30
AP160

All original equipment manufacturer's numbers, symbols, pictures, models and description used in this catalogue are for reference only, and it is not implied that any part listed is the product of these manufacturers. Tutti i nostri particolari non sono originali ma con essi intercambiabili. I riferimenti originali, le figure, i modelli sono esposti a semplice titolo indicativo. La nostra produzione riporta il nostro marchio.

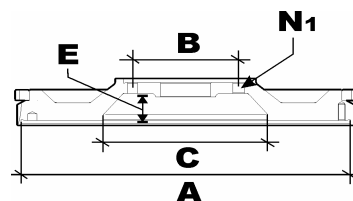
CEI no.
196.265

O.E.M. Ref
98491646

Motore / Engine
8360.46B/46V



Size mm
Clutch Ø 380
A 410
B 96,5
C 130
E 23,5
N1 7



Corona / Starting Ring **Integrale**
Integral

Models BUSES
370SE27
CityClass 491 - 591 / EuroPolis 200E

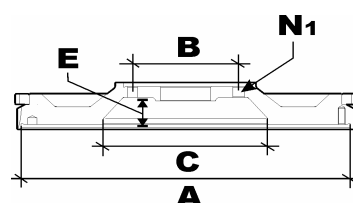
CEI no.
196.264

O.E.M. Ref
61318471

Motore / Engine
8640.41M/41R/41S



Size mm
Clutch Ø 430
A 450
B 85
C 237
E 27
N1 8



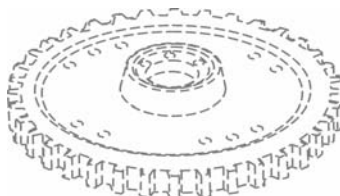
Corona / Starting Ring **123.142**

Models BUSES
370SE29 - 370SE35
EuroClass 29 - 35 - HD

CEI no.
196.301

O.E.M. Ref
61321207

Motore / Engine
8640.41M/41R/41S



Size mm
Clutch Ø 430

Figura Non Disponibile
Picture not available

Corona / Starting Ring **123.142**

Models BUSES
370SE29 - 370SE35 (Motore / Engine **EURO2**)
EuroClass 29 - 35 - HD (Motore / Engine **EURO2**)

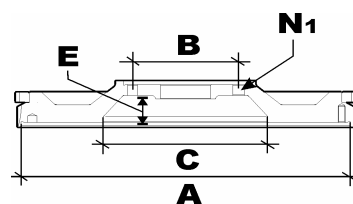
CEI no.
196.155

O.E.M. Ref
4805042
4732319

Motore / Engine
8280.02



Size mm
Clutch Ø 430
A 476
B 90/100
C 215
E 30
N1 8+1



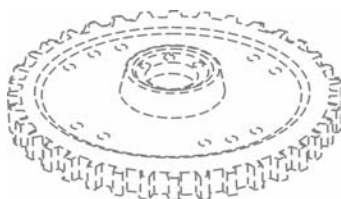
Corona / Starting Ring **123.142**

Models BUSES
370S35

CEI no.
196.302

O.E.M. Ref
61321208

Motore / Engine
8460.41/41R



Size mm
Clutch Ø

Figura Non Disponibile
Picture not available

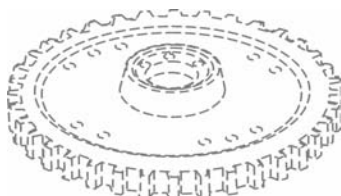
Corona / Starting Ring **123.142**

Models **BUSES**
EuroClass 29 - 35 (Motore / Engine **EURO2**)
EuroRider 26A - 29A (Motore / Engine **EURO2**)

CEI no.
196.384

O.E.M. Ref
504018972

Motore / Engine
F2BE3681



Size mm
Clutch Ø

Figura Non Disponibile
Picture not available

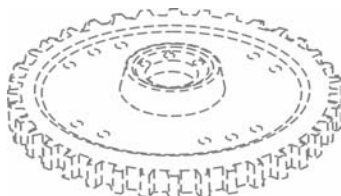
Corona / Starting Ring 123.245

Models **BUSES**
MY WAY 399.35
Arway E4 - EuroRider 31/33/35 E4

CEI no.
196.385

O.E.M. Ref
504150473

Motore / Engine



Size mm
Clutch Ø

Figura Non Disponibile
Picture not available

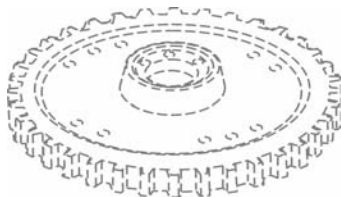
Corona / Starting Ring **123.246**

Models **BUSES**
Arway 15M
EuroRider 38 E4

CEI no.
196.386

O.E.M. Ref
500336751

Motore / Engine



Size mm
Clutch Ø

Figura Non Disponibile
Picture not available

Corona / Starting Ring 123.245

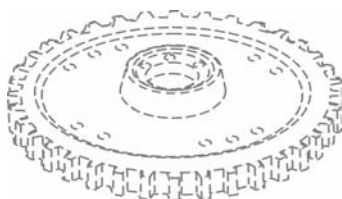
Models **BUSES**
Arway E4 - Citelis 12M/18M/DS - CityClass 25/29/35 - Crossway - Recreo - Euroclass 35 -
EuroRider 31/33/35 - Evadys - Heuliez

All original equipment manufacturer's numbers, symbols, pictures, models and description used in this catalogue are for reference only, and it is not implied that any part listed is the product of these manufacturers. Tutti i nostri particolari non sono originali ma con essi intercambiabili. I riferimenti originali, le figure, i modelli sono esposti a semplice titolo indicativo. La nostra produzione riporta il nostro marchio.

CEI no.
196.303

O.E.M. Ref
61318968
61317046

Motore / Engine
8460.21



Size mm
Clutch Ø

Figura Non Disponibile
Picture not available

Corona / Starting Ring 123.242

Models **BUSES**
TurboCity 480 - 580 - 680

All original equipment manufacturers' numbers, symbols, pictures, models and description used in this catalogue are for reference only, and it is not implied that any part listed is the product of these manufacturers.
Tutti i nostri particolari non sono originali ma con essi intercambiabili. I riferimenti originali, le figure, i modelli sono esposti a semplice titolo indicativo. La nostra produzione riporta il nostro marchio.

CEI no.
196.127

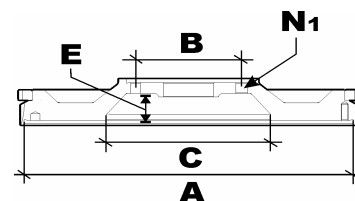
O.E.M. Ref
110478

Motore / Engine
8210.02



Models **BM**
BM 304

Size mm
Clutch Ø 430
A 471
B 110
C 215
E 27,5
N1 8



Corona / Starting Ring **123.150**

CEI no.
196.155

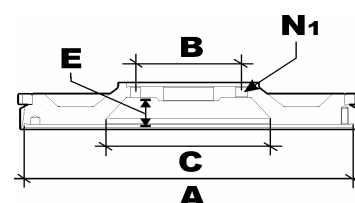
O.E.M. Ref
49302

Motore / Engine
8280.02



Models **BM**
BM 305 - BM 309

Size mm
Clutch Ø 430
A 476
B 90/100
C 215
E 30
N1 8+1



Corona / Starting Ring **123.142**

CEI no.
196.252

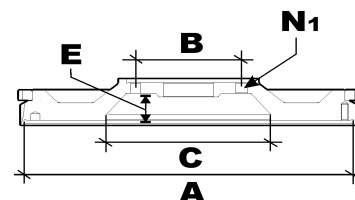
O.E.M. Ref

Motore / Engine
8210.42



Models **BM**
BM 64.36

Size mm
Clutch Ø 430
A 475
B 110
C 237
E 26
N1 8



Corona / Starting Ring **123.150**

CEI no.
196.178

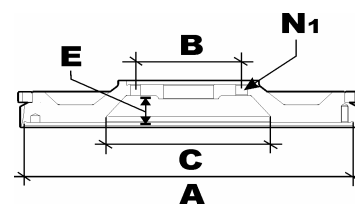
O.E.M. Ref

Motore / Engine
8281.51



Models **BM**
BM 64.42

Size mm
Clutch Ø 430
A 475
B 90/100
C 235
E 35
N1 8+1



Corona / Starting Ring **123.142**

All original equipment manufacturer's numbers, symbols, pictures and description used in this catalogue are for reference only, and it is not implied that any part listed is the product of these manufacturers. Tutti i nostri particolari non sono originali ma con essi intercambiabili. I riferimenti originali, le figure, i modelli sono esposti a semplice titolo indicativo. La nostra produzione riporta il nostro marchio.

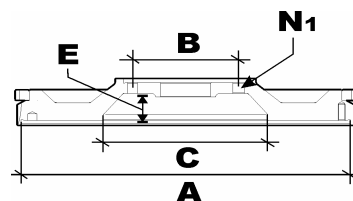
CEI no.
196.251

O.E.M. Ref
117920

Motore / Engine
8210.42K



Size mm	
Clutch Ø 430	
A	475
B	110
C	237
E	26
N1	8



Corona / Starting Ring **123.150**

Models **HD**
HD6 64.38 - HD7 42.38 - HD7 84.38

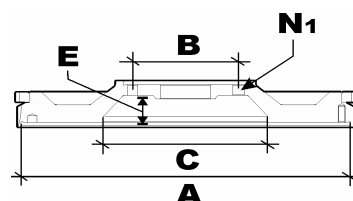
CEI no.
196.253

O.E.M. Ref
958521

Motore / Engine
8210.42M



Size mm	
Clutch Ø 430	
A	475
B	110
C	237
E	26
N1	8



Corona / Starting Ring **123.150**

Models **HD**
HD7 84.47

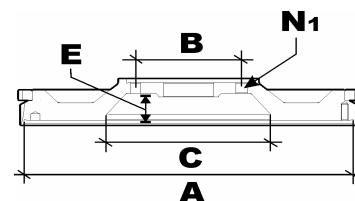
All original equipment manufacturers numbers, symbols, pictures, models and description used in this catalogue are for reference only, and it is not implied that any part listed is the product of these manufacturers.
Tutti i nostri particolari non sono originali ma con essi intercambiabili. I riferimenti originali, le figure, i modelli sono esposti a semplice titolo indicativo. La nostra produzione riporta il nostro marchio.

CEI no.
196.261

O.E.M. Ref
1209568



Size mm
Clutch Ø 390
A 435
B 104/102
C 192
E 27
N1 9+3



Corona / Starting Ring 123.213

Motore / Engine

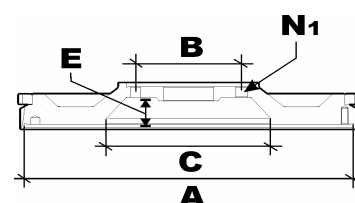
Models **Old Generation**
F2300 - F2500 - F2700

CEI no.
196.260

O.E.M. Ref
1207713



Size mm
Clutch Ø 430
A 450
B 130
C 236
E 27
N1 6+3



Corona / Starting Ring 123.215

Motore / Engine

Models **Old Generation**
F2800 - F2900 - F3200 - F3300 - F3600

CEI no.
196.304

O.E.M. Ref
1248017

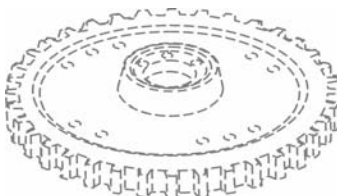


Figura Non Disponibile
Picture not available

Corona / Starting Ring **123.214**

Motore / Engine

Models **New Generation**
F75

CEI no.
196.305

O.E.M. Ref
1307716

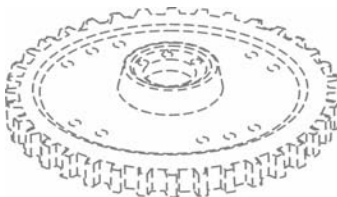


Figura Non Disponibile
Picture not available

Corona / Starting Ring **123.214**

Motore / Engine

Models **New Generation**
F75 - 75CF

All original equipment manufacturer's numbers, symbols, pictures, models and description used in this catalogue are for reference only, and it is not implied that any part listed is the product of these manufactures. Tutti i nostri particolari non sono originali ma con essi intercambiabili. I riferimenti originali, le figure, i modelli sono esposti a semplice titolo indicativo. La nostra produzione riporta il nostro marchio.

CEI no.
196.259

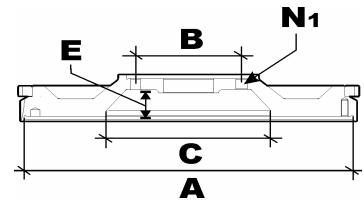
O.E.M. Ref
1236598
397808
728821

Motore / Engine



Models New Generation
F95

Size mm
Clutch Ø 430
A 475
B 110/130
C 236
E 32
N1 10+3+1



Corona / Starting Ring **123.214**

CEI no.
196.286

O.E.M. Ref
1314029
1249198

Motore / Engine



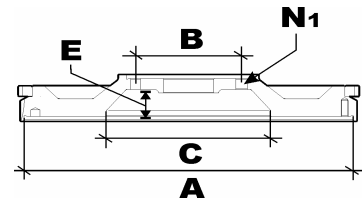
Models New Generation

F85 - 85CF - F95 - 95XF (Fino al / Until to 2001)

Il vecchio tipo 1249198 usa la corona 123.214 (Ø Int. 458,0 mm) anziché la 123.255 (Ø Int. 440,0 mm)

Old type 1249198 uses 123.214 starting ring (Ø Int. 458,0 mm) in place of 123.255 (Ø Int. 440,0 mm)

Size mm
Clutch Ø 430
A 475
B 110/130
C 236
E 38
N1 10+2+1



Corona / Starting Ring **123.255**

CEI no.
196.433

O.E.M. Ref
1442512

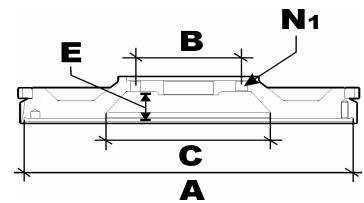
Motore / Engine



Models New Generation

F85 - 85CF - F95 - 95XF (Dal / Since 2001)

Size mm
Clutch Ø 430
A 475
B 130
C 236
E 35
N1 10+2+1

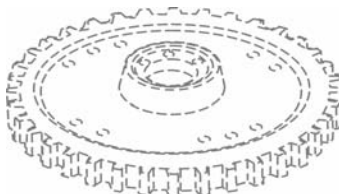


Corona / Starting Ring **123.255**

CEI no.
196.387

O.E.M. Ref
1333196

Motore / Engine



Models New Generation

85CF - 95XF - CF85 - XF95

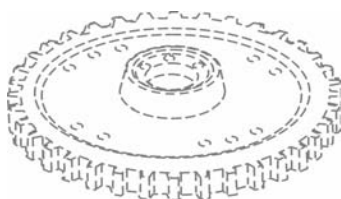
Size mm
Clutch Ø 430
A
B
C
E
N1

Figura Non Disponibile
Picture not available

Corona / Starting Ring **123.255**

All original equipment manufacturers numbers, symbols, pictures, models and description used in this catalogue are for reference only, and it is not implied that any part listed is the product of these manufacturers. Tutti i nostri particolari non sono originali ma con essi intercambiabili. I riferimenti originali, le figure, i modelli sono esposti a semplice titolo indicativo. La nostra produzione riporta il nostro marchio.

CEI no.
196.388
O.E.M. Ref
1458779



Size mm
Clutch Ø 430
A
B
C
E
N1

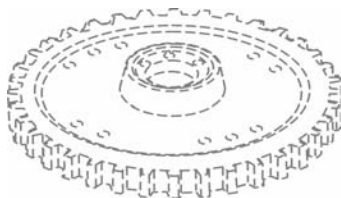
Figura Non Disponibile
Picture not available

Corona / Starting Ring **123.255**

Motore / Engine

Models New Generation
CF85 - XF95

CEI no.
196.389
O.E.M. Ref
1626241



Size mm
Clutch Ø 430
A
B
C
E
N1

Figura Non Disponibile
Picture not available

Corona / Starting Ring 123.305

Motore / Engine

Models New Generation
CF85 - XF95 - XF105

All original equipment manufacturer's numbers, symbols, pictures, models and description used in this catalogue are for reference only, and it is not implied that any part listed is the product of these manufacturers.
Tutti i nostri particolari non sono originali ma con essi intercambiabili. I riferimenti originali, le figure, i modelli sono esposti a semplice titolo indicativo. La nostra produzione riporta il nostro marchio.

CEI no.

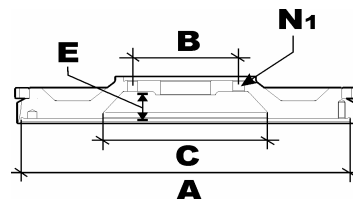
196.247

O.E.M.Ref

352 030 3905



Size mm	
Clutch Ø 310	
A	365
B	105
C	162
E	20
N1	8



Corona / Starting Ring **123.194**

Motore / Engine

OM352 - OM364
OM366

Models **NG**

813-814-817-911-913-914-917-1113-1114-1313-1314-1413-1414-1513-1514

CEI no.

196.248

O.E.M.Ref

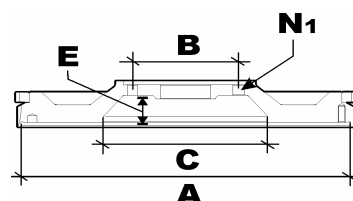
352 030 7305

352 030 6605

376 030 1305



Size mm	
Clutch Ø 360	
A	395
B	105
C	190
E	22
N1	8



Corona / Starting Ring **123.206**

Motore / Engine

OM362 - OM366

Models **NG**

1117-1124-1217-1314-1419-1514-1517-1717-2219

CEI no.

196.192

O.E.M.Ref

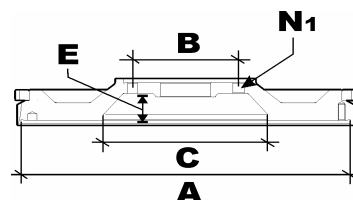
355 030 1405

355 030 1305

355 030 0905



Size mm	
Clutch Ø	
A	390
B	125
C	193
E	20
N1	12



Corona / Starting Ring **123.128**

Motore / Engine

OM346 - OM355

Models **NG**

1420-1620-1624-1920-1924-2220-2620-2624

CEI no.

196.183

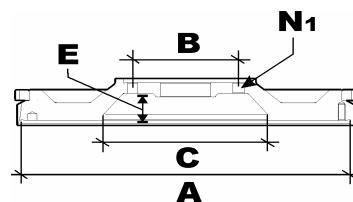
O.E.M.Ref

403 030 1305

403 030 1605



Size mm	
Clutch Ø 380	
A	435
B	88/100
C	196
E	22
N1	10+1



Corona / Starting Ring **123.176**

Motore / Engine

OM402 - OM422

Models **MK**

1222-1225-1228-1425-1428-1429-1622-1625-1628-1922-1925-1928-2025-2028-2225-2228-2425-2628 Bus O305-O307

All original equipment manufacturers numbers, symbols, models and description used in this catalogue are for reference only, and it is not implied that any part listed is the product of these manufacturers. Tutti i nostri particolari non sono originali ma con essi intercambiabili. I riferimenti originali, le figure, i modelli sono esposti a semplice titolo indicativo. La nostra produzione riporta il nostro marchio.

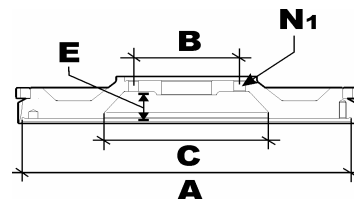
CEI no.

196.235

O.E.M.Ref
422 030 0505



Size mm
Clutch Ø 390
A 435
B 88/100
C 245
E 21
N1 10+1



Corona / Starting Ring **123.176**

Motore / Engine
OM442
(MANNHEIM)

Models MK

1635-1928-1935-1936-2028-2035-2036-2228-2235-2236-2436-2528-2535-2536-2628-2635-2636-3028-3228-3235-3328-335-3528-3536-4436

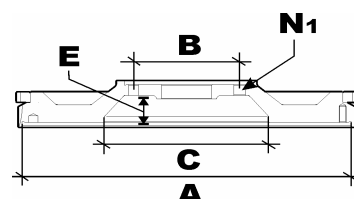
CEI no.

196.184

O.E.M.Ref
447 030 1805
403 030 1405



Size mm
Clutch Ø 420
A 475
B 88/100
C 216
E 22
N1 10+1



Corona / Starting Ring **123.176**

Motore / Engine
OM402 - OM403
OM407 - OM423
OM423 - OM447

Models MK

1222-1225-1228-1425-1428-1429-1622-1625-1628-1922-1925-1928-2025-2028-2225-2228-2425-2628 Bus O305-O307-O407

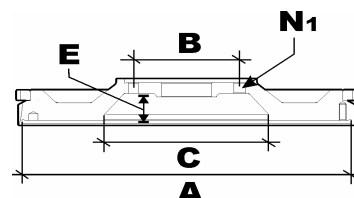
CEI no.

196.284

O.E.M.Ref
441 030 0405



Size mm
Clutch Ø 430
A 450
B 88
C 216
E 20
N1 10



Corona / Starting Ring **123.176**

Motore / Engine
OM441

Models MK

1622-1628-1633-1733-2028-2222-2225-2228-2233-2236-2428-2433-3028-3228

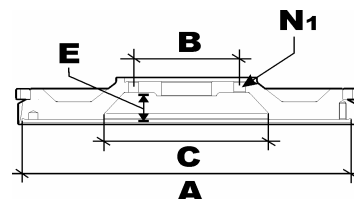
CEI no.

196.239

O.E.M.Ref
442 030 1905
442 030 1005
442 030 0505



Size mm
Clutch Ø 430
A 475
B 88/100
C 235
E 22
N1 10+1



Corona / Starting Ring **123.176**

Motore / Engine
OM401 - OM402
OM441 - OM442

Models MK and SK

1222-1225-1226-1422-1622-1629-1635-1722-1726-1733-1735-1822-1824-1834-1922-1935-2222-2229-2422-2429-2433-2435-2529-2534-2629-3539 Bus 0 404

All original equipment manufacturer's numbers, symbols, pictures, models and description used in this catalogue are for reference only, and it is not implied that any part listed is the product of these manufacturers. Tutti i nostri particolari non sono originali ma con essi intercambiabili. I riferimenti originali, le figure, i modelli sono esposti a semplice titolo indicativo. La nostra produzione riporta il nostro marchio.

CEI no.

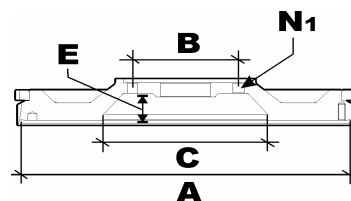
196.200

O.E.M.Ref
442 030 0205

Motore / Engine
OM401 - OM402
OM441 - OM442



Size mm
Clutch Ø 430
A 475
B 88/100
C 235
E 21
N1 10+1



Corona / Starting Ring **123.176**

Models SK

1222-1422-1622-1635-1722-1735-1822-1824-1922-1935-2422-2435 Bus0404
Puo' essere sostituito dal 196.239 / Can be replaced by 196.239

CEI no.

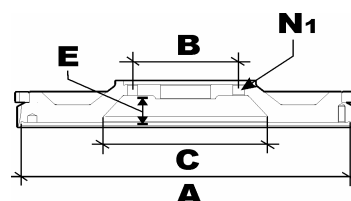
196.291

O.E.M.Ref
906 030 2105
906 030 1705

Motore / Engine
OM904
Euro2



Size mm
Clutch Ø 370
A 394
B 74
C 235,5
E 18,5
N1 8



Corona / Starting Ring **123.247**

Models ATEGO

712-714-715-814-815-818-823-915-917-918-923-925-1015-1017-1018-1023-1214-1215-1217-1218-1223-1225-1228-137-1318-1323-1325-1328-1517-1518-1523-1528

CEI no.

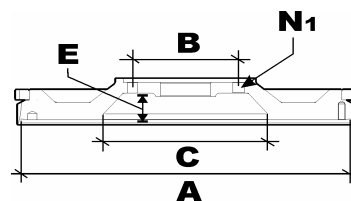
196.295

O.E.M.Ref
906 030 2005
906 030 1605

Motore / Engine
OM904
Euro3



Size mm
Clutch Ø 370
A 395
B 74/82
C 236
E 25,5
N1 8+1



Corona / Starting Ring **123.206**

Models ATEGO

712-714-715-814-815-818-823-915-917-918-923-925-1015-1017-1018-1023-1214-1215-1217-1218-1223-1225-1228-137-1318-1323-1325-1328-1517-1518-1523-1528

CEI no.

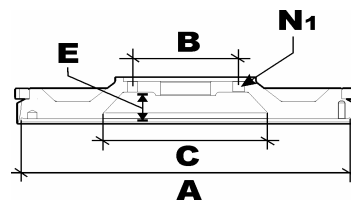
196.390

O.E.M.Ref
906 030 5405
906 030 2905
906 030 3605

Motore / Engine
OM904



Size mm
Clutch Ø 370
A 395
B 84
C 235,5
E 19,5
N1 8



Corona / Starting Ring **123.247**

Models ATEGO

712-716-822-824

CEI no.
196.391

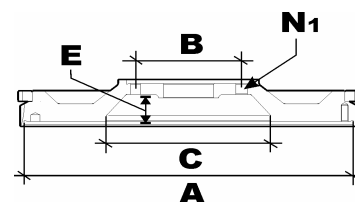
O.E.M.Ref
906 030 5705
906 030 3205
906 030 3805

Motore / Engine
OM904



Models **ATEGO**
712-716-822-824

Size mm
Clutch Ø 370
A 395
B 84
C 235,5
E 19,5
N1 8

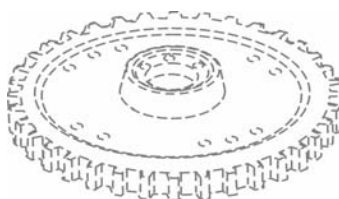


Corona / Starting Ring **123.206**

CEI no.
196.392

O.E.M.Ref
906 030 3405

Motore / Engine
OM904



Models **ATEGO**
712-716-822-824

Size mm
Clutch Ø
A
B
C
E
N1

Figura Non Disponibile
Picture not available

Corona / Starting Ring **123.247**

CEI no.
196.306

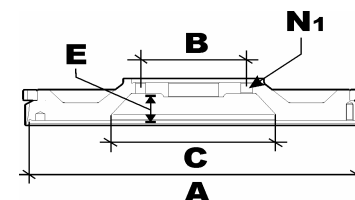
O.E.M.Ref
906 030 3005
906 030 3705

Motore / Engine
OM904 / OM906
OM924



Models **ATEGO and MAXI-ATEGO**
915-917-918-923-925-1015-1017-1018-1023-1214-1215-1217-1218-1223-1225-1228-137-1318-
1323-1325-1328-1517-1518-1523-1528-1823-1828-2523-2528-2628

Size mm
Clutch Ø 400
A 435
B 82/84
C 236
E 25
N1 8+1

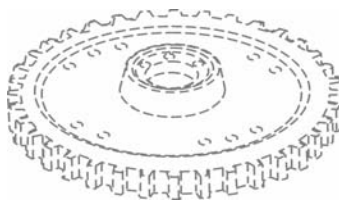


Corona / Starting Ring **123.247**

CEI no.
196.307

O.E.M.Ref
906 030 4605
906 030 3905
906 030 3305

Motore / Engine
OM906



Models **ATEGO**
712-716-822-824

Size mm
Clutch Ø
A
B
C
E
N1

Figura Non Disponibile
Picture not available

Corona / Starting Ring **123.248**

All original equipment manufacturer's numbers, symbols, pictures, models and description used in this catalogue are for reference only, and it is not implied that any part listed is the product of these manufacturers. Tutti i nostri particolari non sono originali ma con essi intercambiabili. I riferimenti originali, le figure, i modelli sono esposti a semplice titolo indicativo. La nostra produzione riporta il nostro marchio.

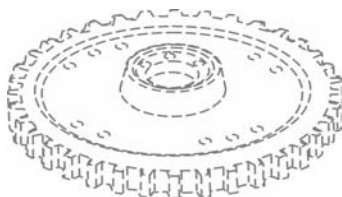
CEI no.

196.394

O.E.M.Ref

906 030 0759

Motore / Engine
OM906



Models **ATEGO**
712-716-822-824

Size mm

Clutch Ø

A

B

C

E

N1

Figura Non Disponibile

Picture not available

Corona / Starting Ring **123.247**

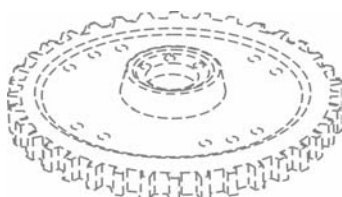
CEI no.

196.395

O.E.M.Ref

906 030 0859

Motore / Engine
OM906 - OM924



Models **ATEGO**
712-716-822-824

Size mm

Clutch Ø

A

B

C

E

N1

Figura Non Disponibile

Picture not available

Corona / Starting Ring **123.247**

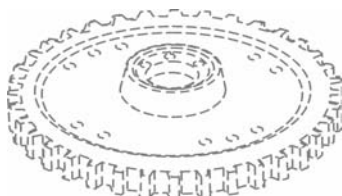
CEI no.

196.396

O.E.M.Ref

906 030 5505

Motore / Engine
OM906 - OM924



Models **ATEGO**
712-716-822-824

Size mm

Clutch Ø

A

B

C

E

N1

Figura Non Disponibile

Picture not available

Corona / Starting Ring **123.247**

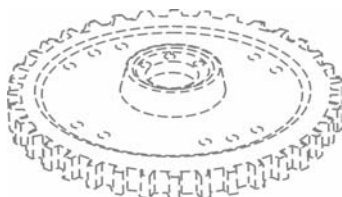
CEI no.

196.397

O.E.M.Ref

906 030 6105

Motore / Engine
OM906



Models **ATEGO**
712-716-822-824

Size mm

Clutch Ø

A

B

C

E

N1

Figura Non Disponibile

Picture not available

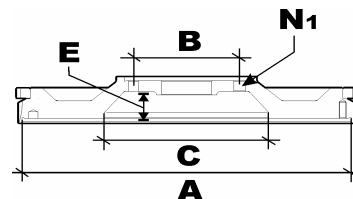
Corona / Starting Ring **123.247**

CEI no.
196.308

O.E.M.Ref
457 030 0605



Size mm
Clutch Ø 430
A 475
B 88
C 234,5
E 17
N1 10



Corona / Starting Ring **123.176**

Motore / Engine
OM457

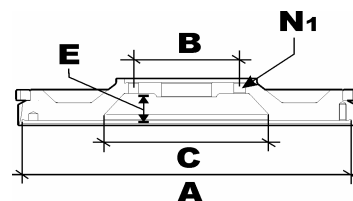
Models **AXOR**
1835-1840-1843-2535-2540-2543

CEI no.
196.246

O.E.M.Ref
541 030 0105



Size mm
Clutch Ø 430
A 475
B 88/100
C 235
E 21
N1 10+1



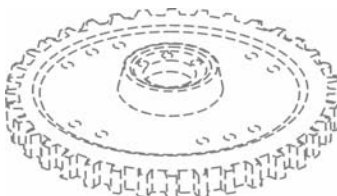
Corona / Starting Ring **123.176**

Motore / Engine
OM501 - OM502

Models **ACTROS and NEW ACTROS**
1831-1832-1835-1840-1848-1843-2031-2032-2040-2531-2536-2540-2543-2548-2553-2554-2631-2635-2640-2643-2646-2648-2650-2657-2658-3331-3335-3343-3346-3348-3350-3353

CEI no.
196.398

O.E.M.Ref
542 030 0305



Size mm
Clutch Ø
A
B
C
E
N1

Figura Non Disponibile
Picture not available

Corona / Starting Ring **123.176**

Motore / Engine
OM502

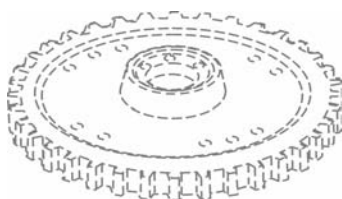
Models **ACTROS**
1831-1832-1835-1840-1848-1843-2031-2032-2040-2531-2536-2540-2543-2548-2553-2554-2631-2635-2640-2643-2646-2648-2650-2657-2658-3331-3335-3343-3346-3348-3350-3353

CEI no.

196.399

O.E.M.Ref

542 030 0059



Size mm

Clutch Ø

A

B

C

E

N1

Figura Non Disponibile

Picture not available

Corona / Starting Ring **123.176**

Motore / Engine

OM502

Models **ACTROS**

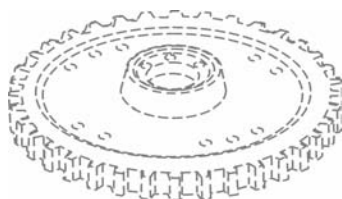
1831-1832-1835-1840-1848-1843-2031-2032-2040-2531-2536-2540-2543-2548-2553-2554-2631-2635-2640-2643-2646-2648-2650-2657-2658-3331-3335-3343-3346-3348-3350-3353

All original equipment manufacturers' numbers, symbols, pictures, models and description used in this catalogue are for reference only, and it is not implied that any part listed is the product of these manufacturers.
Tutti i nostri particolari non sono originali ma con essi intercambiabili. I riferimenti originali, le figure, i modelli sono esposti a semplice titolo indicativo. La nostra produzione riporta il nostro marchio.

CEI no.
196.309

O.E.M.Ref
51 02301 7389
51 02301 7374

Motore / Engine
D0824-D0826
D0836



Size mm
Clutch Ø 380

Figura Non Disponibile
Picture not available

Corona / Starting Ring 123.249

Models **L2000 - M2000**

Da / From : 11 Ton a / To 18 Ton (Telai L xx- M xx Year 95' →)

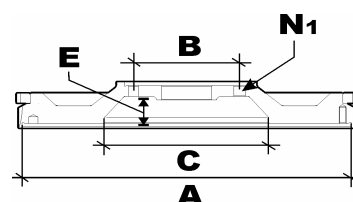
CEI no.
196.183

O.E.M.Ref
51 02301 7295
51 02301 7290
51 02301 7325

Motore / Engine
D2530-D2538
D2556-D2565-D2566
D2865-D2866



Size mm
Clutch Ø 380
A 435
B 88/100
C 196
E 22
N1 10+1



Corona / Starting Ring **123.176**

Models **F90**

Da / From : 16 Ton a / To 35 Ton (Telai E xx- F xx Year 80' →)

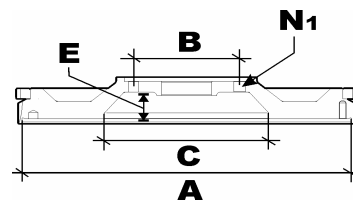
CEI no.
196.214

O.E.M.Ref
51 02301 7410
51 02301 7392
51 02301 5045

Motore / Engine
D2865-D2866



Size mm
Clutch Ø 400
A 450
B 88/100
C 216
E 22
N1 10+1



Corona / Starting Ring **123.176**

Models **F90**

Da / From : 16 Ton a / To 35 Ton (Telai E xx- F xx Year 80' →)

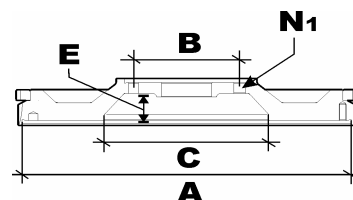
CEI no.
196.184

O.E.M.Ref
51 02301 7300
51 02301 7293
51 02301 7326

Motore / Engine
D2530-D2538-D2556
D2566-D2840-D2865
D2866



Size mm
Clutch Ø 420
A 475
B 88/100
C 216
E 22
N1 10+1



Corona / Starting Ring **123.176**

Models **F90**

Da / From : 16 Ton a / To 35 Ton (Telai E xx- F xx Year 80' →)

CEI no.

196.200

O.E.M.Ref

51 02301 7414

51 02301 7411

51 02301 7387

Motore / Engine

D2840

D2865-D2866



Size mm

Clutch Ø 430

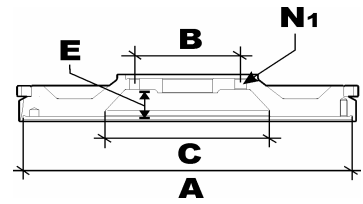
A 475

B 88/100

C 235

E 21

N1 10+1



Corona / Starting Ring **123.176**

Models **F90 - F2000**

Da / From : 16 Ton a / To 35 Ton (Telai E xx- F xx- T xx- U xx Year 80' →)

Sostituito da 196.242 / Replaced By 196.242

CEI no.

196.242

O.E.M.Ref

51 02301 7440

51 02301 6033

51 02301 6032

Motore / Engine

D2866-D2876



Size mm

Clutch Ø 430

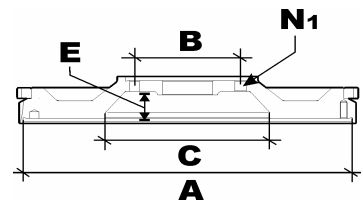
A 475

B 88/100

C 235

E 21

N1 10+1



Corona / Starting Ring **123.176**

Models **F90 - F2000 - TGA**

Da / From : 16 Ton a / To 35 Ton (Telai E xx- F xx- H xx- T xx- U xx Year 80' →)

6 Fresature / 6 Marks

CEI no.

196.241

O.E.M.Ref

51 02301 7439

Motore / Engine

D2840-D2865



Size mm

Clutch Ø 430

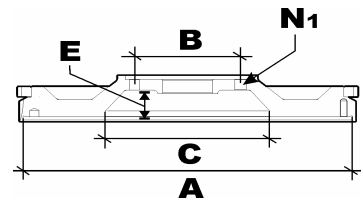
A 475

B 88/100

C 235

E 21

N1 10+1



Corona / Starting Ring **123.176**

Models **F90 - F2000**

Da / From : 16 Ton a / To 35 Ton (Telai E xx- F xx- T xx- U xx Year 80' →)

5 Fresature / 5 Marks

CEI no.

196.400

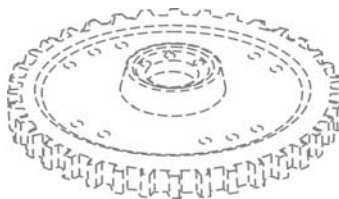
O.E.M.Ref

51 02301 5267

51 02301 5190

Motore / Engine

D0836



Size mm

Clutch Ø

A

B

C

E

N1

Figura Non Disponibile

Picture not available

Corona / Starting Ring 51 02310 0087

Models **TGL / TGM**

7,5 Ton / 8 Ton (Telai / Chassis Nxx Year 04' →)

15 Ton / 16 Ton / 18 Ton / 26 Ton (Telai / Chassis Nxx Year 05' →)

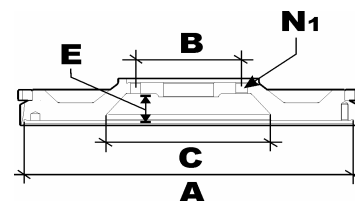
CEI no.
196.310

O.E.M.Ref
51 02301 5258
51 02301 5209

Motore / Engine
D2066



Size mm	
Clutch Ø 430	
A	475
B	88
C	257
E	18
N1	10



Corona / Starting Ring **123.176**

Models **TGA**

15 Ton / 16 Ton / 18 Ton / 26 Ton (Telai / Chassis Nxx)

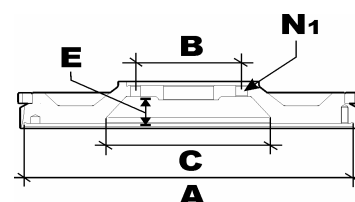
CEI no.
196.311

O.E.M.Ref
51 02301 5259
51 02301 5210

Motore / Engine
D2066



Size mm	
Clutch Ø 430	
A	475
B	88
C	235
E	18
N1	10



Corona / Starting Ring **123.176**

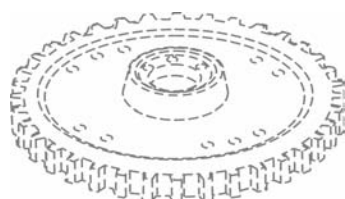
Models **TGA**

Da / From 18 A / To 35 Ton (Telai / Chassis Hxx Year 99' →)

CEI no.
196.401

O.E.M.Ref
51 02301 6080

Motore / Engine
D2676



Size mm	
Clutch Ø	
A	
B	
C	
E	
N1	

Figura Non Disponibile
Picture not available

Corona / Starting Ring **123.176**

Models **TGA**

15 Ton / 16 Ton / 18 Ton / 26 Ton (Telai / Chassis Hxx)

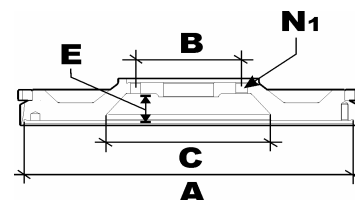
CEI no.
196.402

O.E.M.Ref
51 02301 6034

Motore / Engine
D2876



Size mm	
Clutch Ø 430	
A	474,5
B	88
C	257
E	19
N1	10



Corona / Starting Ring **123.176**

Models **TGA**

15 Ton / 16 Ton / 18 Ton / 26 Ton (Telai / Chassis Hxx)

CEI no.

196.356

O.E.M.Ref

51 02301 6043

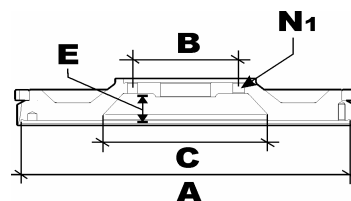
51 02301 5177

Motore / Engine

D2876



Size mm	
Clutch Ø 430	
A	475
B	88
C	257
E	19
N1	10+1



Corona / Starting Ring **123.176**

Models **TGA**

15 Ton / 16 Ton / 18 Ton / 26 Ton (Telai / Chassis Hxx)

All original equipment manufacturers' numbers, symbols, pictures, models and description used in this catalogue are for reference only, and it is not implied that any part listed is the product of these manufacturers.
Tutti i nostri particolari non sono originali ma con essi intercambiabili. I riferimenti originali, le figure, i modelli sono esposti a semplice titolo indicativo. La nostra produzione riporta il nostro marchio.

CEI no.

196.277

O.E.M. Ref

50 00 676 405

50 10 203 124

Motore / Engine

MIDS 06.02.12

MIDS 06.02.26



Size mm

Clutch Ø 350

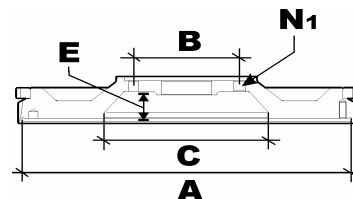
A 375

B 85

C 192

E 23

N1 8



Corona / Starting Ring **123.224**

Models **M - S**

M/S 140-150-160-180-210-220-230-250

JE 13-15 - PS150/160 - MIDLINER

CEI no.

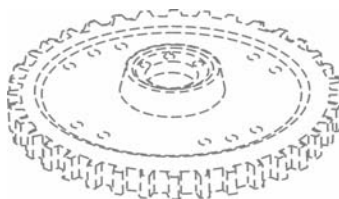
196.403

O.E.M. Ref

50 10 258 296

Motore / Engine

MIDR 06.02.26



Size mm

Clutch

A

B

C

E

N1

Figura Non Disponibile

Picture not available

Corona / Starting Ring **123.224**

Models **MIDLUM**

MIDLUM

Con Cambio / With Gearbox : 4106

CEI no.

196.312

O.E.M. Ref

50 10 258 100

Motore / Engine

MIDR 06.02.26



Size mm

Clutch Ø 400

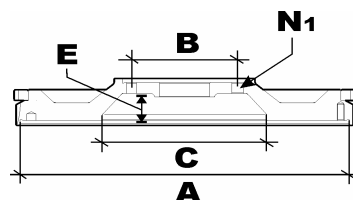
A 435

B 85

C 216

E 37

N1 8



Corona / Starting Ring **123.224**

Models **MIDLUM**

MIDLUM

Con Cambio / With Gearbox : EATON 8209

CEI no.

196.404

O.E.M. Ref

50 10 450 369

Motore / Engine

DCI 6



Size mm

Clutch Ø 380

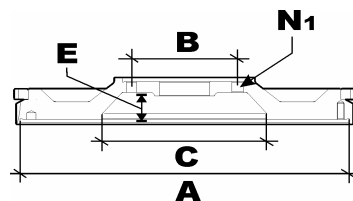
A 395,5

B 75

C 192,5

E 29,5

N1 8



Corona / Starting Ring **123.224**

Models **MIDLUM**

MIDLUM

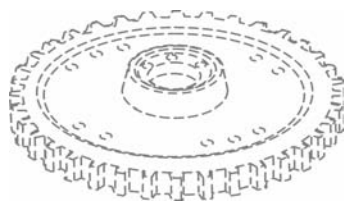
Con Cambio / With Gearbox : EATON FS5206A

CEI no.

196.405

O.E.M. Ref
50 10 450 325

Motore / Engine
DCI 6



Size mm

Clutch

A
B
C
E
N1

Figura Non Disponibile

Picture not available

Corona / Starting Ring **123.224**

Models **MIDLUM**

MIDLUM

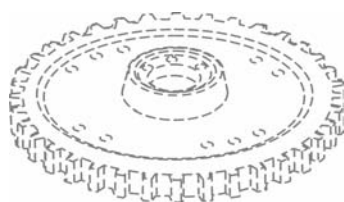
Con Cambio / With Gearbox : EATON FS6406A

CEI no.

196.407

O.E.M. Ref
74 20 796 163

Motore / Engine
DXI 5



Size mm

Clutch

A
B
C
E
N1

Figura Non Disponibile

Picture not available

Corona / Starting Ring 123.306

Models **MIDLUM**

MIDLUM

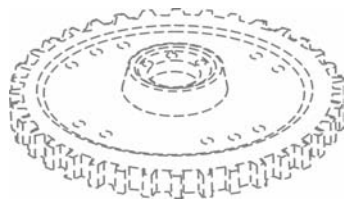
Con Cambio / With Gearbox : ZF

CEI no.

196.406

O.E.M. Ref
74 20 790 229

Motore / Engine
DXI 7



Size mm

Clutch

A
B
C
E
N1

Figura Non Disponibile

Picture not available

Corona / Starting Ring 123.306

Models **MIDLUM - PREMIUM**

MIDLUM - PREMIUM

Con Cambio / With Gearbox : ZF

CEI no.

196.245

O.E.M. Ref
50 00 663 606

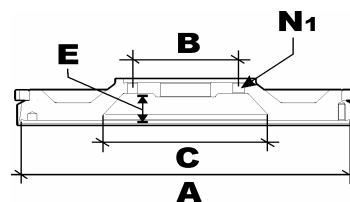
Motore / Engine
MIDR 06.20.45
1a Gen / 1st Gen.



Size mm

Clutch \varnothing 430

A 457
B 125
C 221
E 23
N1 8+1



Corona / Starting Ring **123.196**

Models **CIG - "G" MANAGER - "R" Series**

C-G 230 / 260 / 280 / 290 / 300 / 320 / 340 - "G" MANAGER

"R" Fino al / Up to 1992

CEI no.

196.243

O.E.M. Ref
50 00 686 610

Motore / Engine

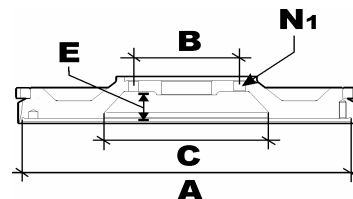
MIDR 06.20.45

MIDR 06.23.56

2a Gen / 2nd Gen.



Size mm
Clutch Ø 430
A 470
B 125
C 239
E 25
N1 8+1



Corona / Starting Ring **123.196**

Models **CIG - "R" Series - MAXTER**

C-G 220 / 230 / 270 / 280 / 290 / 300 / 340 - "R" Fino al / Up to 1992 and "R" Dal / From 1993

CEI no.

196.228

O.E.M. Ref
50 00 666 395

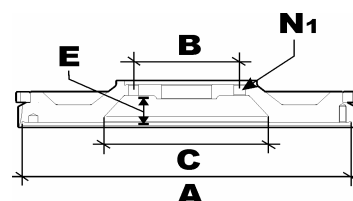
Motore / Engine

MIDR 06.35.40

1a Gen / 1st Gen.



Size mm
Clutch Ø 430
A 457
B 102
C 216
E 20
N1 7+1



Corona / Starting Ring **123.196**

Models **CBHICLM - "R" Series**

CBH-CLM 280 / 340

"R" Fino al / Up to 1992

CEI no.

196.256

O.E.M. Ref
50 00 693 023

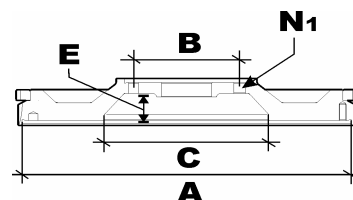
Motore / Engine

MIDR 06.35.40

2a Gen / 2nd Gen.



Size mm
Clutch Ø 430
A 470
B 102
C 238
E 20
N1 7+1



Corona / Starting Ring **123.196**

Models **CBHICLM - "R" Series - MAGNUM**

CBH-CLM 320 / 385 - "R" Dal / From 1993

CEI no.

196.243

O.E.M. Ref
50 00 686 610

Motore / Engine

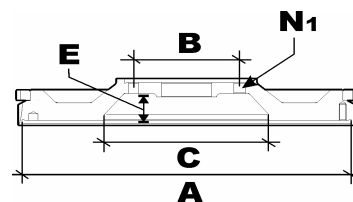
MIDR 06.20.45

MIDR 06.23.56

2a Gen / 2nd Gen.



Size mm
Clutch Ø 430
A 470
B 125
C 239
E 25
N1 8+1



Corona / Starting Ring **123.196**

Models **KERAX - PREMIUM**

Da/From 300 A/To 400 CC

CEI no.

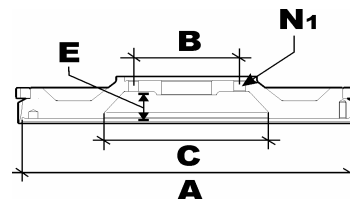
196.359

O.E.M. Ref
50 10 550 772

Motore / Engine
MIDR 06.23.56



Size mm	
Clutch Ø 430	
A	470
B	132
C	239
E	25
N1	12+1



Corona / Starting Ring **123.267**

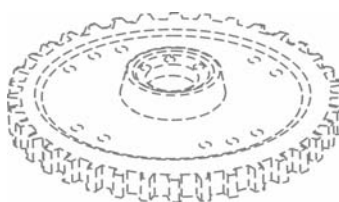
Models **KERAX - PREMIUM**
Da/Since 2000

CEI no.

196.408

O.E.M. Ref
74 21 013 388

Motore / Engine
DXI 7



Size mm	
Clutch	
A	
B	
C	
E	
N1	

Figura Non Disponibile
Picture not available

Corona / Starting Ring 123.306

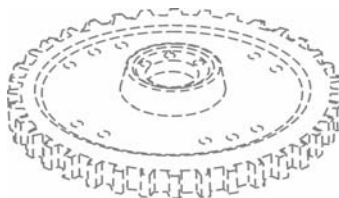
Models **PREMIUM**
PREMIUM DXI

CEI no.

196.409

O.E.M. Ref
74 20 858 550

Motore / Engine
DXI 7



Size mm	
Clutch	
A	
B	
C	
E	
N1	

Figura Non Disponibile
Picture not available

Corona / Starting Ring 123.306

Models **PREMIUM**
PREMIUM DXI

CEI no.

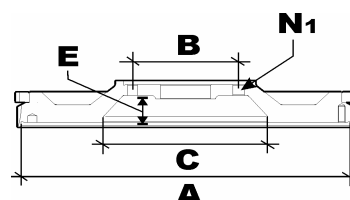
196.378

O.E.M. Ref
74 20 895 903

Motore / Engine
DXI 11



Size mm	
Clutch Ø 430	
A	475
B	120
C	237
E	42
N1	12



Corona / Starting Ring **123.307**

Models **KERAX**
KERAX DXI

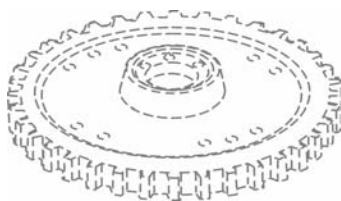
All original equipment manufacturers numbers, symbols, pictures, models and description used in this catalogue are for reference only, and it is not implied that any part listed is the product of these manufacturers. Tutti i nostri particolari non sono originali ma con essi intercambiabili. I riferimenti originali, le figure, i modelli sono esposti a semplice titolo indicativo. La nostra produzione riporta il nostro marchio.

CEI no.

196.410

O.E.M. Ref
74 20 742 684

Motore / Engine
DXI 11



Models **KERAX**
KERAX DXI

Size mm

Clutch

A

B

C

E

N 1

Figura Non Disponibile

Picture not available

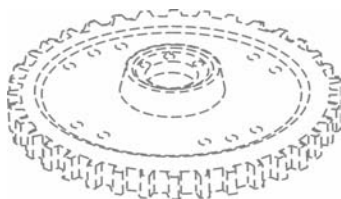
Corona / Starting Ring 123.307

CEI no.

196.411

O.E.M. Ref
74 20 589 706

Motore / Engine
DXI 11



Models **KERAX**
KERAX DXI

Size mm

Clutch

A

B

C

E

N 1

Figura Non Disponibile

Picture not available

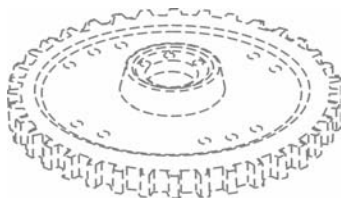
Corona / Starting Ring 123.307

CEI no.

196.412

O.E.M. Ref
74 20 537 671

Motore / Engine
DXI 13



Models **KERAX - MAGNUM**
KERAX DXI - MAGNUM DXI

Size mm

Clutch

A

B

C

E

N 1

Figura Non Disponibile

Picture not available

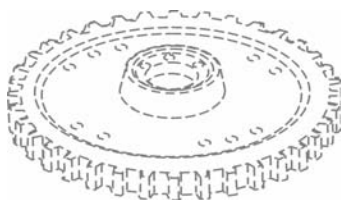
Corona / Starting Ring 123.307

CEI no.

196.413

O.E.M. Ref
74 20 569 708

Motore / Engine
DXI 13



Models **KERAX - MAGNUM**
KERAX DXI - MAGNUM DXI

Size mm

Clutch

A

B

C

E

N 1

Figura Non Disponibile

Picture not available

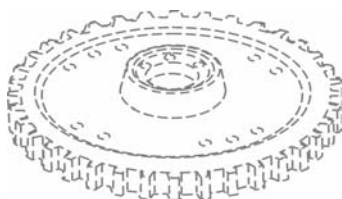
Corona / Starting Ring 123.307

CEI no.

196.414

O.E.M. Ref
74 20 568 452

Motore / Engine
DXI 13



Size mm

Clutch

A
B
C
E
N1

Figura Non Disponibile
Picture not available

Corona / Starting Ring 123.307

Models **KERAX - MAGNUM**
KERAX DXI - MAGNUM DXI

CEI no.

196.256

O.E.M. Ref
50 00 693 023

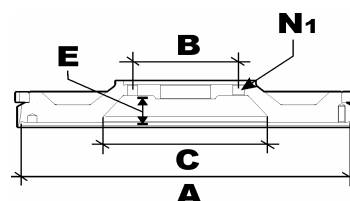
Motore / Engine
MIDR 06.35.40



Size mm

Clutch \varnothing 430

A 470
B 102
C 238
E 20
N1 7+1



Corona / Starting Ring **123.196**

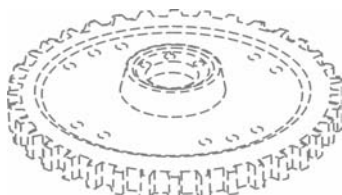
Models **MAGNUM**
MAGNUM AE 380-385(TI)-390-400-420(TI)-430-440-470-480-500-520-560

CEI no.

196.415

O.E.M. Ref
50 10 437 010

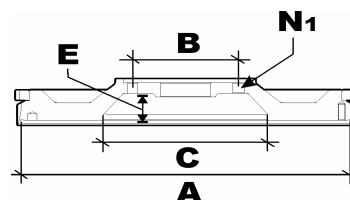
Motore / Engine
MIDR 06.35.40



Size mm

Clutch \varnothing

A
B
C
E
N1



Corona / Starting Ring 123.308

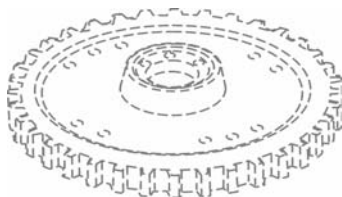
Models **MAGNUM**
MAGNUM AE 380-385(TI)-390-400-420(TI)-430-440-470-480-500-520-560
ETECH 400-440-480

CEI no.

196.416

O.E.M. Ref
50 01 834 864

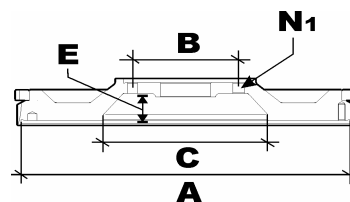
Motore / Engine
MIDR 06.24.65



Size mm

Clutch \varnothing

A
B
C
E
N1



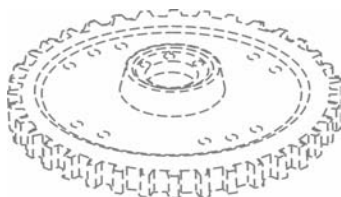
Corona / Starting Ring 123.309

Models **MAGNUM**
MAGNUM AE 380-385(TI)-390-400-420(TI)-430-440-470-480-500-520-560

CEI no.
196.417

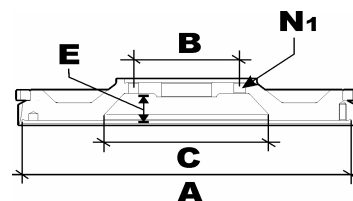
O.E.M. Ref
74 20 729 327

Motore / Engine
MIDR DXI 12



Models **MAGNUM**
MAGNUM DXI

Size mm
Clutch Ø
A
B
C
E
N1

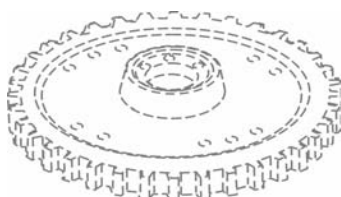


Corona / Starting Ring 123.307

CEI no.
196.418

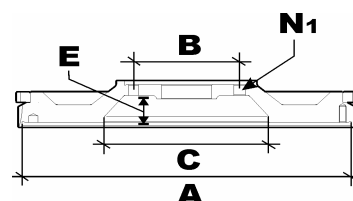
O.E.M. Ref
74 20 730 119

Motore / Engine
MIDR DXI 12



Models **MAGNUM**
MAGNUM DXI

Size mm
Clutch Ø
A
B
C
E
N1

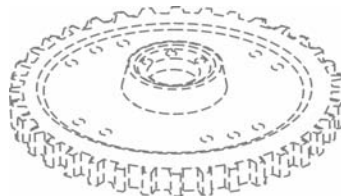


Corona / Starting Ring 123.307

CEI no.
196.419

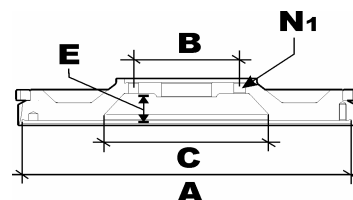
O.E.M. Ref
74 20 729 380

Motore / Engine
MIDR DXI 12



Models **MAGNUM**
MAGNUM DXI

Size mm
Clutch Ø
A
B
C
E
N1

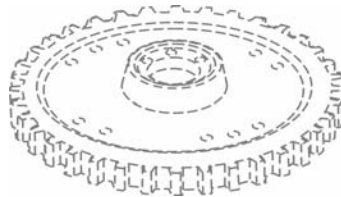


Corona / Starting Ring 123.307

CEI no.
196.420

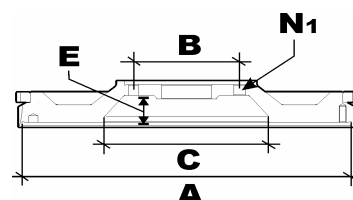
O.E.M. Ref
74 20 730 120

Motore / Engine
MIDR DXI 12



Models **MAGNUM**
MAGNUM DXI

Size mm
Clutch Ø
A
B
C
E
N1



Corona / Starting Ring 123.307

All original equipment manufacturer's numbers, symbols, pictures and description used in this catalogue are for reference only, and it is not implied that any part listed is the product of these manufactures. Tutti i nostri particolari non sono originali ma con essi intercambiabili. I riferimenti originali, le figure, i modelli sono esposti a semplice titolo indicativo. La nostra produzione riporta il nostro marchio.

CEI no.

196.249

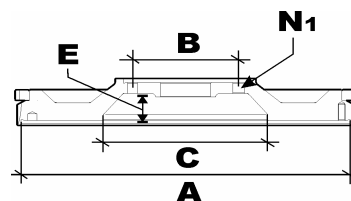
O.E.M. Ref
50 00 694 235

Motore / Engine
MIDR 06.20.45



Models **BUS**
BUS TRACER

Size mm	
Clutch Ø 430	
A	470
B	125
C	239
E	25
N1	8+1



Corona / Starting Ring **123.196**

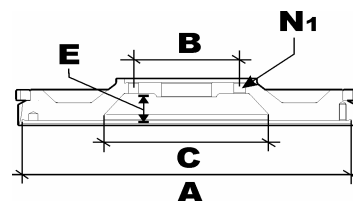
CEI no.
196.212

O.E.M. Ref
393151
306993
306991

Motore / Engine
DS9-DSC9
DS11-DSC11
1a Gen / 1st Gen.



Size mm
Clutch Ø 430
A 470
B 105
C 215
E 28
N1 8+3+2



Corona / Starting Ring **123.226**

Models 2-3 Series

G/P/R 92 - G/P/R 112 Motori a 6 Cilindri / 6 Cylinders Engine

G/P/R 93 - G/P/R 113 Motori a 6 Cilindri / 6 Cylinders Engine

Frizione VALEO - VALEO Clutch

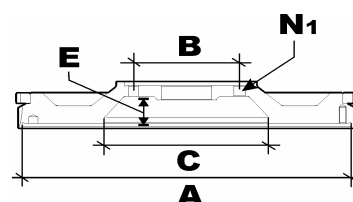
CEI no.
196.254

O.E.M. Ref
1403271
324640

Motore / Engine
DS9-DSC9
DS11-DSC11
2a Gen / 2nd Gen.



Size mm
Clutch Ø 430
A 475
B 88/100
C 235
E 22
N1 10+1



Corona / Starting Ring **123.226**

Models 3-4 Series

G/P/R 93 - G/P/R 113 Motore a 6 Cilindri / 6 Cylinders Engine

C/G/L/P/R 94 - C/G/L/P/R 114 Motore a 6 Cilindri / 6 Cylinders Engine

Frizione FS. Può sostituire il 196.212 - FS Clutch. Can be repl. 196.212

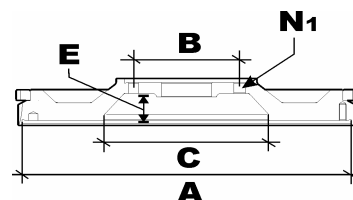
CEI no.
196.281

O.E.M. Ref
1487557
1465411
1453281
1388326

Motore / Engine
DSC12.01/02



Size mm
Clutch Ø 430
A 450
B 112
C 235
E 24,5
N1 10+3



Corona / Starting Ring **123.226**

Models 4 Series

C/G/L/P/R 124 Motore a 6 Cilindri / 6 Cylinders Engine

Con Pompa ad Iniezione / With Injection Pump

CEI no.
196.275

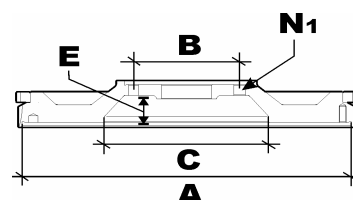
O.E.M. Ref
1465412
1405313
1388336

Motore / Engine
DSC12.03/05

VECCHIO TIPO / OLD TYPE



Size mm
Clutch Ø 430
A 470
B 105
C 215
E 30,5
N1 8+3+2



Corona / Starting Ring **123.226**

Models 4 Series

C/G/L/P/R 124 Motore a 6 Cilindri / 6 Cylinders Engine

Con Unità Inietture / With Injection Unit

All original equipment manufacturer's numbers, symbols, pictures and description used in this catalogue are for reference only, and it is not implied that any part listed is the product of these manufacturers. Tutti i nostri particolari non sono originali ma con essi intercambiabili. I riferimenti originali, le figure, i modelli sono esposti a semplice titolo indicativo. La nostra produzione riporta il nostro marchio.

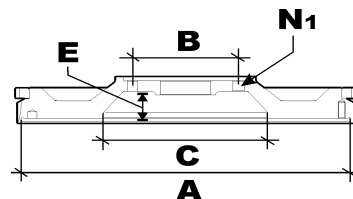
CEI no.
196.282

O.E.M. Ref
1487558

NUOVO TIPO / NEW TYPE



Size mm
Clutch Ø 430
A 470
B 88/112
C 235
E 29,5
N1 10+2+1



Corona / Starting Ring **123.226**

Motore / Engine
DSC12.03/05

Models 4 Series

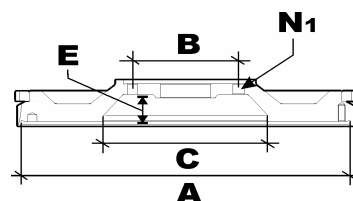
C / G / L / P / R 124 Motore a 6 Cilindri / 6 Cylinders Engine
Con Unita' Inietture / With Injection Unit

CEI no.
196.237

O.E.M. Ref
324642
1488627
1472215



Size mm
Clutch Ø 430
A 470
B 105
C 235
E 37
N1 8+3+2



Corona / Starting Ring **123.225**

Motore / Engine
DSC14.03/04/06/08

Models 2-3 Series

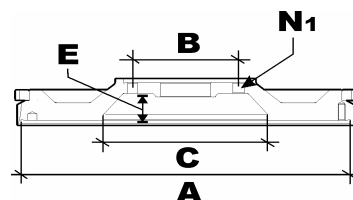
G / P / R 142 - G / P / R 143 Motore a 8 Cilindri / 8 Cylinders Engine
Escluse Versioni con Cambio GR/GRS 900 / Except Version with GR/GRS 900 Gearboxes

CEI no.
196.255

O.E.M. Ref
1327181



Size mm
Clutch Ø 430
A 470
B 105
C 236
E 30
N1 8+3+2



Corona / Starting Ring **123.225**

Motore / Engine
DSC14.03/04/06/08

Models 3 Series

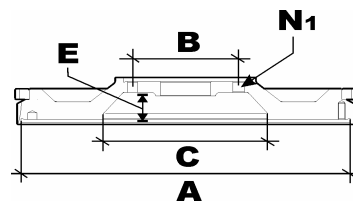
G / P / R 143 Motore a 8 Cilindri / 8 Cylinders Engine
Solo per versioni con PTO EK330-340 / Only for version with PTO EK330-340 (Clutch PTO)

CEI no.
196.274

O.E.M. Ref
1487562
1465417
1360074



Size mm
Clutch Ø 430
A 470
B 105
C 235
E 46
N1 8+3+2



Corona / Starting Ring **123.225**

Motore / Engine
DSC14.13/15

Models 4 Series

C / G / L / P / R 144 Motore a 8 Cilindri / 8 Cylinders Engine
Versioni con Cambio GR/GRS 900 / Version with GR/GRS 900 Gearboxes

All original equipment manufacturer's numbers, symbols and description used in this catalogue are for reference only, and it is not implied that any part listed is the product of these manufacturers. Tutti i nostri particolari non sono originali ma con essi intercambiabili. I riferimenti originali, le figure, i modelli sono esposti a semplice titolo indicativo. La nostra produzione riporta il nostro marchio.

CEI no.
196.313
O.E.M. Ref
1487563
1465418

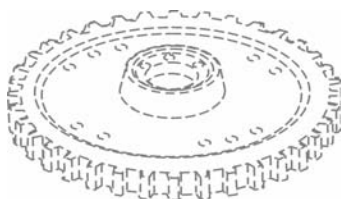


Figura Non Disponibile
Picture not available

Corona / Starting Ring **123.225**

Motore / Engine
DSC14.13/15

Models 4 Series

C / G / L / P / R 144 Motore a 8 Cilindri / 8 Cylinders Engine

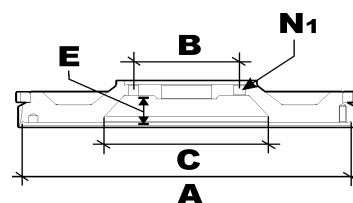
Veicoli con convertitore di coppia (Con Cambio GRSH900) / Trucks with converter (With GRSH 900 Gearbox)

CEI no.
196.275
O.E.M. Ref
1465412
1405313
1388336

VECCHIO TIPO / OLD TYPE



Size mm
Clutch Ø 430
A 470
B 105
C 215
E 30,5
N1 8+3+2



Corona / Starting Ring **123.226**

Motore / Engine
DC16.02

Models 4 Series

C / G / L / P / R 164 Motore a 8 Cilindri / 8 Cylinders Engine

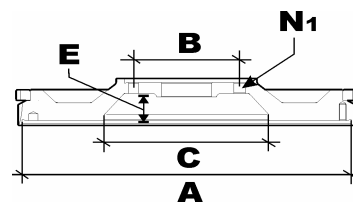
Con Unità Iniettore / With Injection Unit

CEI no.
196.282
O.E.M. Ref
1487558

NUOVO TIPO / NEW TYPE



Size mm
Clutch Ø 430
A 470
B 88/112
C 235
E 29,5
N1 8+3+2



Corona / Starting Ring **123.226**

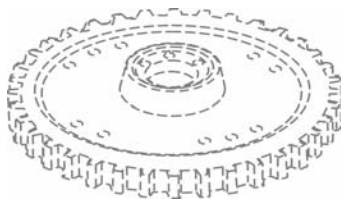
Motore / Engine
DC16.02

Models 4 Series

C / G / L / P / R 164 Motore a 8 Cilindri / 8 Cylinders Engine

480 CV / 480 HP

CEI no.
196.314
O.E.M. Ref
1487564
1465419



Size mm
Clutch Ø
A
B
C
E
N1

Figura Non Disponibile
Picture not available

Corona / Starting Ring **123.226**

Motore / Engine
DC16.01

Models 4 Series

C / G / L / P / R 164 Motore a 8 Cilindri / 8 Cylinders Engine

580 CV / 580 HP

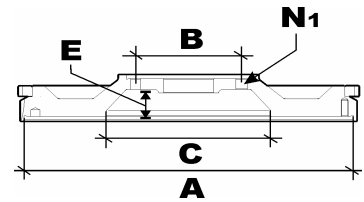
All original equipment manufacturer's numbers, symbols, pictures, models and description used in this catalogue are for reference only, and it is not implied that any part listed is the product of these manufacturers. Tutti i nostri particolari non sono originali ma con essi intercambiabili. I riferimenti originali, le figure, i modelli sono esposti a semplice titolo indicativo. La nostra produzione riporta il nostro marchio.

CEI no.
196.421

O.E.M. Ref
1805086
1506393



Size mm
Clutch Ø 430
A 470
B 112
C 257,5
E 29,5
N1 10



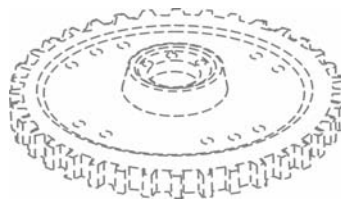
Corona / Starting Ring **123.193**

Motore / Engine
D9 PDE - D11
D12

Models **PIGIRIT Series - BUS**
230 / 270 / 310 / 340 / 380 / 420 / 480 / CC / BUS F / K / N
Versioni con Cambio GR/GRS/GRSO / Version with GR/GRS/GRSO Gearboxes

CEI no.
196.422

O.E.M. Ref
1801174
1500266



Size mm
Clutch Ø
A
B
C
E
N1

Figura Non Disponibile
Picture not available

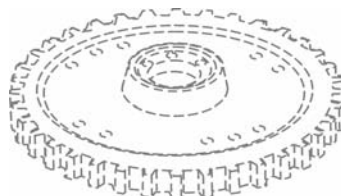
Corona / Starting Ring **123.193**

Motore / Engine
D9 PDE

Models **PIGIRIT Series - BUS**
230 / 270 / 310 / CC / BUS F / K / N
Versioni con Cambio G670 / Version with G670 Gearboxes

CEI no.
196.423

O.E.M. Ref
1780578



Size mm
Clutch Ø
A
B
C
E
N1

Figura Non Disponibile
Picture not available

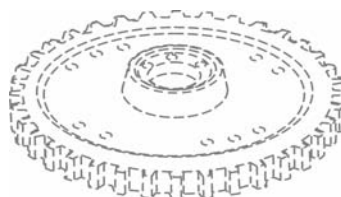
Corona / Starting Ring **123.193**

Motore / Engine
D9 XPI

Models **PIGIRIT Series**
230 / 270 / 310 / CC
Versioni con Cambio senza Range/Split / Version with Gearboxes without Range / Split

CEI no.
196.424

O.E.M. Ref
1776466



Size mm
Clutch Ø
A
B
C
E
N1

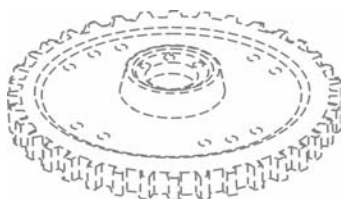
Figura Non Disponibile
Picture not available

Corona / Starting Ring **123.193**

Motore / Engine
D9 XPI - D13

Models **PIGIRIT Series**
230 / 270 / 310 / 340 / 380 / 420 / 480 / CC
Versioni con Cambio con Range - Split / Version with Gearboxes with Range / Split

CEI no.
196.425
O.E.M. Ref
1541859



Size mm
Clutch Ø
A
B
C
E
N1

Figura Non Disponibile
Picture not available

Corona / Starting Ring 123.310

Motore / Engine
D11 - D12

Models PIGIRIT Series

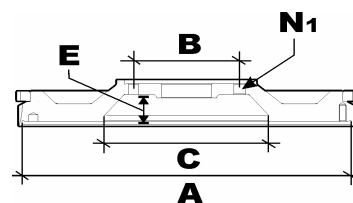
340 / 380 / 420 / 480 / CC

Versioni con Cambio automatico- Split / Version with Automatic Gearbox

CEI no.
196.426
O.E.M. Ref
1805085
1539450



Size mm
Clutch Ø 430
A 470
B 112
C 257,5
E 29,5
N1 10



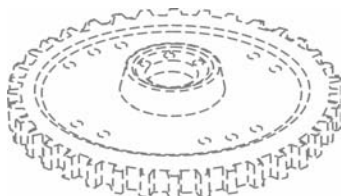
Corona / Starting Ring 123.310

Motore / Engine
D16

Models PIGIRIT Series

500 / 560 / 620 / CC

CEI no.
196.427
O.E.M. Ref
1504974



Size mm
Clutch Ø
A
B
C
E
N1

Figura Non Disponibile
Picture not available

Corona / Starting Ring 123.310

Motore / Engine
D16

Models PIGIRIT Series

500 / 560 / 620

Con convertitore di coppia / With torque converter

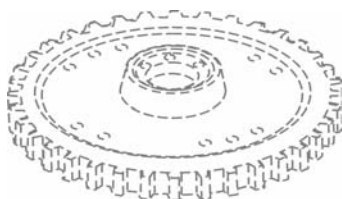
All original equipment manufacturer's numbers, symbols, pictures, models and description used in this catalogue are for reference only, and it is not implied that any part listed is the product of these manufacturers. Tutti i nostri particolari non sono originali ma con essi intercambiabili. I riferimenti originali, le figure, i modelli sono esposti a semplice titolo indicativo. La nostra produzione riporta il nostro marchio.

CEI no.

196.315

O.E.M. Ref
422740

Motore / Engine
TD100-TD101
TD102-TD 103-TD121
TD122 - TD123
1a Gen / 1st Gen.



Size mm
Clutch Ø 350

Figura Non Disponibile
Picture not available

Corona / Starting Ring **123.184**

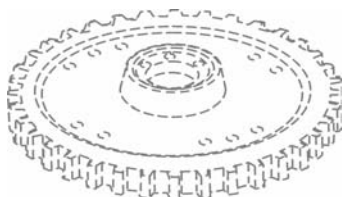
Models **F - FL - NL**
F10 - F12 - FL10 - N10 - NL10 - NL12 Bus B10M
Frizione BiDisco KDF214A - Diam.350 / Twin Disc KDF214A - Clutch Diam. 350

CEI no.

196.316

O.E.M. Ref
478670

Motore / Engine
TD121
TD122 - TD123
2a Gen / 2nd Gen.



Size mm
Clutch Ø 350

Figura Non Disponibile
Picture not available

Corona / Starting Ring **123.184**

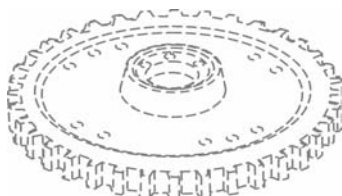
Models **F - NL**
F12 - NL12
Frizione BiDisco KDF214A - Diam.350 / Twin Disc KDF214A - Clutch Diam. 350

CEI no.

196.317

O.E.M. Ref
422746

Motore / Engine
TD120 - TD121
TD122 - TD123
1a Gen / 1st Gen.



Size mm
Clutch Ø 380

Figura Non Disponibile
Picture not available

Corona / Starting Ring **123.184**

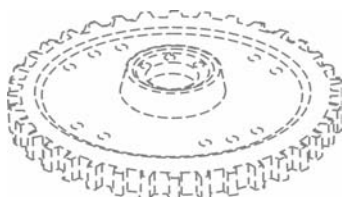
Models **F - N - NL**
F12 - N10 - N12 - NL12
Frizione BiDisco KDF215A - Diam.380 / Twin Disc KDF215A - Clutch Diam. 380

CEI no.

196.318

O.E.M. Ref
478913
478692

Motore / Engine
TD120 - TD121
TD122 - TD123
2a Gen / 2nd Gen.



Size mm
Clutch Ø 380

Figura Non Disponibile
Picture not available

Corona / Starting Ring **123.184**

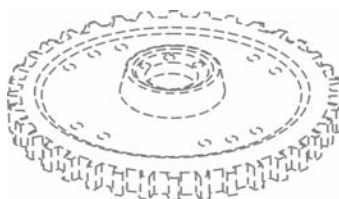
Models **FL - FM - FH - NL**
FL10 - FM10 - F12 - FH12 - FM12 - NL10 - NL12
Frizione BiDisco KDF215A - Diam.380 / Twin Disc KDF215A - Clutch Diam. 380

All original equipment manufacturers numbers, symbols, pictures, models and description used in this catalogue are for reference only, and it is not implied that any part listed is the product of these manufacturers. Tutti i nostri particolari non sono originali ma con essi intercambiabili. I riferimenti originali, le figure, i modelli sono esposti a semplice titolo indicativo. La nostra produzione riporta il nostro marchio.

CEI no.
196.319

O.E.M. Ref
479543
479192

Motore / Engine
TD100-TD101
TD102-TD 103-TD121
TD122 - TD123
1a Gen / 1st Gen.



Size mm
Clutch Ø 430

Figura Non Disponibile
Picture not available

Corona / Starting Ring **123.184**

Models **F - FL - FS - NL**
FL7 - FS7 - F10 - FL10 - F12 - NL10
Frizione KDF117D - Diam.430 / Single Disc Clutch KDF117D - Diam. 430

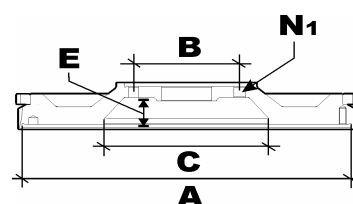
CEI no.
196.273

O.E.M. Ref
478931
479333

Motore / Engine
TD120 - TD121
TD122 - TD123
2a Gen / 2nd Gen.



Size mm
Clutch Ø 430
A 475
B 130
C 237,5
E 42
N1 14



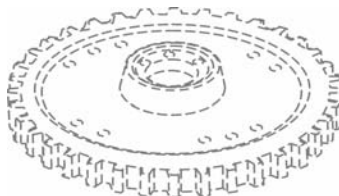
Corona / Starting Ring **123.184**

Models **F**
FM7 - FM9 - F10 - FL10 - FM10 - F12 - FH12 - FM12
Frizione KDF117D - Diam.430 / Single Disc Clutch KDF117D - Diam. 430

CEI no.
196.320

O.E.M. Ref
1556716
1556382
1543907

Motore / Engine
TD162
TD163



Size mm
Clutch Ø 400

Figura Non Disponibile
Picture not available

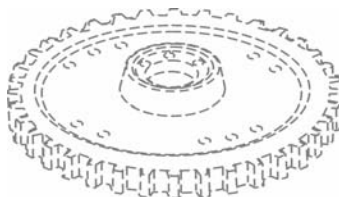
Corona / Starting Ring **123.209**

Models **F**
F16
Frizione KDF216A - Diam.400 / Twin Disc KDF216A - Clutch Diam. 400

CEI no.
196.428

O.E.M. Ref
20537671

Motore / Engine
D9A



Size mm
Clutch Ø

Figura Non Disponibile
Picture not available

Corona / Starting Ring **123.209**

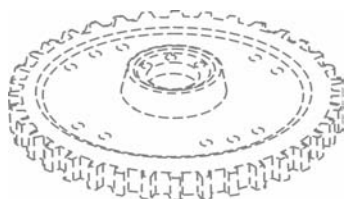
Models **FM**
FM9 - FM10

CEI no.

196.323

O.E.M. Ref
20730051
1547025

Motore / Engine
D12A



Size mm
Clutch Ø 400

Figura Non Disponibile
Picture not available

Corona / Starting Ring **123.209**

Models **FH - NH**

FH12 - NH12

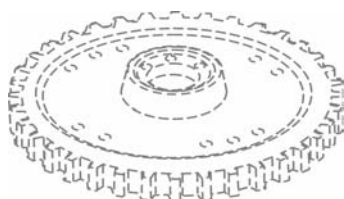
Frizione CD38B / CL38D - Diam.380 / Twin Disc Clutch CL38D - Diam.380

CEI no.

196.429

O.E.M. Ref
20730056

Motore / Engine



Size mm
Clutch Ø

Figura Non Disponibile
Picture not available

Corona / Starting Ring **123.209**

Models **FH - FM**

FH12 - FM12

Frizione CL39D

CEI no.

196.354

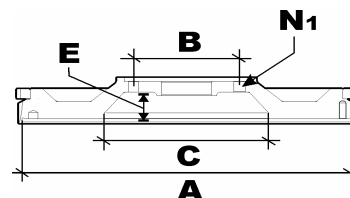
O.E.M. Ref
20729380
8170617

Motore / Engine
D12A



Size mm
Clutch Ø 430

A	475
B	153
C	258,5
E	42
N1	14+1



Corona / Starting Ring **123.209**

Models **FH - FM - NH**

FH12 - FM12 - NH12

Frizione CL435 / CL43M Monodisco CS43B

CEI no.

196.269

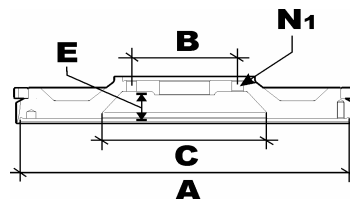
O.E.M. Ref
20729327
8170798
1677033

Motore / Engine
D12A



Size mm
Clutch Ø 430

A	475
B	153
C	237
E	42
N1	14+1



Corona / Starting Ring **123.209**

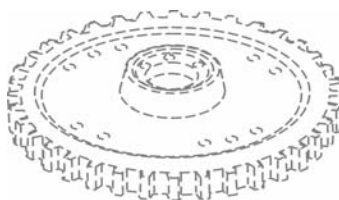
Models **FH - FM**

FH12 - FM12 Bus B12B

Frizione CL43S / CS43B Bidisco CD40B - Diam.430 / Single Disc Clutch CL43S - Diam. 430

All original equipment manufacturers numbers, symbols, pictures, models and description used in this catalogue are for reference only, and it is not implied that any part listed is the product of these manufacturers. Tutti i nostri particolari non sono originali ma con essi intercambiabili. I riferimenti originali, le figure, i modelli sono esposti a semplice titolo indicativo. La nostra produzione riporta il nostro marchio.

CEI no.
196.430
O.E.M. Ref
20742684



Size mm
Clutch Ø
A
B
C
E
N1

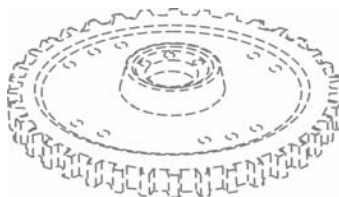
Figura Non Disponibile
Picture not available

Corona / Starting Ring **123.209**

Motore / Engine
D13A

Models **FH**
FH12 - FH13
Frizione CL43S / CS43B

CEI no.
196.431
O.E.M. Ref
20508823



Size mm
Clutch Ø
A
B
C
E
N1

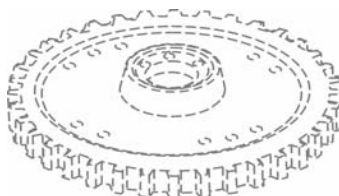
Figura Non Disponibile
Picture not available

Corona / Starting Ring **123.209**

Motore / Engine
D16C

Models **FH**
FH16
Frizione CL39D

CEI no.
196.320
O.E.M. Ref
1556716
1556382
1543907



Size mm
Clutch Ø 400

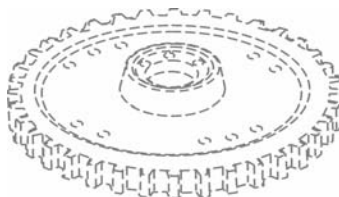
Figura Non Disponibile
Picture not available

Corona / Starting Ring **123.209**

Motore / Engine
D16A

Models **FH**
FH16
Frizione CL40D - Diam.400 / Twin Disc CL40D - Clutch Diam. 400

CEI no.
196.432
O.E.M. Ref
20441568



Size mm
Clutch Ø
A
B
C
E
N1

Figura Non Disponibile
Picture not available

Corona / Starting Ring **123.209**

Motore / Engine
D16C

Models **FH**
FH16
Frizione CD40B

All original equipment manufacturer's numbers, symbols, pictures, models and description used in this catalogue are for reference only, and it is not implied that any part listed is the product of these manufacturers. Tutti i nostri particolari non sono originali ma con essi intercambiabili. I riferimenti originali, le figure, i modelli sono esposti a semplice titolo indicativo. La nostra produzione riporta il nostro marchio.

CEI no.		Oem Ref	Clutch	A mm	B mm	C mm	E mm	N1 mm	Pag/Page
196.191	IVECO	4797424	285	306,4	89,5	150	23	7	166
196.247	MERCEDES	352 030 3905	310	365	105	162	20	8	184
196.277	RENAULT	50 00 676 405	350	375	85	192	23	8	195
196.192	MERCEDES	355 030 1405		390	125	193	20	12	184
196.288	IVECO	99463588	280 300	390	80	150	20	7	168
196.289	IVECO	4846997	330	390	110	170	20	7	169
196.291	MERCEDES	906 030 2105	370	394	74	235	18,5	8	186
196.248	MERCEDES	352 030 7305	360	395	105	190	22	8	184
196.295	MERCEDES	906 030 2005	370	395	74/82	236	25,5	8+1	186
196.390	MERCEDES	906 030 5405	370	395	84	235,5	19,5	8	186
196.391	MERCEDES	906 030 5705	370	395	84	235,5	19,5	8	187
196.404	RENAULT	50 10 450 369	380	395,5	75	192,5	29,5	8	195
196.265	IVECO BUS	98491646	380	410	96,5	130	23,5	7	176
198.295	IVECO BUS	472736	380	410	96,5	130		7	175
196.267	IVECO	61318469	400	422	85	216	23,5	8	171
196.183	MAN	51 02301 7295	380	435	88/100	196	22	10+1	191
196.183	MERCEDES	403 030 1305	380	435	88/100	196	22	10+1	184
196.235	MERCEDES	442 030 0505	390	435	88/100	245	21	10+1	185
196.261	DAF	1209568	390	435	104/102	192	27	9+3	181
196.306	MERCEDES	906 030 3005	400	435	82/84	236	25	8+1	187
196.312	RENAULT	50 10 258 100	400	435	85	216	37	8	195
196.214	MAN	51 02301 7410	400	450	88/100	216	22	10+1	191

All original equipment manufacturers numbers, symbols, pictures, models and description used in this catalogue are for reference only, and it is not implied that any part listed is the product of these manufacturers.
 Tutti i nostri particolari non sono originali ma con essi intercambiabili. I riferimenti originali, le figure, i modelli sono esposti a semplice titolo indicativo. La nostra produzione riporta il nostro marchio.

CEI no.		Oem Ref	Clutch	A mm	B mm	C mm	E mm	N1 mm	Pag/Page
196.260	DAF	1207713	430	450	130	236	27	6+3	181
196.263	IVECO	61315126	430	450	85	215	35	8	168
196.263	IVECO BUS	61315126	430	450	85	215	35	8	175
196.264	IVECO BUS	61318471	430	450	85	237	27	8	176
196.266	IVECO	98417925	430	450	110	237	27	8	168
196.268	IVECO	98417924	430	450	110	237	27	8	168
196.281	SCANIA	1487557	430	450	112	235	24,5	10+3	203
196.284	MERCEDES	441 030 0405	430	450	88	216	20	10	185
196.296	IVECO	61321038	430	450	75	216	26,5	8	171
196.382	IVECO	99432862	430	450	86	215,5	29	8	174
196.228	RENAULT	50 00 666 395	430	457	102	216	20	7+1	197
196.245	RENAULT	50 00 663 606	430	457	125	221	23	8+1	196
196.212	SCANIA	393151	430	470	105	215	28	8+3+2	203
196.237	SCANIA	234642	430	470	105	235	37	8+3+2	204
196.243	RENAULT	50 00 686 610	430	470	125	239	25	8+1	197
196.249	RENAULT	50 00 694 235	430	470	125	239	25	8+1	202
196.255	SCANIA	1327181	430	470	105	236	30	8+3+2	204
196.256	RENAULT	50 00 693 023	430	470	102	238	20	7+1	197-200
196.274	SCANIA	1487562	430	470	105	235	46	8+3+2	204
196.275	SCANIA	1465412	430	470	105	215	30,5	8+3+2	203-205
196.282	SCANIA	1487558	430	470	88/112	235	29,5	10+2+1	204-205
196.359	RENAULT	50 10 550 772	430	470	132	239	25	12+1	198

All original equipment manufacturers' numbers, symbols, pictures, models and description used in this catalogue are for reference only, and it is not implied that any part listed is the product of these manufacturers. Tutti i nostri particolari non sono originali ma con essi intercambiabili. I riferimenti originali, le figure, i modelli sono esposti a semplice titolo indicativo. La nostra produzione riporta il nostro marchio.

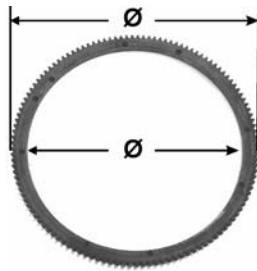
CEI no.		Oem Ref	Clutch	A mm	B mm	C mm	E mm	N1 mm	Pag/Page
196.421	SCANIA	1805086	430	470	112	257,5	29,5	10	206
196.426	SCANIA	1805085	430	470	112	257,5	29,5	10	207
196.127	IVECO	4792154	430	471	110	215	27,5	8	166
196.127	IVECO BUS	4792154	430	471	110	215	27,5	8	175
196.127	ASTRA	110478	430	471	110	215	27,5	8	179
196.402	MAN	51 02301 6034	430	474,5	88	257	19	10	193
196.041	IVECO	98417927	430	475	110	237	26	8	167
196.061	IVECO	99438938	430	475	110	237	26	8	172
<i>196.178</i>	ASTRA	CEI 196178	430	475	90/100	235	35	8+1	179
<i>196.178</i>	IVECO	4745786	430	475	90/100	235	35	8+1	167
196.184	MAN	51 02301 7300	420	475	88/100	216	22	10+1	191
196.184	MERCEDES	447 030 1805	420	475	88/100	216	22	10+1	185
196.200	MAN	51 02301 7414	430	475	88/100	235	21	10+1	192
196.200	MERCEDES	442 030 0205	430	475	88/100	235	21	10+1	186
196.239	MERCEDES	442 030 1905	430	475	88/100	235	22	10+1	185
<i>196.241</i>	MAN	51 02301 7439	430	475	88/100	235	21	10+1	192
196.242	MAN	51 02301 7440	430	475	88/100	235	21	10+1	192
196.246	MERCEDES	541 030 0105	430	475	88/100	235	21	10+1	189
196.251	ASTRA	CEI 196251	430	475	110	237	26	8	180
196.251	IVECO	98426708	430	475	110	237	26	8	172
196.252	ASTRA	CEI 196252	430	475	110	237	26	8	179
196.252	IVECO	98429582	430	475	110	237	26	8	167

All original equipment manufacturers numbers, symbols, pictures, models and description used in this catalogue are for reference only, and it is not implied that any part listed is the product of these manufacturers.
 Tutti i nostri particolari non sono originali ma con essi intercambiabili. I riferimenti originali, le figure, i modelli sono esposti a semplice titolo indicativo. La nostra produzione riporta il nostro marchio.

CEI no.		Oem Ref	Clutch	A mm	B mm	C mm	E mm	N1 mm	Pag/Page
196.253	ASTRA	958521	430	475	110	237	26	8	180
196.253	IVECO	98448294	430	475	110	237	26	8	172
196.254	SCANIA	1403271	430	475	88/100	235	22	10+1	203
196.259	DAF	1236598	430	475	110/130	236	32	10+3+1	182
196.269	VOLVO	20729327	430	475	153	237	42	14+1	210
196.273	VOLVO	478931	430	475	130	237,5	42	14	209
196.276	IVECO	98434870	430	475	90	236	36	8+1	167
196.286	DAF	1314029	430	475	110/130	236	38	10+2+1	182
196.300	IVECO	99475581	430	475	100	235	30	8	173
196.308	MERCEDES	457 030 0605	430	475	88	234,5	17	10	189
196.310	MAN	51 02301 5258	430	475	88	257	18	10	193
196.311	MAN	51 02301 5259	430	475	88	235	18	10	193
196.354	VOLVO	20729380	430	475	153	258,5	42	14+1	210
196.378	RENAULT	74 20 895 903	430	475	120	237	42	12	198
196.433	DAF	1442512	430	475	130	236	35	10+2+1	182
196.356	MAN	51 02301 6043	430	475	88	257	19	10+1	194
196.155	ASTRA	49302	430	476	90/100	215	30	8+1	179
196.155	IVECO	4805042	430	476	90/100	215	30	8+1	166
196.155	IVECO BUS	4805042	430	476	90/100	215	30	8+1	176
196.236	IVECO BUS	4805040	430	476	90	215	45,5	8+1	175

All original equipment manufacturers' numbers, symbols, pictures, models and description used in this catalogue are for reference only, and it is not implied that any part listed is the product of these manufacturers.
 Tutti i nostri particolari non sono originali ma con essi intercambiabili. I riferimenti originali, le figure, i modelli sono esposti a semplice titolo indicativo. La nostra produzione riporta il nostro marchio.

CEI no.
123.138
O.E.M. Ref
8814032

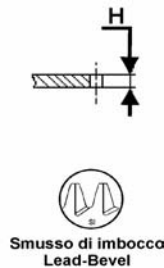
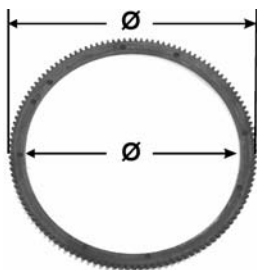


Misure / Sizes mm

Ø Interno / Internal	310,00 mm
Ø Esterno / Esternal	362,00 mm
H Spessore / Thickness	18,00 mm
Z Denti / Teeth	119

Models Old Series
OM Leoncino - Tigrotto

CEI no.
123.080
O.E.M. Ref
4602143

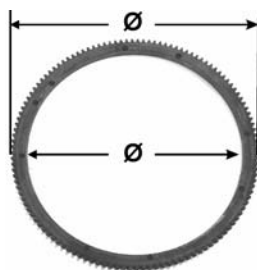


Misure / Sizes mm

Ø Interno / Internal	292,60 mm
Ø Esterno / Esternal	334,00 mm
H Spessore / Thickness	15,00 mm
Z Denti / Teeth	110

Models Old Series
35 - 40 - 50 - 55 OM
616 N/NR

CEI no.
123.083
O.E.M. Ref
8819789

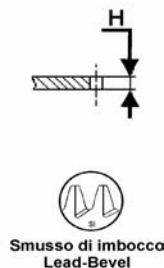
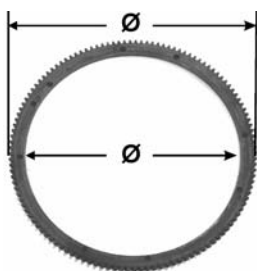


Misure / Sizes mm

Ø Interno / Internal	356,00 mm
Ø Esterno / Esternal	396,00 mm
H Spessore / Thickness	18,00 mm
Z Denti / Teeth	130

Models Old Series
Cerbiatto - Daino - Leoncino / OM 65 - 70 - 75
130 NC - 673 N/NR

CEI no.
123.081
O.E.M. Ref
4602203



Misure / Sizes mm

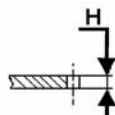
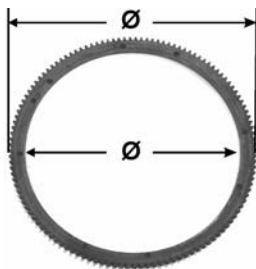
Ø Interno / Internal	343,50 mm
Ø Esterno / Esternal	386,00 mm
H Spessore / Thickness	15,00 mm
Z Denti / Teeth	127

Models Old Series
OM 80 - 90 - 100 - 110
645 - 650 - 655 - 662 - 672 N/NR

All original equipment manufacturers numbers, symbols, pictures, models and description used in this catalogue are for reference only, and it is not implied that any part listed is the product of these manufacturers. Tutti i nostri particolari non sono originali ma con essi intercambiabili. I riferimenti originali, le figure, i modelli sono esposti a semplice titolo indicativo. La nostra produzione riporta il nostro marchio.

CEI no.
123.082

O.E.M. Ref
4603795



Smusso di imbocca
Lead-Bevel

Misure / Sizes mm

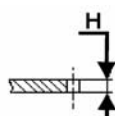
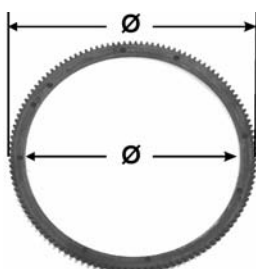
Ø Interno / Internal	416,30 mm
Ø Esterno / Esternal	473,00 mm
H Spessore / Thickness	25,00 mm
Z Denti / Teeth	156

Models Old Series

160 - 170 - 180 NC/NT
300 - 619 - 684 - 697 N1/N1P/T/T1P

CEI no.
123.139

O.E.M. Ref
8819718



Smusso di imbocca
Lead-Bevel

Misure / Sizes mm

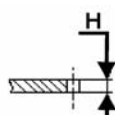
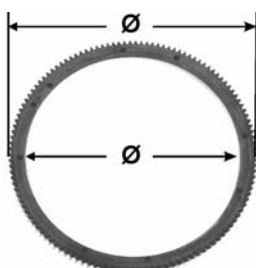
Ø Interno / Internal	356,00 mm
Ø Esterno / Esternal	396,00 mm
H Spessore / Thickness	18,00 mm
Z Denti / Teeth	130

Models Z Series

50.xx - 55.xx - 65.xx - 70.xx Zeta

CEI no.
123.141

O.E.M. Ref
4704106



Smusso di imbocca
Lead-Bevel

Misure / Sizes mm

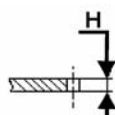
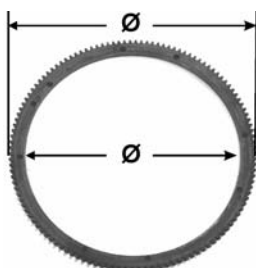
Ø Interno / Internal	356,00 mm
Ø Esterno / Esternal	396,00 mm
H Spessore / Thickness	18,00 mm
Z Denti / Teeth	130

Models Z and TurboZeta Series

50.xx - 55.xx - 65.xx - 70.xx - 79.xx - 109.xx - 115.xx Zeta & TurboZeta
135.xx - 145.xx - 175.xx Zeta & TurboZeta

CEI no.
123.140

O.E.M. Ref
4279804



Smusso di imbocca
Lead-Bevel

Misure / Sizes mm

Ø Interno / Internal	306,00 mm
Ø Esterno / Esternal	335,00 mm
H Spessore / Thickness	12,00 mm
Z Denti / Teeth	110

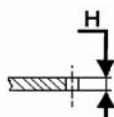
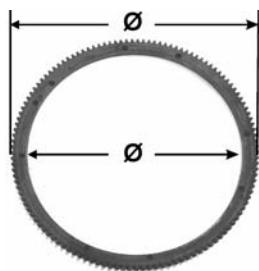
Models Daily, New Daily, Daily "C" Series

30.xx - 35.xx - 40.xx - 45.xx - 49.xx Daily, New Daily and Turbodayly
35Cxx - 50Cxx Daily "C" Series

All original equipment manufacturer's numbers, symbols, pictures, models and description used in this catalogue are for reference only, and it is not implied that any part listed is the product of these manufactures.
Tutti i nostri particolari non sono originali ma con essi intercambiabili. I riferimenti originali, le figure, i modelli sono esposti a semplice titolo indicativo. La nostra produzione riporta il nostro marchio.

CEI no.
123.202

O.E.M. Ref
4862411



Smusso di imbocca
Lead-Bevel

Misure / Sizes mm

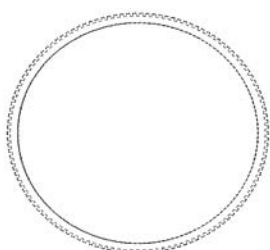
Ø Interno / Internal	356,00 mm
Ø Esterno / Esternal	396,00 mm
H Spessore / Thickness	18,00 mm
Z Denti / Teeth	130

Models CARGO

60.xx - 65.xx - 75.xx - 80.xx - 85.xx - 95.xx - 100.xx - 120.xx EuroCargo
130.xx - 150.xx - 170.xx - 180.xx - 260.xx EuroCargo

CEI no.
123.243

O.E.M. Ref
4852780



Misure / Sizes mm

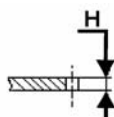
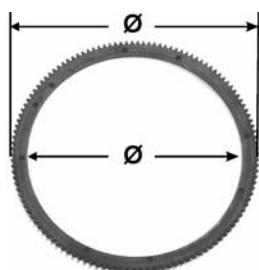
Ø Interno / Internal	
Ø Esterno / Esternal	
Z Denti / Teeth	
H Spessore / Thickness	

Models CARGO and TECH

150.xx - 260.xx - 320.xx EuroCargo
180.xx - 190.xx - 325.xx EuroTech

CEI no.
123.244

O.E.M. Ref
4890454



Smusso di imbocca
Lead-Bevel

Misure / Sizes mm

Ø Interno / Internal	380,00 mm
Ø Esterno / Esternal	424,00 mm
Z Denti / Teeth	18,00 mm
H Spessore / Thickness	132

Models CARGO Latest Generation

75.xx - 100.xx - 120.xx - 130.xx - 150.xx - 180.xx EuroCargo TECTOR

CEI no.
123.245

O.E.M. Ref
99438525



Misure / Sizes mm

Ø Interno / Internal	
Ø Esterno / Esternal	
Z Denti / Teeth	
H Spessore / Thickness	

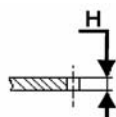
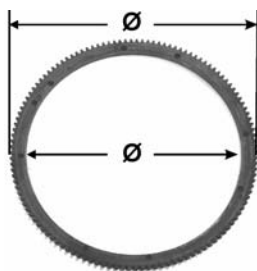
Models CARGO Latest Generation

130.xx - 150.xx - 180.xx - 260.xx EuroCargo TECTOR

All original equipment manufacturers numbers, symbols, pictures, models and description used in this catalogue are for reference only, and it is not implied that any part listed is the product of these manufacturers. Tutti i nostri particolari non sono originali ma con essi intercambiabili. I riferimenti originali, le figure, i modelli sono esposti a semplice titolo indicativo. La nostra produzione riporta il nostro marchio.

CEI no.
123.150

O.E.M. Ref
4718356



Smusso di imbocco
Lead-Bevel

Misure / Sizes mm

Ø Interno / Internal	416,30 mm
Ø Esterno / Esternal	473,00 mm
H Spessore / Thickness	25,00 mm
Z Denti / Teeth	156

Models TURBO, STAR, TECH, TRAKKER

190.xx - 240.xx - 260.xx TurboStar / TurboTech

190.xx - 260.xx - 380.xx - 400.xx - 410.xx - 440.xx - 720.xx EuroTech / Star / Trakker

CEI no.
123.242

O.E.M. Ref
61578844



Misure / Sizes mm

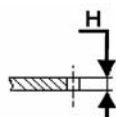
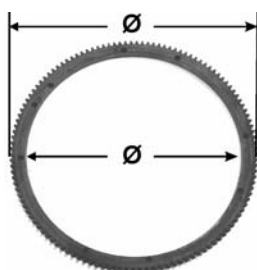
Ø Interno / Internal	
Ø Esterno / Esternal	
H Spessore / Thickness	
Z Denti / Teeth	

Models TURBO

190.xx - 240.xx TurboTech

CEI no.
123.142

O.E.M. Ref
4672334



Smusso di imbocco
Lead-Bevel

Misure / Sizes mm

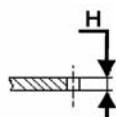
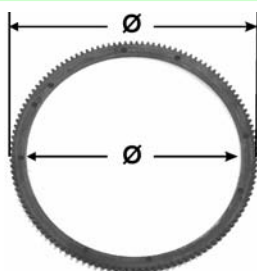
Ø Interno / Internal	455,70 mm
Ø Esterno / Esternal	505,00 mm
H Spessore / Thickness	25,00 mm
Z Denti / Teeth	167

Models STAR, TECH, TRAKKER

180.xx - 190.xx - 240.xx - 330.xx - 380.xx - 400.xx - 410.xx - 440.xx EuroTech / Star /

CEI no.
123.246

O.E.M. Ref
99433386



Smusso di imbocco
Lead-Bevel

Misure / Sizes mm

Ø Interno / Internal	452,00 mm
Ø Esterno / Esternal	496,40 mm
Z Denti / Teeth	22,00 mm
H Spessore / Thickness	155

Models STAR, TECH, TRAKKER Latest Gen., STRALIS

190.xx - 260.xx - 440.xx EuroTech / Star T.CURSOR

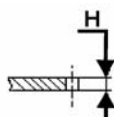
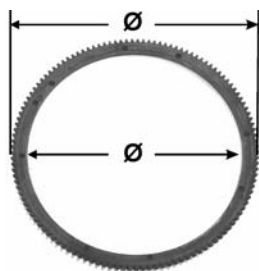
190.xx - 260.xx - 340.xx - 380.xx - 400.xx - 410.xx - 440.xx - 720.xx EuroTrakker

190Sxx - 260Sxx - 440Sxx STRALIS

All original equipment manufacturer's numbers, symbols, pictures, models and description used in this catalogue are for reference only, and it is not implied that any part listed is the product of these manufacturers. Tutti i nostri particolari non sono originali ma con essi intercambiabili. I riferimenti originali, le figure, i modelli sono esposti a semplice titolo indicativo. La nostra produzione riporta il nostro marchio.

CEI no.
123.142

O.E.M. Ref
4672334



Smusso di imbocca
Lead-Bevel

Misure | Sizes mm

Ø Interno / Internal	455,70 mm
Ø Esterno / Esternal	505,00 mm
H Spessore / Thickness	25,00 mm
Z Denti / Teeth	167

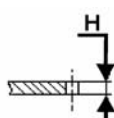
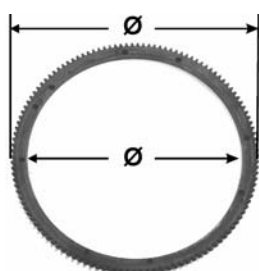
Models BUSES

370S25 - 370S29 - 370S35

EuroClass 29 - 35 - HD / EuroRider 26A - 29A - 35A

CEI no.
123.150

O.E.M. Ref
4718356



Smusso di imbocca
Lead-Bevel

Misure | Sizes mm

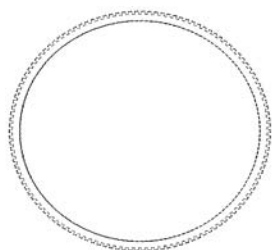
Ø Interno / Internal	416,30 mm
Ø Esterno / Esternal	473,00 mm
H Spessore / Thickness	25,00 mm
Z Denti / Teeth	156

Models BUSES

370S25L - 370S30 - AP160

CEI no.
123.144

O.E.M. Ref
4712475



Misure | Sizes mm

Ø Interno / Internal	
Ø Esterno / Esternal	
H Spessore / Thickness	
Z Denti / Teeth	

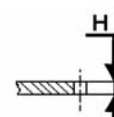
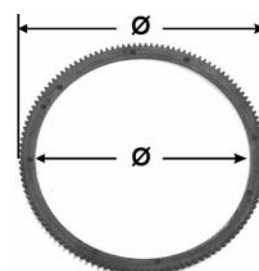
Models BUSES

370S24 - 370S26 - 370S30

418 - 421

CEI no.
123.246

O.E.M. Ref
99433386



Smusso di imbocca
Lead-Bevel

Misure | Sizes mm

Ø Interno / Internal	452,00 mm
Ø Esterno / Esternal	496,40 mm
H Spessore / Thickness	22,00 mm
Z Denti / Teeth	155

Models BUSES

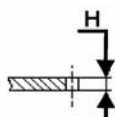
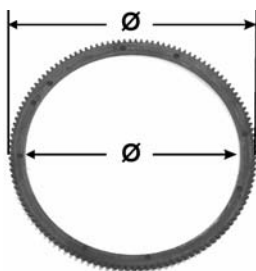
Arway 15M

EuroRider 38 E4

All original equipment manufacturers numbers, symbols, pictures, models and description used in this catalogue are for reference only, and it is not implied that any part listed is the product of these manufacturers. Tutti i nostri particolari non sono originali ma con essi intercambiabili. I riferimenti originali, le figure, i modelli sono esposti a semplice titolo indicativo. La nostra produzione riporta il nostro marchio.

CEI no.
123.142

O.E.M. Ref
49301
956676



Smusso di imbocca
Lead-Bevel

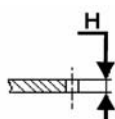
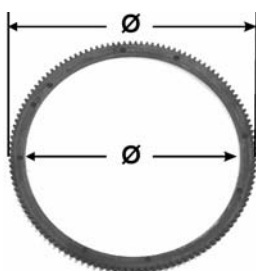
Misure / Sizes mm

Ø Interno / Internal	455,70 mm
Ø Esterno / Esternal	505,00 mm
H Spessore / Thickness	25,00 mm
Z Denti / Teeth	167

Models **BM Series**
BM64.42

CEI no.
123.150

O.E.M. Ref
48160



Smusso di imbocca
Lead-Bevel

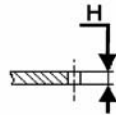
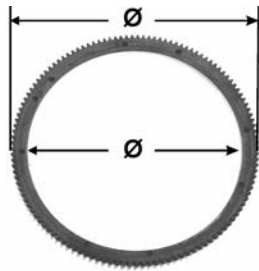
Misure / Sizes mm

Ø Interno / Internal	416,30 mm
Ø Esterno / Esternal	473,00 mm
H Spessore / Thickness	25,00 mm
Z Denti / Teeth	156

Models **HD Series**
HD6 - HD7

All original equipment manufacturer's numbers, symbols, pictures, models and description used in this catalogue are for reference only, and it is not implied that any part listed is the product of these manufactures.
Tutti i nostri particolari non sono originali ma con essi intercambiabili. I riferimenti originali, le figure, i modelli sono esposti a semplice titolo indicativo. La nostra produzione riporta il nostro marchio.

CEI no.
123.213
O.E.M. Ref
240593



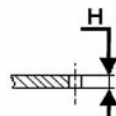
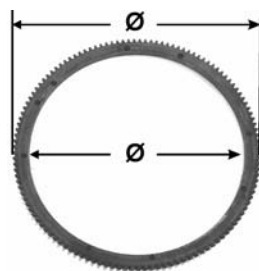
Smusso di imbocca
Lead-Bevel

Misure / Sizes mm

Ø Interno / Internal	418,00 mm
Ø Esterno / Esternal	443,00 mm
H Spessore / Thickness	18,5 mm
Z Denti / Teeth	146

Models Old Series
F2300 - F2500 - F2700

CEI no.
123.215
O.E.M. Ref
243716



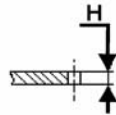
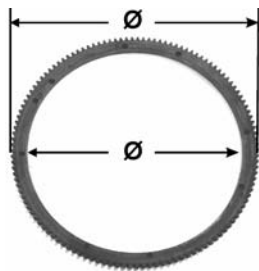
senza Smusso di imbocca
Without Lead-Bevel

Misure / Sizes mm

Ø Interno / Internal	475,00 mm
Ø Esterno / Esternal	509,00 mm
H Spessore / Thickness	22,00 mm
Z Denti / Teeth	158

Models Old Series
F2800 - F2900 - F3200 - F3300 - F3600

CEI no.
123.214
O.E.M. Ref
1313871
298355



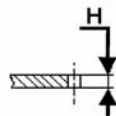
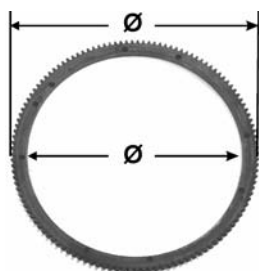
Smusso di imbocca
Lead-Bevel

Misure / Sizes mm

Ø Interno / Internal	458,00 MM
Ø Esterno / Esternal	488,50 MM
H Spessore / Thickness	22,00 mm
Z Denti / Teeth	161

Models New Series
F75 - CF75 - F85 - CF85 - F95 - XF95

CEI no.
123.255
O.E.M. Ref
1314188



Smusso di imbocca
Lead-Bevel

Misure / Sizes mm

Ø Interno / Internal	440,00 MM
Ø Esterno / Esternal	488,50 MM
H Spessore / Thickness	19,00 mm
Z Denti / Teeth	161

Models New Series
F75 - CF75 - F85 - CF85 - F95 - XF95

All original equipment manufacturers numbers, symbols, pictures, models and description used in this catalogue are for reference only, and it is not implied that any part listed is the product of these manufacturers. Tutti i nostri particolari non sono originali ma con essi intercambiabili. I riferimenti originali, le figure, i modelli sono esposti a semplice titolo indicativo. La nostra produzione riporta il nostro marchio.

CEI no.
123.305
O.E.M. Ref
1606305



Misure | Sizes mm

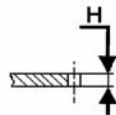
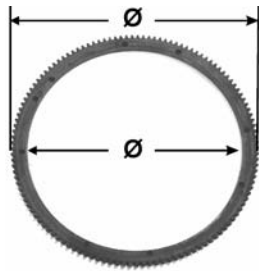
Ø Interno / Internal
Ø Esterno / Esternal
H Spessore / Thickness
Z Denti / Teeth

Models New Series
CF85 - XF95 - XF105

All original equipment manufacturer's numbers, symbols, pictures, models and description used in this catalogue are for reference only, and it is not implied that any part listed is the product of these manufactures.
Tutti i nostri particolari non sono originali ma con essi intercambiabili. I riferimenti originali, le figure, i modelli sono esposti a semplice titolo indicativo. La nostra produzione riporta il nostro marchio.

CEI no.
123.194

O.E.M. Ref
352 032 1105



Smusso di imbocca
Lead-Bevel

Misure / Sizes mm

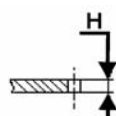
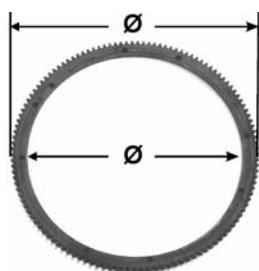
Ø Interno / Internal	380,00 mm
Ø Esterno / Esternal	334,00 mm
H Spessore / Thickness	16,00 mm
Z Denti / Teeth	125

Models NG

Motore / Engine OM 352 - OM 364 - OM 366

CEI no.
123.128

O.E.M. Ref
315 032 0105



Smusso di imbocca
Lead-Bevel

Misure / Sizes mm

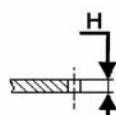
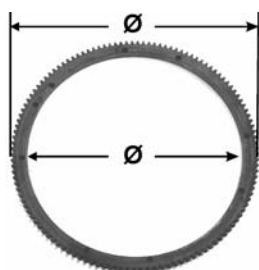
Ø Interno / Internal	420,00 mm
Ø Esterno / Esternal	467,00 mm
H Spessore / Thickness	21,00 mm
Z Denti / Teeth	154

Models NG

Motore / Engine OM 346 - OM 355

CEI no.
123.206

O.E.M. Ref
352 032 1305



Smusso di imbocca
Lead-Bevel

Misure / Sizes mm

Ø Interno / Internal	361,00 mm
Ø Esterno / Esternal	404,00 mm
H Spessore / Thickness	16,00 mm
Z Denti / Teeth	133

Models NG and ATEGO

Motore / Engine OM 362 - OM 366

Motore / Engine OM 904 (EURO 3)

CEI no.
123.247

O.E.M. Ref
366 032 0105



Misure / Sizes mm

Ø Interno / Internal	
Ø Esterno / Esternal	
H Spessore / Thickness	
Z Denti / Teeth	

Models ATEGO and MAXI-ATEGO

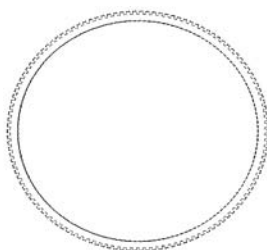
Motore / Engine OM 904 (EURO 2)

Motore / Engine OM 906 - OM 926

CEI no.

123.248

O.E.M. Ref
906 032 0005



Misure / Sizes mm

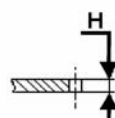
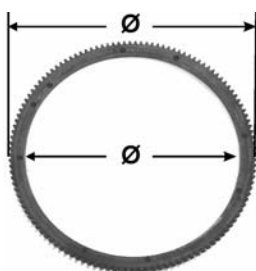
∅ Interno / Internal
∅ Esterno / External
H Spessore / Thickness
Z Denti / Teeth

Models ATEGO and MAXI-ATEGO
Motore / Engine OM 906

CEI no.

123.176

O.E.M. Ref
403 032 0305
403 032 0405
403 032 0205



senza Smusso di imbocca
Without Lead-Bevel

Misure / Sizes mm

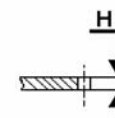
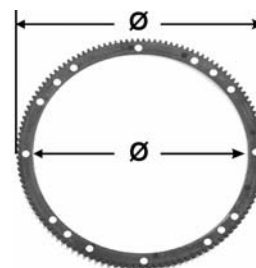
∅ Interno / Internal 432,00 mm
∅ Esterno / External 485,00 mm
H Spessore / Thickness 18,00 mm
Z Denti / Teeth 160

Models MK, SK, AXOR, ACTROS and NEW ACTROS
Motore / Engine OM 402 - OM 403 - OM 422 - OM 423 - OM 441 - OM 442 - OM 447
Motore / Engine OM 457 - OM 501 - OM 502

CEI no.

123.250

O.E.M. Ref
403 032 0705



senza Smusso di imbocca
Without Lead-Bevel

Misure / Sizes mm

∅ Interno / Internal 432,00 mm
∅ Esterno / External 485,00 mm
H Spessore / Thickness 18,00 mm
Z Denti / Teeth 160

**CON FORI
WITH HOLES**

Models MK, SK, AXOR, ACTROS and NEW ACTROS
Motore / Engine OM 402 - OM 403 - OM 422 - OM 423 - OM 441 - OM 442 - OM 447
Motore / Engine OM 457 - OM 501 - OM 502

CEI no.

123.249

O.E.M. Ref

51 02310 0086

51 02310 0102

51 02310 0108



Misure / Sizes mm

Ø Interno / Internal

Ø Esterno / External

H Spessore / Thickness

Z Denti / Teeth

Models **L2000 - M2000**

Motore / Engine D0824 - D0826 - D0836

CEI no.

123.176

O.E.M. Ref

51 02310 0073

51 02310 0074

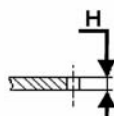
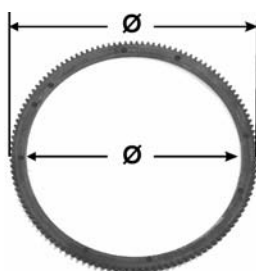
51 02310 0071

51 02310 0075

51 02310 0096

51 02310 0097

51 02310 0099



senza Smusso di imbocco
Without Lead-Bevel

Misure / Sizes mm

Ø Interno / Internal

432,00 mm

Ø Esterno / External

485,00 mm

H Spessore / Thickness

18,00 mm

Z Denti / Teeth

160

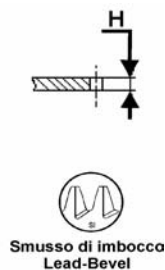
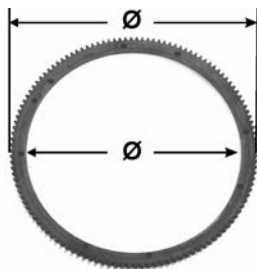
Models **F90, F2000, TGA**

Motore / Engine D2530 - D2538 - D2556 - D2565 - D2566 - D2840 - D2865

Motore / Engine D2866 - D2876

CEI no.
123.196

O.E.M. Ref
00 00 141 306



Misure / Sizes mm

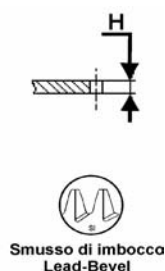
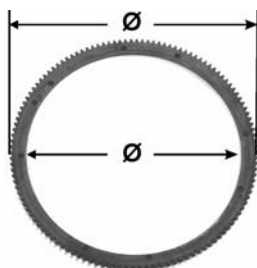
Ø Interno / Internal	429,00 mm
Ø Esterno / Esternal	475,00 mm
H Spessore / Thickness	17,50 mm
Z Denti / Teeth	148

Models ALL SERIES excluded MIS and MIDLUM

Motore / Engine MIDS 06.02.12 - 06.02.26 - 06.20.45 - 06.35.40 - 06.20.45

CEI no.
123.224

O.E.M. Ref
00 37 376 022



Misure / Sizes mm

Ø Interno / Internal	365,00 mm
Ø Esterno / Esternal	405,50 mm
H Spessore / Thickness	18,00 mm
Z Denti / Teeth	126

Models MIS and MIDLUM

Motore / Engine MIDS 06.02.12 - MIDS 06.02.26

Motore / Engine MIDS 06.02.26 (with EATON gearbox)

CEI no.
123.306

O.E.M. Ref
74 21 033 328



Misure / Sizes mm

Ø Interno / Internal	
Ø Esterno / Esternal	
H Spessore / Thickness	
Z Denti / Teeth	

Models MIDLUM and PREMIUM

Motore / Engine DXI 5 - DXI 7

CEI no.
123.307

O.E.M. Ref
74 20 711 957



Misure / Sizes mm

Ø Interno / Internal	
Ø Esterno / Esternal	
H Spessore / Thickness	
Z Denti / Teeth	

Models KERAX and MAGNUM

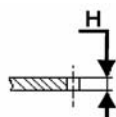
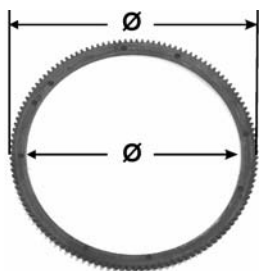
Motore / Engine DXI 11 - DXI 12 - DXI 13

All original equipment manufacturer's numbers, symbols, pictures, models and description used in this catalogue are for reference only, and it is not implied that any part listed is the product of these manufacturers. Tutti i nostri particolari non sono originali ma con essi intercambiabili. I riferimenti originali, le figure, i modelli sono esposti a semplice titolo indicativo. La nostra produzione riporta il nostro marchio.

CEI no.

123.267

O.E.M. Ref
50 10 295 161



Smusso di imbocca
Lead-Bevel

Misure / Sizes mm

Ø Interno / Internal	429,50 mm
Ø Esterno / Esternal	491,50 mm
H Spessore / Thickness	17,50 mm
Z Denti / Teeth	152

Models **KERAX - PREMIUM**

Motore / Engine MIDR 06.23.56

CEI no.

123.308

O.E.M. Ref
50 10 437 198



Misure / Sizes mm

Ø Interno / Internal	
Ø Esterno / Esternal	
H Spessore / Thickness	
Z Denti / Teeth	

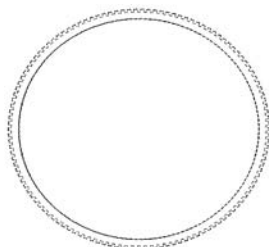
Models **MAGNUM**

Motore / Engine MIDR 06.35.40

CEI no.

123.309

O.E.M. Ref
50 00 810 948



Misure / Sizes mm

Ø Interno / Internal	
Ø Esterno / Esternal	
H Spessore / Thickness	
Z Denti / Teeth	

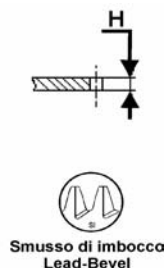
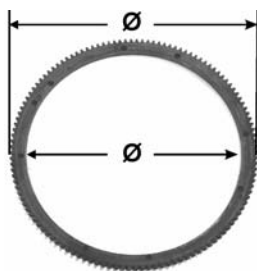
Models **MAGNUM**

Motore / Engine MIDR 06.24.65

All original equipment manufacturers' numbers, symbols, pictures, models and description used in this catalogue are for reference only, and it is not implied that any part listed is the product of these manufacturers. Tutti i nostri particolari non sono originali ma con essi intercambiabili. I riferimenti originali, le figure, i modelli sono esposti a semplice titolo indicativo. La nostra produzione riporta il nostro marchio.

CEI no.
123.193

O.E.M. Ref
139625
131046
1471237



Misure / Sizes mm

Ø Interno / Internal	430,00 mm
Ø Esterno / Esternal	480,00 mm
H Spessore / Thickness	22,00 mm
Z Denti / Teeth	158

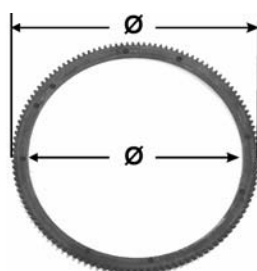
Models 2 - 3 - 4 Series 6 Cyl. Engine

Motore / Engine DSC 9 - DSC 11 - DSC 12 - DSC 16 (DSC16 8 Cyl. Engine)

Vecchio Tipo con Smusso / Old Type with Lead-Bevel

CEI no.
123.226

O.E.M. Ref
1487566
1465409
1527913



Misure / Sizes mm

Ø Interno / Internal	430,00 mm
Ø Esterno / Esternal	480,00 mm
H Spessore / Thickness	22,00 mm
Z Denti / Teeth	158

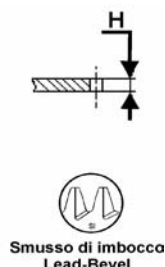
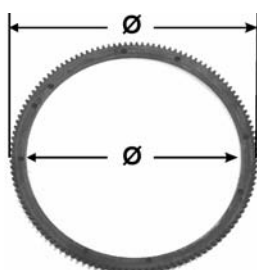
Models 2 - 3 - 4 Series 6 Cyl. Engine

Motore / Engine DSC 9 - DSC 11 - DSC 12 - DSC 16 (DSC16 8 Cyl. Engine)

Nuovo Tipo senza Smusso / New Type without Lead-Bevel

CEI no.
123.180

O.E.M. Ref
170069



Misure / Sizes mm

Ø Interno / Internal	446,00 mm
Ø Esterno / Esternal	495,00 mm
H Spessore / Thickness	22,00 mm
Z Denti / Teeth	163

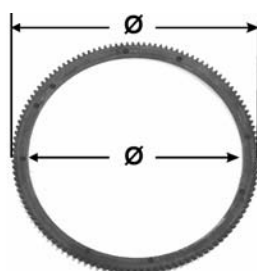
Models 2 - 3 - 4 Series 8 Cyl. Engine

Motore / Engine DSC 14

Vecchio Tipo con Smusso / Old Type with Lead-Bevel

CEI no.
123.225

O.E.M. Ref
1487567
1465410
1527914
1891445



Misure / Sizes mm

Ø Interno / Internal	446,00 mm
Ø Esterno / Esternal	495,00 mm
H Spessore / Thickness	22,00 mm
Z Denti / Teeth	163

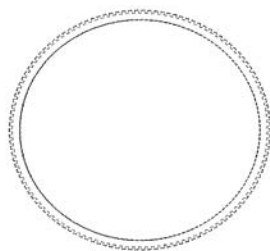
Models 2 - 3 - 4 Series 8 Cyl. Engine

Motore / Engine DSC 14

Nuovo Tipo senza Smusso / New Type without Lead-Bevel

All original equipment manufacturer's numbers, symbols, pictures, models and description used in this catalogue are for reference only, and it is not implied that any part listed is the product of these manufactures. Tutti i nostri particolari non sono originali ma con essi intercambiabili. I riferimenti originali, le figure, i modelli sono esposti a semplice titolo indicativo. La nostra produzione riporta il nostro marchio.

CEI no.
123.310
O.E.M. Ref
1539451



Misure | Sizes mm

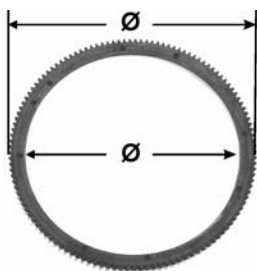
Ø Interno / Internal
Ø Esterno / External
H Spessore / Thickness
Z Denti / Teeth

Models PIGIRIT Series
Motore / Engine D11 - D12 - D16

All original equipment manufacturers numbers, symbols, pictures, models and description used in this catalogue are for reference only, and it is not implied that any part listed is the product of these manufacturers.
Tutti i nostri particolari non sono originali ma con essi intercambiabili. I riferimenti originali, le figure, i modelli sono esposti a semplice titolo indicativo. La nostra produzione riporta il nostro marchio.

CEI no.
123.184

O.E.M. Ref
420794
423082



Misure / Sizes mm

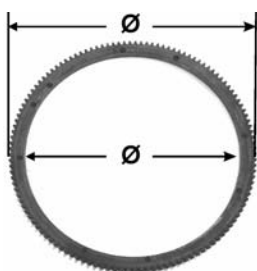
Ø Interno / Internal	440,00 mm
Ø Esterno / Esternal	473,00 mm
H Spessore / Thickness	22,00 mm
Z Denti / Teeth	156

Models F - FL - N - NL - FH

Motore / Engine TD 100 - TD 101 - TD 102 - TD 103 - TD 121 - TD 122 - TD 123

CEI no.
123.209

O.E.M. Ref
8193939
471532
20711957



Misure / Sizes mm

Ø Interno / Internal	449,50 mm
Ø Esterno / Esternal	492,00 mm
H Spessore / Thickness	17,00 mm
Z Denti / Teeth	153

Models F - FH

Motore / Engine TD 162 - TD 163

Motore / Engine D12A - D16A

All original equipment manufacturer's numbers, symbols, pictures, models and description used in this catalogue are for reference only, and it is not implied that any part listed is the product of these manufactures.
Tutti i nostri particolari non sono originali ma con essi intercambiabili. I riferimenti originali, le figure, i modelli sono esposti a semplice titolo indicativo. La nostra produzione riporta il nostro marchio.

CEI no.
139.497

O.E.M. REF
4692272
Posteriore / Rear

Sosp. MOTORE / ENGINE Susp.



Models
IVECO

TurboTech / TurboStar

190.24 - 190.26 - 190.30 - 190.32 - 190.36 - 190.42 - 190.48 -
220.32 - 220.36 - 240.26 - 240.36 - 240.48 - 260.32 - 260.36 -
260.48

CEI no.
139.490

O.E.M. REF
8189384
Posteriore / Rear

Sosp. MOTORE / ENGINE Susp.



Models
IVECO

EuroTech / EuroStar / EuroTrakker

180E34/38/42 - 190E30/31/34/37/38/42/47 - 240E34/38/42 -
260E34/37/38/42/47 - 330E34/37 - 340E34/37 -
380E34/37/42/47 - 400E34/37/38/42/47 - 410E37/42 -
440E34/38/42/47 - 720E38/42/47

CEI no.
139.504

O.E.M. REF
8164927
Posteriore / Rear

Sosp. MOTORE / ENGINE Susp.



Models
IVECO

EuroTech / EuroStar / EuroTrakker

180E42 - 190E42 - 190E47 - 190E52 - 240E42 - 240E47 -
260E42 - 240E47 - 240E52 - 260E42 - 260E47 - 260E52 -
340E37 - 340E42 - 380E42 - 380E47 - 400E42 - 400E47 -
400E52 - 440E42 - 440E47 - 440E52

CEI no.
139.410

O.E.M. REF
364833
278599

Sosp. MOTORE / ENGINE Susp.




Models
SCANIA
Serie 2 - 3

G/P/R 92 - G/P/R 112 - G/P/R 142
G/P/R 93 - G/P/R 113 - G/P/R 143

All original equipment manufacturers' numbers, symbols, pictures, models and description used in this catalogue are for reference only, and it is not implied that any part listed is the product of these manufacturers.
Tutti i nostri particolari non sono originali ma con essi intercambiabili. I riferimenti originali, le figure, i modelli sono esposti a semplice titolo indicativo. La nostra produzione riporta il nostro marchio.

Supporti Trasmissione

Propeller Shaft Supports



CEI no.

284.006

O.E.M. Ref

4655173

Progetto / Project
OM



Ø 40 mm

Misure / Sizes mm

Sp	D		
A	108,00	E	71,00
B		N	11,00
C	152,00		

Models **Old Generation**
50 NC - 65 NC - 70 NC - 75 NC - 80 NC
645 N/N1/N2/N3 - 650 N/N1/N2/N3

CEI no.

284.011

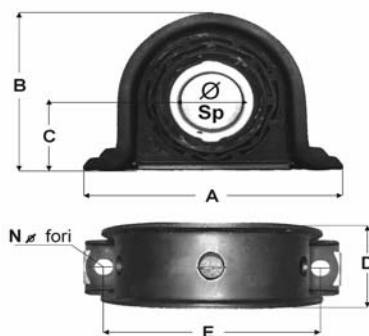
O.E.M. Ref

42541021

9984261

9932698

Progetto / Project
BTB - IVECO



Ø 35 mm

Misure / Sizes mm

Sp	D		
A	200,00	E	168,00
B	129,00	N	14,00
C	60,00		

Models **Zeta, TurboZeta, Daily, New Daily, TurboDaily**
30.8 - 35.8(H) - 35.10 - 35.12 - 40.8(H) - 40.10 - 45.10 - 45.12 - 49.10 - 49.12 - 50.9 - 59.12 - 60.9 - 65.9

CEI no.

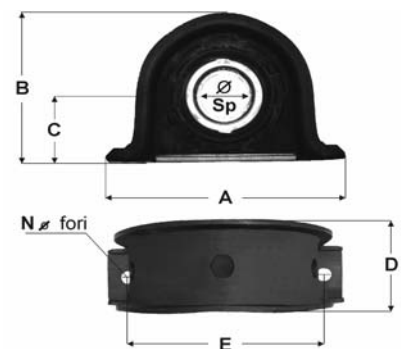
284.019

O.E.M. Ref

42536726

93160324

Progetto / Project
DANA



Ø 35 mm

Misure / Sizes mm

Sp	D		
A	195,00	E	170,00
B	123,00	N	13,00
C	59,00		

Models **New Daily, TurboDaily**
30.8 - 30.10 - 35.8 - 35.10 - 40.8 - 40.10

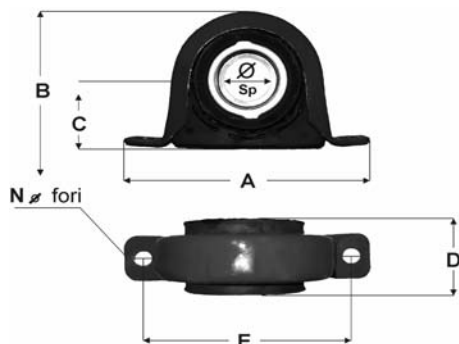
CEI no.

284.025

O.E.M. Ref

93158202

Progetto / Project
DANA



Ø 35 mm

Misure / Sizes mm

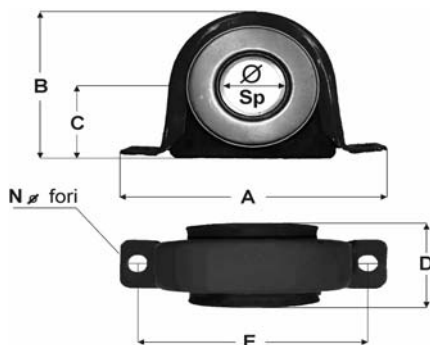
Sp	D		
A	197,00	E	167,00
B	118,00	N	13,00
C	57,00		

Models **Zeta, Turbozeta, New Daily, TurboDaily**
50.9 - 60.11 - 65.9
35.10 - 35.12 - 40.10 - 45.10 - 45.12 - 49.10 - 49.12 - 59.12

CEI no.
284.026

O.E.M. Ref
42530546

Progetto / Project
DANA



Ø 40 mm

Misure / Sizes mm

Sp	22,00	D	50,00
A	197,00	E	170,00
B	119,00	N	13,00
C	57,00		

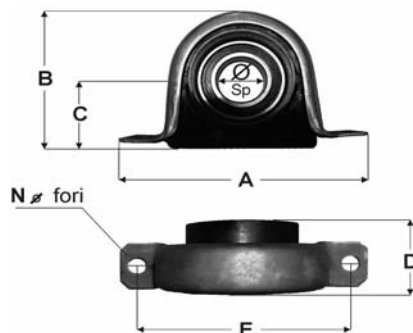
Models **TurboDaily, Daily CNG**

35.10 - 35.12 - 45.10 - 45.12 - 49.10 - 49.11 - 49.12 - 59.11 - 59.12

CEI no.
284.053

O.E.M. Ref
42554407
42535254
42561251

Progetto / Project
DANA



Ø 40 mm

Misure / Sizes mm

Sp	22,00	D	47,50
A	196,50	E	168,00
B	117,00	N	12,50
C	57,00		

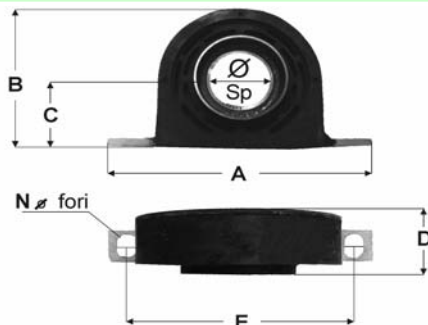
Models **Daily "C" and "S" Series**

35C9 - 35C11 - 35C13 - 35S9 - 35S11 - 35S13 - 50C11 - 50C13 - 65C13 - 65C15

CEI no.
284.014

O.E.M. Ref
42538439
93156460
93157025

Progetto / Project
BIRFIELD



Ø 45 mm

Misure / Sizes mm

Sp	19,00	D	37,50
A	197,00	E	168,00
B	120,00	N	13,50
C	56,00		


Models **New Daily, TurboDaily, Daily "C" and "S" Series**

30.8 - 30.10 - 35.8 - 35.10 - 35.11 - 35.12 - 40.8 - 45.10 - 49.10 - 49.11 - 49.12 - 59.11 - 59.12
35C9 - 35C11 - 35C13 - 35S9 - 35S11 - 35S13 - 50C11 - 50C13 - 65C13 - 65C15

CEI no.
284.010

O.E.M. Ref
42536523
4682902
93160226

Progetto / Project
IVECO-GLAENZER



Ø 45 mm

Misure / Sizes mm

Sp	19,00	D	58,00
A	231,00	E	194,00
B	153,00	N	14,00
C	71,00		

Models **Zeta, TurboZeta, M Series**

65.12 - 79.12 - 79.14 - 95.14 - 109.14
110.14 - 115.14 - 115.17 - 120.13 - 120.14 - 135.14 - 135.17 - 145.17 - 175.17

CEI no.
284.027

O.E.M. Ref
93158251
93158206
42538968

Progetto / Project
DANA



Ø 45 mm

Misure / Sizes mm

Sp	26,00	D	64,00
A	232,00	E	192,00
B	157,00	N	13,00
C	70,00		

Models **Zeta, TurboZeta, M Series**
65.12 - 79.12 - 79.14 - 95.14 - 109.14
115.14 - 135.14

CEI no.
284.015

O.E.M. Ref
42536965
93160223

Progetto / Project
BIRFIELD



Ø 40 mm

Misure / Sizes mm

Sp	18,00	D	51,00
A	200,00	E	168,00
B	140,00	N	13,00
C	63,00		

Models **CARGO**
EuroCargo 60E10 - 60E12 - 60E14 - 65E10 - 65E12 - 65E12H - 65E14
EuroCargo 75E12 - 75E14

CEI no.
284.027

O.E.M. Ref
93158251
93158206
42538968

Progetto / Project
DANA



Ø 45 mm

Misure / Sizes mm

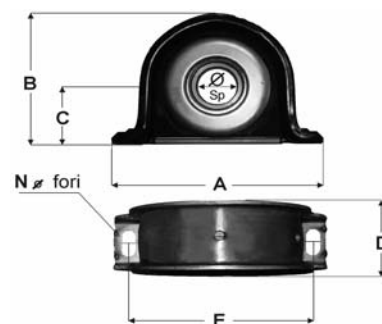
Sp	26,00	D	64,00
A	232,00	E	192,00
B	157,00	N	13,00
C	70,00		

Models **CARGO - TECTOR - TECTOR Restyling**
EuroCargo 75E13 - 75E15 - 75E17 - 75E18 - 100E17 - 100E18 - 100E21 - 120E15 - 120E17
EuroCargo 120E18 - 120E23 - 130E15 - 130E18 - 130E21 - 130E23 - 130E24 - 150E15/18

CEI no.
284.071

O.E.M. Ref
42534452

Progetto / Project



Ø 45 mm

Misure / Sizes mm

Sp	19,00	D	59,00
A	229,50	E	191,00
B	156,00	N	13,00
C	70,00		

Models **CARGO - TECTOR - TECTOR Restyling**
EuroCargo 100E18 - 100E22 - 120E18 - 120E22

All original equipment manufacturers numbers, symbols, pictures, models and description used in this catalogue are for reference only, and it is not implied that any part listed is the product of these manufacturers. Tutti i nostri particolari non sono originali ma con essi intercambiabili. I riferimenti originali, le figure, i modelli sono esposti a semplice titolo indicativo. La nostra produzione riporta il nostro marchio.

CEI no.

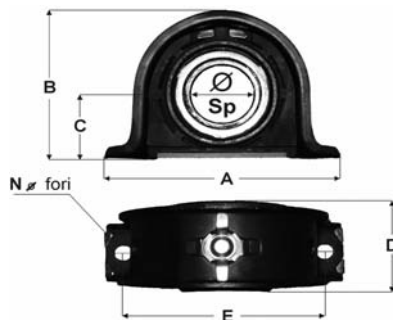
284.028

O.E.M. Ref

42532291

42538366

Progetto / Project
BIRFIELD



Ø 55 mm

Misure / Sizes mm

Sp	20,00	D	52,00
A	200,00	E	168,00
B	139,00	N	13,00
C	61,00		

Models CARGO

EuroCargo 65E12 - 65E12H - 65E14 - 75E12 - 75E13 - 75E14 - 75E15

CEI no.

284.022

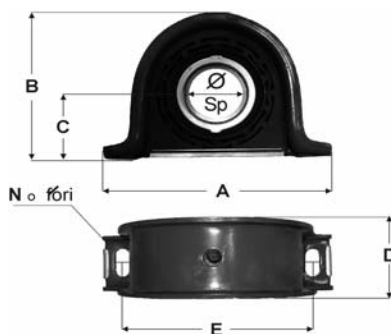
O.E.M. Ref

42536524

8194600

93160517

Progetto / Project
GWB



Ø 55 mm

Misure / Sizes mm

Sp	18,00	D	52,00
A	231,00	E	168,00
B	158,00	N	13,00
C	71,00		

Models CARGO, TECH

EuroCargo 150E15H - 150E18 - 150E18H - 150E21H - 150E23 - 150E23H - 150E27

EuroCargo 170E15 - 170E18 - 170E23 - 170E27

EuroTech 180E24 - 180E27

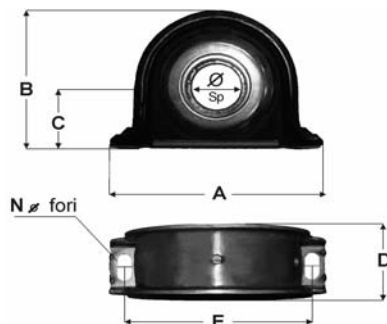
CEI no.

284.073

O.E.M. Ref

42530452

Progetto / Project
GWB



Ø 55 mm

Misure / Sizes mm

Sp	18,00	D	57,50
A	230,00	E	190,00
B	163,00	N	14,50
C	67,50		

Models CARGO, TECTOR, TECTOR Restyling

EuroCargo 130E18 - 130E24 - 130E24 - 140E22 - 140E24 - 140E28

EuroCargo 150E18 - 150E22 - 150E24 - 150E28 - 150E30

CEI no.

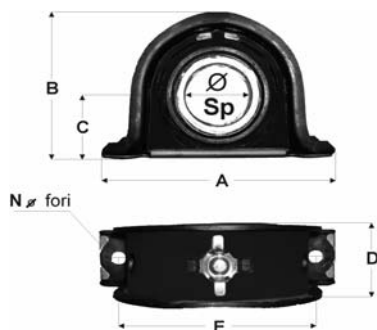
284.029

O.E.M. Ref

42532295

42538367

Progetto / Project
GKN



Ø 60 mm

Misure / Sizes mm

Sp	14,00	D	58,00
A	230,00	E	192,00
B	155,00	N	12,00
C	67,00		

Models CARGO - TECTOR - TECTOR Restyling

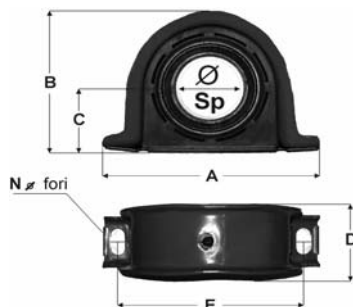
EuroCargo 75E15 - 75E17 - 75E18 - 80E15 - 80E18 - 80E21 - 85E15H

EuroCargo 100E15 - 100E17 - 100E18

CEI no.
284.030

O.E.M. Ref
93194978

Progetto / Project
KLEIN



Ø 65 mm

Misure / Sizes mm

Sp	18,00	D	64,00
A	231,00	E	198,00
B	162,00	N	15,00
C	74,00		

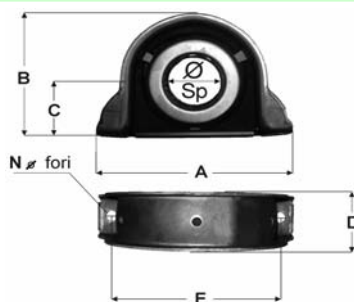
Models CARGO, TECH

EuroCargo 150E15H/18/18H/21H/23/23H/27 - 170E15/18/23/27 - 260E23KE/27KE
EuroTech 180E30 - 180E34 - 190E24 - 190E27 - 190E30

CEI no.
284.072

O.E.M. Ref
42536078

Progetto / Project
KLEIN



Ø 65 mm

Misure / Sizes mm

Sp	18,00	D	62,00
A	233,50	E	197,50
B	159,50	N	15,00
C	70,00		

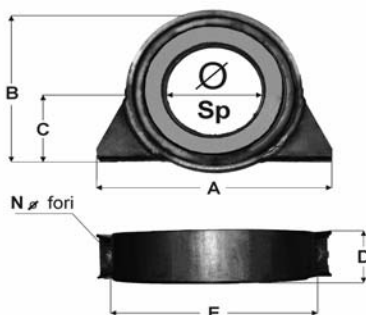
Models CARGO, TECTOR, TECTOR Restyling

EuroCargo 130E18 - 130E24 - 130E24 - 140E22 - 140E24 - 140E28
EuroCargo 150E18 - 150E22 - 150E24 - 150E28 - 150E30

CEI no.
284.031

O.E.M. Ref
93192009

Progetto / Project
GWB



Ø 100 mm

Misure / Sizes mm

Sp	38,00	D	40,00
A	225,00	E	193,00
B	169,00	N	13,00
C	84,00		

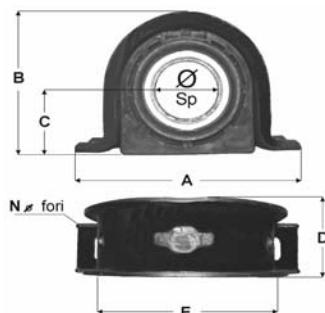
Models CARGO - TECTOR - TECTOR Restyling

EuroCargo 75E15 - 75E17 - 75E18 - 80E15 - 80E18 - 85E15H - 100E15 - 100E17 - 100E18

CEI no.
284.009

O.E.M. Ref
93191989
42541438
42002125

Progetto / Project
GWB



Ø 60 mm

Misure / Sizes mm

Sp	36,00	D	62,00
A	260,00	E	200,00
B	180,00	N	15,00
C	83,00		

Models T Series, TURBO

170.26 - 170.33 - 190.26 - 190.30 - 190.35 - 190.38
TurboTech 190.24 - 190.26 - 190.30 - 190.32

All original equipment manufacturers numbers, symbols and description used in this catalogue are for reference only, and it is not implied that any part listed is the product of these manufacturers. Tutti i nostri particolari non sono originali ma con essi intercambiabili. I riferimenti originali, le figure, i modelli sono esposti a semplice titolo indicativo. La nostra produzione riporta il nostro marchio.

CEI no.

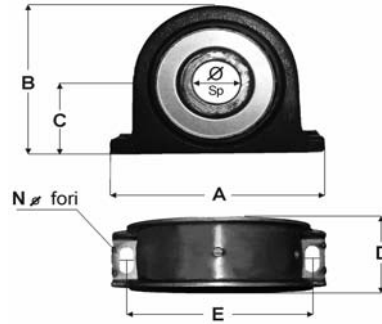
284.032

O.E.M. Ref

42536525

93157125

Progetto / Project
GLAENZER
(Ghisa / Caston Iron)



Ø 60 mm

Misure / Sizes mm

Sp	23,00	D	65,00
A	256,50	E	220,00
B	188,00	N	15,00
C	88,50		

Models **TURBO**

TurboStar 190.36 - 190.42 - 240.36 - 260.36

TurboTech 190.36 - 190.42 - 240.36 - 260.36

CEI no.

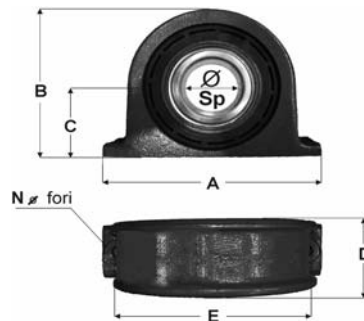
284.033

O.E.M. Ref

42536961

93157626

Progetto / Project
KLEIN
(Ghisa / Caston Iron)



Ø 60 mm

Misure / Sizes mm

Sp	33,00	D	65,00
A	258,00	E	220,00
B	187,00	N	15,00
C	90,00		

Models **TURBO**

TurboStar 190.42 - 240.36 - 260.36

TurboTech 190.36 - 240.26 - 240.36 - 260.36

CEI no.

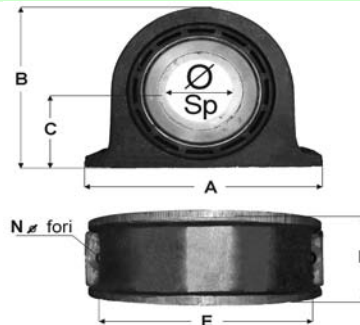
284.013

O.E.M. Ref

42536962

42087410

Progetto / Project
KLEIN
(Ghisa / Caston Iron)



Ø 70 mm

Misure / Sizes mm

Sp	43,00	D	65,00
A	254,00	E	220,00
B	185,00	N	15,00
C	88,00		

Models **TURBO**

TurboStar 190.36 - 190.42 - 190.48 - 240.36 - 240.48 - 260.36 - 260.48

TurboTech 190.36 - 240.36 - 260.36

CEI no.

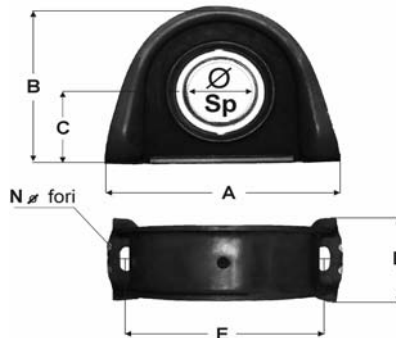
284.023

O.E.M. Ref

42536964

42087542

Progetto / Project
GWB



Ø 70 mm

Misure / Sizes mm

Sp	D
A	E
B	N
C	

Models **TURBO**

TurboStar 190.36 - 190.48 - 240.36 - 240.48 - 260.48

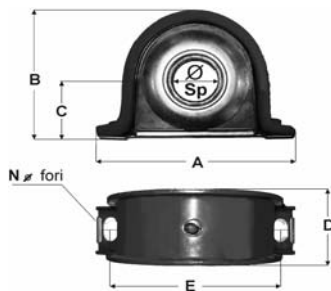
TurboTech 190.36 - 240.36 - 260.36

All original equipment manufacturer's numbers, symbols, pictures, models and description used in this catalogue are for reference only, and it is not implied that any part listed is the product of these manufacturers. Tutti i nostri particolari non sono originali ma con essi intercambiabili. I riferimenti originali, le figure, i modelli sono esposti a semplice titolo indicativo. La nostra produzione riporta il nostro marchio.

CEI no.
284.034

O.E.M. Ref
42541440
93163091

Progetto / Project
GWB



Ø 55 mm

Misure / Sizes mm

Sp	19,00	D	60,00
A	232,00	E	197,00
B	158,00	N	15,00
C	73,00		

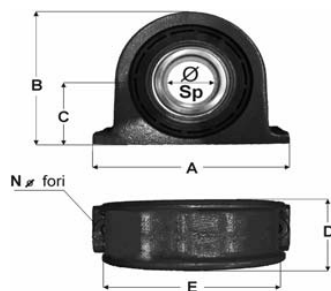
Models **TECH, STRALIS**

EuroTech 180E30 - 180E34 - 190E24 - 190E27 - 190E30 - 190E31 - 190E35 - 260E31/35
Stralis 190S27 - 190S31 - 190S35 - 260S27 - 260S31 - 260S35

CEI no.
284.033

O.E.M. Ref
42536961
93157626

Progetto / Project
KLEIN
(Ghisa / Caston Iron)



Ø 60 mm

Misure / Sizes mm

Sp	33,00	D	65,00
A	258,00	E	220,00
B	187,00	N	15,00
C	90,00		

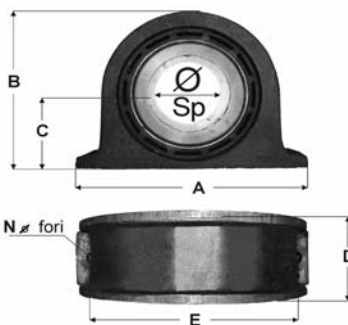
Models **STAR, TECH, TRAKKER**

EuroStar 190E38 - 190E42 - 190E47 - 190E52 - 240E38 - 240E42 - 240E47 - 240E52
EuroTech 180E34 - 180E42 - 190E34 - 190E38 - 190E42 - 240E34 - 240E38 - 240E42
EuroTrakker 260E30 - 260E34 - 340E34 - 340E38 - 410E38 - 410E35 - 410E38

CEI no.
284.013

O.E.M. Ref
42536962
42087410

Progetto / Project
KLEIN
(Ghisa / Caston Iron)



Ø 70 mm

Misure / Sizes mm

Sp	43,00	D	65,00
A	254,00	E	220,00
B	185,00	N	15,00
C	88,00		

Models **STAR, TECH, TRAKKER**

EuroStar 190E42 - 190E47 - 240E42 - 240E47 - 260E42 - 260E47 - 260E52
EuroTech 180E42 - 190E42 - 240E38 - 240E42 - 260E42
EuroTrakker 260E37 - 260E42 - 340E34 - 340E37 - 340E42 - 410E37 - 410E42

CEI no.
284.016

O.E.M. Ref
42536963
93163689

Progetto / Project
GWB
(Ghisa / Caston Iron)



Ø 70 mm

Misure / Sizes mm

Sp	20,00	D	65,00
A	295,00	E	220,00
B	190,00	N	15,00
C	88,00		

Models **STAR, TECH, TRAKKER**

EuroStar 190E38 - 190E42 - 190E47 - 190E52 - 240E38 - 240E42 - 240E47 - 240E52
EuroTech 190E34 - 190E38 - 190E42 - 240E34 - 240E38 - 240E42
EuroTrakker 190E37 - 260E30 - 260E34 - 340E34

CEI no.

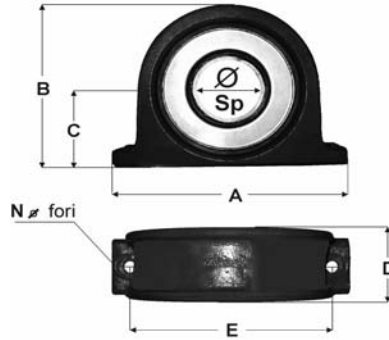
284.035

O.E.M. Ref

42541437

93190884

Progetto / Project
GKN



Ø 70 mm

Misure / Sizes mm

Sp	20,00	D	67,00
A	257,00	E	220,00
B	187,00	N	14,00
C	87,00		

Models STAR, TECH, TRAKKER, STRALIS

EuroStar 190E38/42/39/42/43/47 - 240E42/47 - 260E39/43/48/47

EuroTech 180E34/38/42 - 190E39/42/43 - 240E42 - 260E38/39/42/43

EuroTrakker 190E27/30/31/35 - 260E31/35/37/38/42/44/48 - 340E34/35/37/38/42/44 - 41E35/37/38/44/48

Stralis 190S40/43/48 - 260S40/43/44/48/54

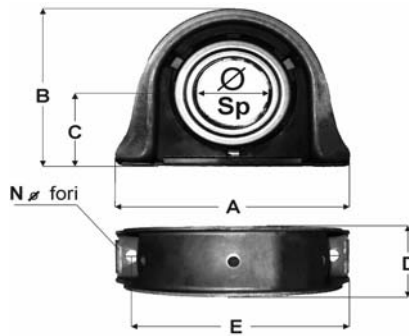
CEI no.

284.036

O.E.M. Ref

93192572

Progetto / Project
KLEIN



Ø 75 mm

Misure / Sizes mm

Sp	20,00	D	60,00
A	257,00	E	220,00
B	185,00	N	15,00
C	87,00		

Models STAR, TECH, TRAKKER, STRALIS

EuroStar 190E39/42/43/47 - 240E42/47 - 260E39/43/48

EuroTech 180E34/38/42 - 190E34/38/39/42/43 - 240E38/42 - 260E39/43

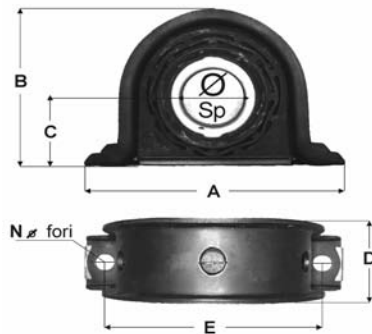
EuroTrakker 190E27/30/31/35/37/38/44 - 260E31/35 - 340E35 - 380E31/37 - 400E37/42 - 410E37/42/44

Stralis 190S40/43/48 - 260S40/43/44/48/54

CEI no.
284.011

O.E.M. Ref
608924

Progetto / Project
BTB



Models **Old Generation**
F700 - F900 - F1600 - F1800

Ø 35 mm

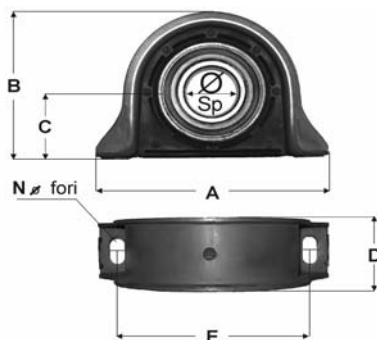
Misure / Sizes mm

Sp	17,00	D	45,00
A	200,00	E	168,00
B	129,00	N	14,00
C	60,00		

CEI no.
284.021

O.E.M. Ref
102203

Progetto / Project
GWB



Models **Old Generation**
F1700 - F1900 - F2100 - F2300 - F2500

Ø 55 mm

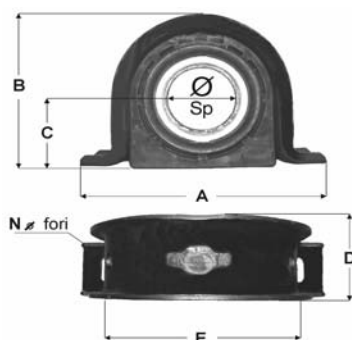
Misure / Sizes mm

Sp	36,00	D	60,00
A	232,00	E	194,00
B	159,00	N	15,00
C	73,00		

CEI no.
284.009

O.E.M. Ref
102204

Progetto / Project
GWB



Models **Old Generation**
F1700 - F1900 - F2100 - F2300 - F2500 - F2700 - F2800 - F2900 - F3200 - F3300 - F3600

Ø 60 mm

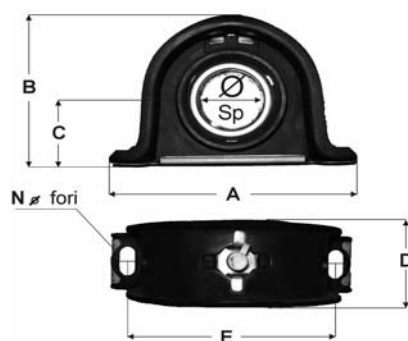
Misure / Sizes mm

Sp	36,00	D	62,00
A	260,00	E	200,00
B	180,00	N	15,00
C	83,00		

CEI no.
284.024

O.E.M. Ref
1298157

Progetto / Project
GWB



Models **New Generation**
F65 - 65CF - F75 - 75CF - F85 - 85CF - F95 - 95XF

Ø 55 mm

Misure / Sizes mm


Sp	18,00	D	58,00
A	232,00	E	200,00
B	158,00	N	15,00
C	67,00		

All original equipment manufacturers numbers, symbols, pictures, models and description used in this catalogue are for reference only, and it is not implied that any part listed is the product of these manufacturers. Tutti i nostri particolari non sono originali ma con essi intercambiabili. I riferimenti originali, le figure, i modelli sono esposti a semplice titolo indicativo. La nostra produzione riporta il nostro marchio.

CEI no.
284.074

O.E.M. Ref
1288235

Progetto / Project



Ø 60 mm

Misure / Sizes mm

Sp	44,00	D	64,50
A	254,00	E	220,00
B	186,00	N	15,00
C	90,00		

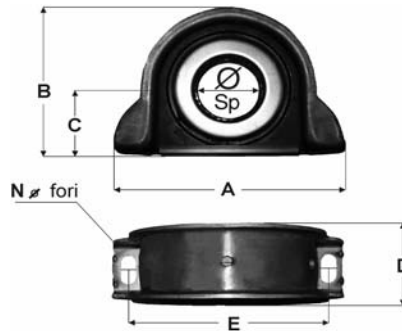
Models New Generation

F85 - F95 - 75CF - 85CF - 95XF - CF75 - CF85 - XF95 - XF105

CEI no.
284.038

O.E.M. Ref
1435557
1323765
1288220

Progetto / Project
KLEIN



Ø 65 mm

Misure / Sizes mm

Sp	17,00	D	61,00
A	233,00	E	200,00
B	160,00	N	15,00
C	72,00		

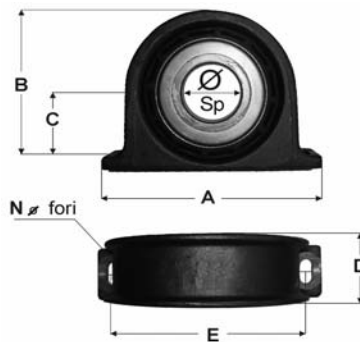
Models New Generation

F65 - 65CF - F75 - 75CF - F85 - 85CF - F95 - 95XF

CEI no.
284.075

O.E.M. Ref
1288242

Progetto / Project



Ø 70 mm

Misure / Sizes mm

Sp	44,00	D	66,00
A	255,00	E	220,00
B	185,50	N	15,00
C	89,00		

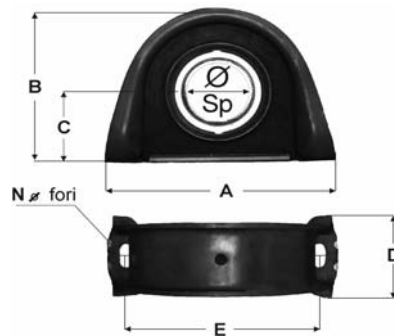
Models New Generation

CF75 - CF85 - XF95 - XF105

CEI no.
284.023

O.E.M. Ref
1235569

Progetto / Project
GWB



Ø 70 mm

Misure / Sizes mm

Sp	20,00	D	65,00
A	265,00	E	220,00
B	190,00	N	15,00
C	88,00		

Models New Generation

F85 - CF85 - F95 - 95XF

All original equipment manufacturer's numbers, symbols, pictures, models and description used in this catalogue are for reference only, and it is not implied that any part listed is the product of these manufacturers. Tutti i nostri particolari non sono originali ma con essi intercambiabili. I riferimenti originali, le figure, i modelli sono esposti a semplice titolo indicativo. La nostra produzione riporta il nostro marchio.

CEI no.

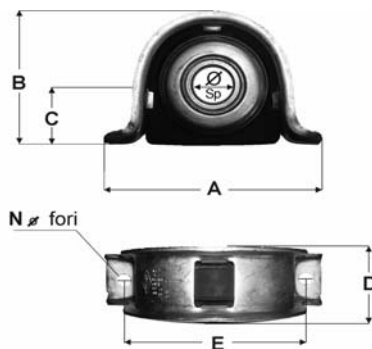
284.037

O.E.M. Ref

1404560

AMPA517

Progetto / Project
SPICER



Models **New Generation**
F45 - LF45 - F55 - LF55 - 95XF

Ø 75 mm

Misure / Sizes mm

Sp	20,00	D	62,50
A	257,00	E	213,50
B	185,00	N	15,00
C	87,00		

CEI no.

284.076

O.E.M. Ref

1740904

1425157

1364376

Progetto / Project



Models **New Generation**
F85 - F95 - 85CF - 95XF - CF75 - CF85 - XF95

Ø 75 mm

Misure / Sizes mm

Sp	20,00	D	62,50
A	257,00	E	213,50
B	185,00	N	15,00
C	87,00		

CEI no.

284.057

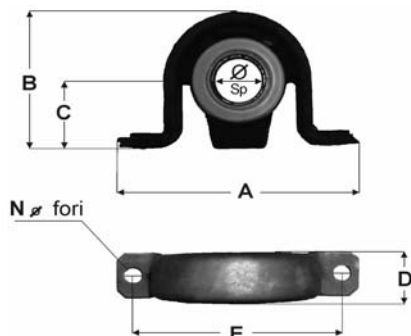
O.E.M. Ref

903 410 0010

901 410 0310

901 410 0210

Progetto / Project



Ø 45 mm

Misure / Sizes mm

Sp	17,00	D	41,00
A	223,00	E	195,00
B	141,00	N	13,50
C	71,50		

Models **SPRINTER**

Vari modelli e telai / Various models and chassis

Macchine cava-cantiere / Heavy Off Road Trucks

CEI no.

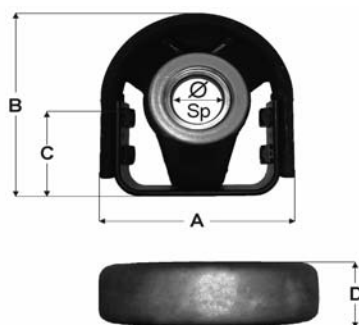
284.079

O.E.M. Ref

000 411 0212

970 411 0012

Progetto / Project



Ø 45 mm

Misure / Sizes mm

Sp	19,00	D	52,00
A	160,50	E	-
B	167,50	N	-
C	88,00		

Models **ATEGO**

Vari modelli e telai / Various models and chassis

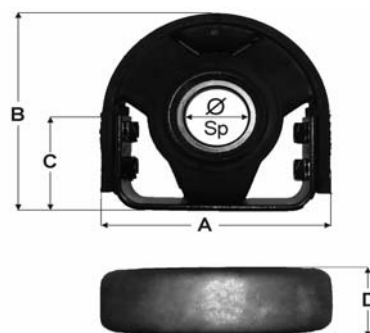
CEI no.

284.080

O.E.M. Ref

973 411 0112

Progetto / Project



Ø 45 mm

Misure / Sizes mm

Sp	21,00	D	51,00
A	192,00	E	-
B	182,50	N	-
C	82,50		

Models **ATEGO**

Vari modelli e telai / Various models and chassis

CEI no.

284.064


O.E.M. Ref

973 410 0022

385 410 1722

385 410 0922

Progetto / Project



Ø 55 mm

Misure / Sizes mm

Sp	21,00	D	52,00
A	171,50	E	-
B	191,00	N	-
C	95,50		

Models **ATEGO**

Vari modelli e telai / Various models and chassis

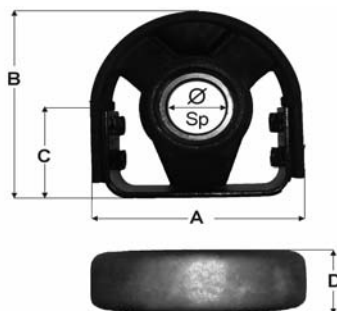
All original equipment manufacturer's numbers, symbols, pictures, models and description used in this catalogue are for reference only, and it is not implied that any part listed is the product of these manufacturers. Tutti i nostri particolari non sono originali ma con essi intercambiabili. I riferimenti originali, le figure, i modelli sono esposti a semplice titolo indicativo. La nostra produzione riporta il nostro marchio.

CEI no.

284.078

O.E.M. Ref
973 411 0012

Progetto / Project



Ø 55 mm

Misure / Sizes mm

Sp	21,00	D	51,00
A	191,00	E	-
B	183,00	N	-
C	88,50		

Models ATEGO

Vari modelli e telai / Various models and chassis

CEI no.

284.039

O.E.M. Ref
655 410 0022
395 410 0622

Progetto / Project



Ø 70 mm

Misure / Sizes mm

Sp	15,00	D	60,00
A	194,00	E	-
B	247,00	N	-
C	98,00		

Models MK, SK, Maxi-ATEGO, ACTROS


Vari modelli e telai / Various models and chassis

CEI no.

284.040

O.E.M. Ref
000 410 1010
656 411 0012

Progetto / Project



Ø 70 mm

Misure / Sizes mm

Sp	20,00	D	51,00
A	192,00	E	-
B	186,00	N	-
C	90,50		

Models Maxi-ATEGO, ACTROS, NEW ACTROS (MPII)

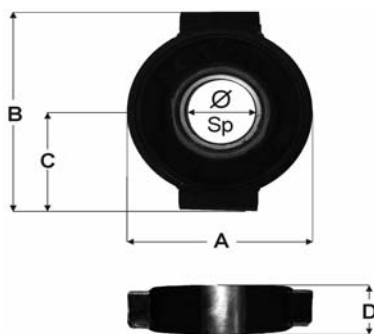
Vari modelli e telai / Various models and chassis

CEI no.

284.041

O.E.M. Ref
659 411 0112

Progetto / Project



Ø 79,50 mm

Misure / Sizes mm

Sp	23,00	D	60,00
A	205,50	E	-
B	247,00	N	-
C	123,25		

Models ACTROS, NEW ACTROS (MPII)

Vari modelli e telai / Various models and chassis

Macchine cava-cantiere / Heavy Off Road Trucks

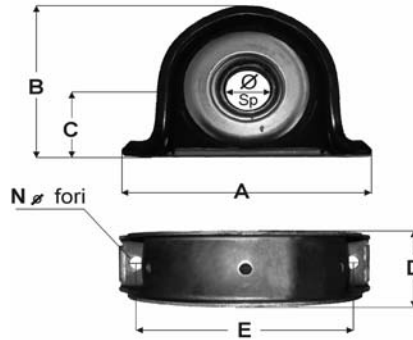
CEI no.

284.051

O.E.M. Ref

81 39400 6089

Progetto / Project



Ø 45 mm

Misure / Sizes mm

Sp	19,00	D	57,00
A	230,50	E	199,50
B	155,50	N	15,00
C	70,50		

Models **G90 (6 / 8 / 9 / 10 Ton)**

Telai / Chassis **Lxx**

CEI no.

284.042

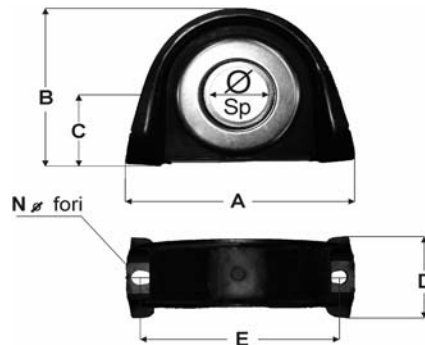
O.E.M. Ref

81 39410 6019

81 39410 6017

81 39410 6013

Progetto / Project



Ø 65 mm

Misure / Sizes mm

Sp	23,00	D	64,00
A	265,00	E	224,00
B	190,00	N	17,00
C	87,00		

Models **L2000 - M2000 - F90 - F2000 - TGA - TGL - TGX**

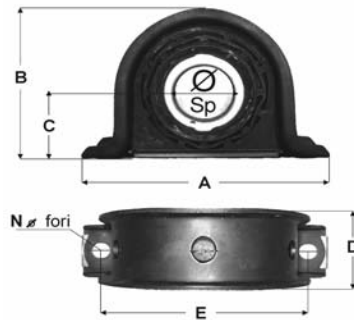
Telai / Chassis **Exx - Fxx - Hxx - Lxx - Mxx - Txx**

CEI no.

284.011

O.E.M. Ref
50 00 560 295

Progetto / Project
GLAENZER



Ø 35 mm

Misure / Sizes mm

Sp	17,00	D	45,00
A	200,00	E	168,00
B	129,00	N	14,00
C	60,00		

Models J | K - M | S - B Series


MASTER - B70 - B80 - B90 - B110 - B120 - J / JE / JK / JN 13-15-35-48-55-60-65-75-85
S 100 - S110 - S130 - S150

CEI no.

284.010

O.E.M. Ref
50 00 821 936
50 00 242 914

Progetto / Project
GLAENZER



Ø 45 mm

Misure / Sizes mm

Sp	19,00	D	58,00
A	231,00	E	194,00
B	153,00	N	14,00
C	71,00		

Models M | S

S 130 - S150

CEI no.

284.043

O.E.M. Ref
50 00 287 986

Progetto / Project
DANA



Figura non
disponibile
Picture not
available

Ø 45 mm

Misure / Sizes mm

Sp	D
A	E
B	N
C	

Models J | M | S - MIDLINER - MIDLUM


JE13/15 - M / S 110-120-130-135-140-150-160-180-210-220-230(TI)-250
MIDLINER - MIDLUM

CEI no.

284.020

O.E.M. Ref
50 00 807 211

Progetto / Project



Ø 50 mm

Misure / Sizes mm

Sp	20,00	D	100,00
A	230,00	E	193,00
B	155,00	N	16,00
C	74,50		

Models C Series

C230 - C240 - C260 - C290 - C300

Macchine cava-cantiere / Heavy Off Road Trucks

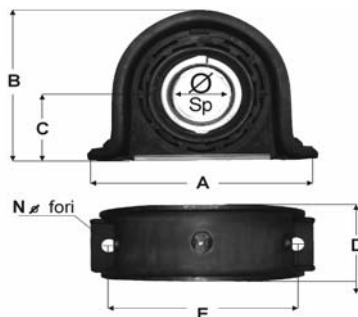
CEI no.

284.018

O.E.M. Ref

50 00 589 888

Progetto / Project
GLAENZER



Ø 50 mm

Misure / Sizes mm

Sp	20,00	D	58,00
A	232,00	E	193,00
B	158,00	N	15,00
C	73,00		

Models CIG - GRITR Series

C260 - C290 - G170 - G210 - G230 - G260 - G290 - GR191 - GR231 - GR280
TR280 - R310

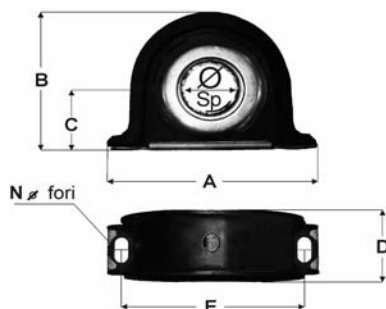
CEI no.

284.044

O.E.M. Ref

50 00 819 188

Progetto / Project



Ø 55 mm

Misure / Sizes mm

Sp	17,00	D	58,00
A	230,00	E	200,00
B	163,00	N	15,00
C	73,00		

Models "R" Series - "G" MANAGER

"R" Fino al / Up to 1992 and "R" Dal / From 1993 - "G" MANAGER

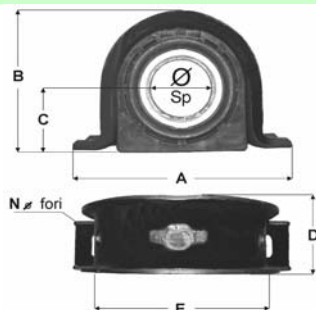
CEI no.

284.009

O.E.M. Ref

00 03 397 101

Progetto / Project
GLAENZER



Ø 60 mm

Misure / Sizes mm

Sp	36,00	D	62,00
A	260,00	E	200,00
B	180,00	N	15,00
C	83,00		

Models CIG - CBHITBH Series - "R" Series - MAXTER

C260 - C290 - G/CBH/CLM/GBH/GLM/TBH/TLM 280-320-340-385 - TR/GR 305-350
"R" Fino al / Up to 1992 and "R" Dal / From 1993 - "G" MANAGER - MAXTER

CEI no.

284.045

O.E.M. Ref

50 00 819 211

Progetto / Project



Ø 60 mm

Misure / Sizes mm

Sp	35,00	D	67,00
A	245,00	E	200,00
B	174,00	N	15,00
C	82,00		

Models "R" Series

"R" Dal / From 1993

All original equipment manufacturer's numbers, symbols, pictures, models and description used in this catalogue are for reference only, and it is not implied that any part listed is the product of these manufacturers. Tutti i nostri particolari non sono originali ma con essi intercambiabili. I riferimenti originali, le figure, i modelli sono esposti a semplice titolo indicativo. La nostra produzione riporta il nostro marchio.

CEI no.

284.094

O.E.M. Ref
00 00 777 219

Progetto / Project




Figura non
disponibile
Picture not
available

Ø 90 mm

Misure / Sizes mm

Sp	D
A	E
B	N
C	

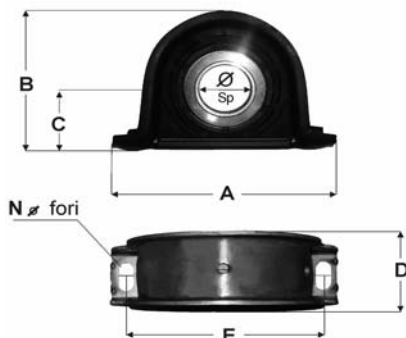
Models **"R" Series**
Fino all/ Until 1992

CEI no.

284.090

O.E.M. Ref
50 01 857 958
50 01 863 499
50 01 847 827

Progetto / Project



Ø 45 mm

Misure / Sizes mm

Sp	19,00	D	46,50
A	200,00	E	166,50
B	130,00	N	13,00
C	58,00		

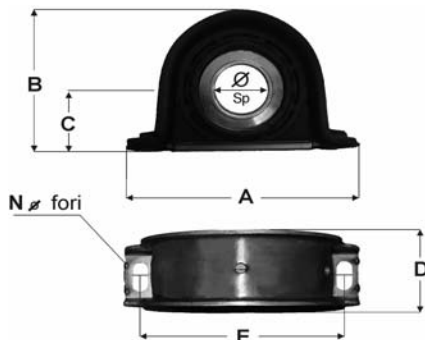
Models **MASCOTT**
MASCOTT

CEI no.

284.092

O.E.M. Ref
50 01 860 799

Progetto / Project



Ø 45 mm

Misure / Sizes mm

Sp	19,00	D	46,50
A	200,00	E	166,50
B	130,00	N	13,00
C	58,00		

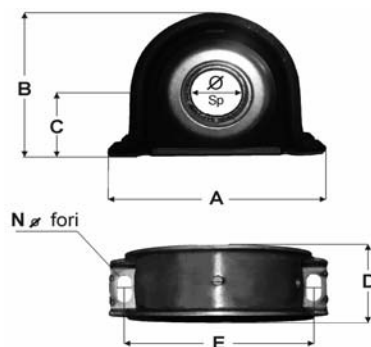
Models **MASCOTT**
MASCOTT

CEI no.

284.095

O.E.M. Ref
50 00 816 925

Progetto / Project



Ø 55 mm

Misure / Sizes mm

Sp	18,00	D	57,50
A	230,00	E	193,50
B	163,00	N	14,50
C	67,50		

Models **MIDLUM**
MIDLUM

All original equipment manufacturers numbers, symbols, pictures, models and description used in this catalogue are for reference only, and it is not implied that any part listed is the product of these manufacturers. Tutti i nostri particolari non sono originali ma con essi intercambiabili. I riferimenti originali, le figure, i modelli sono esposti a semplice titolo indicativo. La nostra produzione riporta il nostro marchio.

CEI no.

284.081

O.E.M. Ref

50 00 820 884

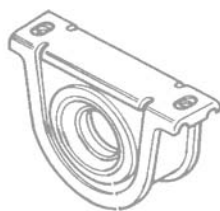


Figura non disponibile
Picture not available

Ø 50 mm

Misure / Sizes mm

Sp	D
A	E
B	N
C	

Progetto / Project

Models **MIDLUM**
MIDLUM

CEI no.

284.081

O.E.M. Ref

50 00 820 884



Figura non disponibile
Picture not available

Ø 50 mm

Misure / Sizes mm

Sp	D
A	E
B	69,00 N
C	

Progetto / Project

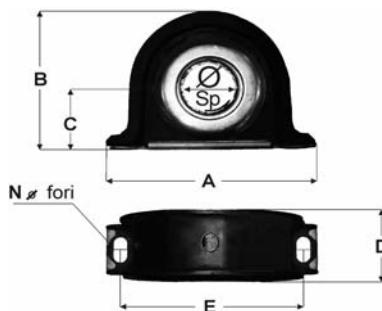
Models **PREMIUM**
PREMIUM

CEI no.

284.044

O.E.M. Ref

50 00 819 188



Ø 55 mm

Misure / Sizes mm

Sp	17,00	D	58,00
A	230,00	E	200,00
B	163,00	N	15,00
C	73,00		

Progetto / Project

Models **PREMIUM**
PREMIUM

CEI no.

284.082

O.E.M. Ref

50 01 858 085




Figura non disponibile
Picture not available

Ø 55 mm

Misure / Sizes mm

Sp	D
A	E
B	193,50 N
C	

Progetto / Project

Models **PREMIUM**
PREMIUM

All original equipment manufacturer's numbers, symbols, pictures, models and description used in this catalogue are for reference only, and it is not implied that any part listed is the product of these manufacturers. Tutti i nostri particolari non sono originali ma con essi intercambiabili. I riferimenti originali, le figure, i modelli sono esposti a semplice titolo indicativo. La nostra produzione riporta il nostro marchio.

CEI no.

284.045

O.E.M. Ref

50 00 819 211



Ø 60 mm

Misure / Sizes mm

Sp	35,00	D	67,00
A	245,00	E	200,00
B	174,00	N	15,00
C	82,00		

Progetto / Project

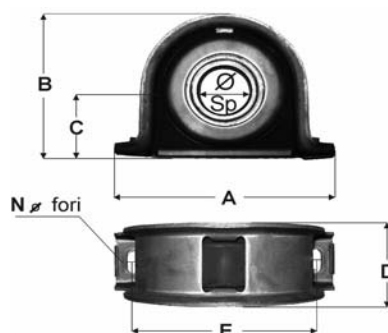
Models **PREMIUM**
PREMIUM

CEI no.

284.047

O.E.M. Ref

50 01 845 474



Ø 60 mm

Misure / Sizes mm

Sp	36,00	D	67,00
A	244,00	E	200,00
B	173,00	N	15,00
C	82,00		

Progetto / Project

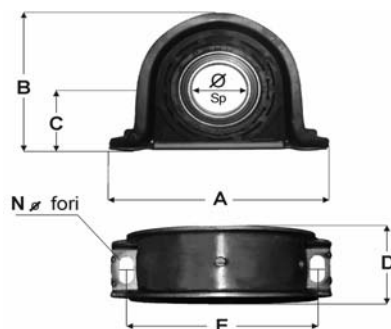
Models **PREMIUM**
PREMIUM

CEI no.

284.084

O.E.M. Ref

74 20 876 194



Ø 60 mm

Misure / Sizes mm

Sp	22,00	D	59,00
A	231,00	E	194,00
B	154,50	N	13,00
C	69,00		

Progetto / Project

Models **PREMIUM DXI**
PREMIUM DXI

CEI no.

284.083

O.E.M. Ref

74 20 875 962



Figura non
disponibile
Picture not
available

Ø 75 mm

Misure / Sizes mm

Sp		D	
A		E	
B	88,00	N	
C			

Progetto / Project

Models **PREMIUM DXI**
PREMIUM DXI

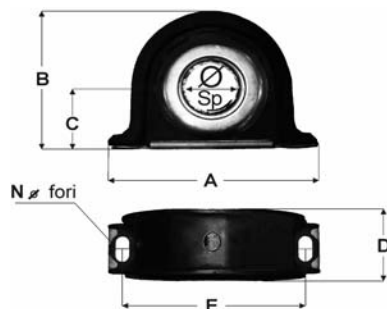
All original equipment manufacturers numbers, symbols, pictures, models and description used in this catalogue are for reference only, and it is not implied that any part listed is the product of these manufacturers. Tutti i nostri particolari non sono originali ma con essi intercambiabili. I riferimenti originali, le figure, i modelli sono esposti a semplice titolo indicativo. La nostra produzione riporta il nostro marchio.

CEI no.

284.044

O.E.M. Ref

50 00 819 188



Ø 55 mm

Misure / Sizes mm

Sp	17,00	D	58,00
A	230,00	E	200,00
B	163,00	N	15,00
C	73,00		

Progetto / Project

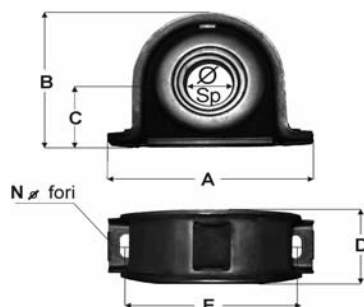
Models **MAGNUM**
MAGNUM

CEI no.

284.045

O.E.M. Ref

50 00 819 211



Ø 60 mm

Misure / Sizes mm

Sp	35,00	D	67,00
A	245,00	E	200,00
B	174,00	N	15,00
C	82,00		

Progetto / Project

Models **MAGNUM**
MAGNUM

CEI no.

284.086

O.E.M. Ref

50 01 866 236



Figura non
disponibile
Picture not
available

Ø 60 mm

Misure / Sizes mm

Sp	D
A	E
B	N
C	

Progetto / Project

Models **MAGNUM DXI**
MAGNUM DXI

CEI no.

284.087

O.E.M. Ref

50 01 838 696



Figura non
disponibile
Picture not
available

Ø 55 mm

Misure / Sizes mm

Sp	D
A	E
B	81,50 N
C	

Progetto / Project

Models **KERAX**
KERAX

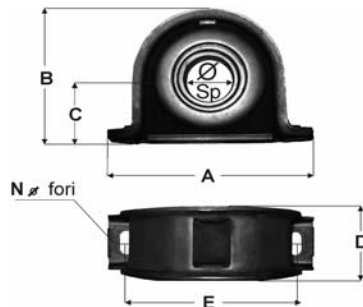
All original equipment manufacturer's numbers, symbols, pictures, models and description used in this catalogue are for reference only, and it is not implied that any part listed is the product of these manufacturers. Tutti i nostri particolari non sono originali ma con essi intercambiabili. I riferimenti originali, le figure, i modelli sono esposti a semplice titolo indicativo. La nostra produzione riporta il nostro marchio.

CEI no.

284.045

O.E.M. Ref

50 00 819 211



Ø 60 mm

Misure / Sizes mm

Sp	35,00	D	67,00
A	245,00	E	200,00
B	174,00	N	15,00
C	82,00		

Progetto / Project

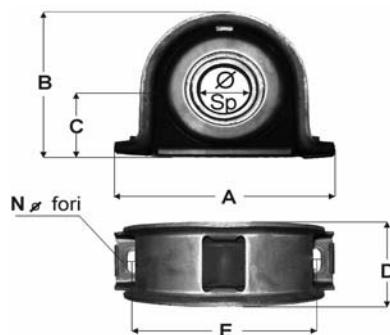
Models **KERAX**
KERAX

CEI no.

284.047

O.E.M. Ref

50 01 845 474



Ø 60 mm

Misure / Sizes mm

Sp	36,00	D	67,00
A	244,00	E	200,00
B	173,00	N	15,00
C	82,00		

Progetto / Project

Models **KERAX**
KERAX

CEI no.

284.086

O.E.M. Ref

50 01 866 236



Figura non
disponibile
Picture not
available

Ø 60 mm

Misure / Sizes mm

Sp		D	
A		E	
B		N	
C			

Progetto / Project

Models **KERAX DXI**
KERAX DXI

CEI no.

284.088

O.E.M. Ref

50 01 843 910




Figura non
disponibile
Picture not
available

Ø 60 mm

Misure / Sizes mm

Sp		D	
A		E	
B	81,50	N	
C			

Progetto / Project

Models **KERAX**
KERAX

All original equipment manufacturers numbers, symbols, pictures, models and description used in this catalogue are for reference only, and it is not implied that any part listed is the product of these manufacturers. Tutti i nostri particolari non sono originali ma con essi intercambiabili. I riferimenti originali, le figure, i modelli sono esposti a semplice titolo indicativo. La nostra produzione riporta il nostro marchio.

CEI no.

284.089

O.E.M. Ref

50 01 836 682

Ø 60 mm



**Figura non
disponibile**
*Picture not
available*

Misure / Sizes mm

Sp	D
A	E
B	N
C	

Progetto / Project

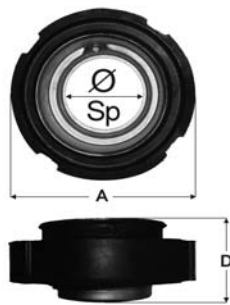
Models KERAX
KERAX

All original equipment manufacturer's numbers, symbols, pictures, models and description used in this catalogue are for reference only, and it is not implied that any part listed is the product of these manufactures.
Tutti i nostri particolari non sono originali ma con essi intercambiabili. I riferimenti originali, le figure, i modelli sono esposti a semplice titolo indicativo. La nostra produzione riporta il nostro marchio.

CEI no.
284.046

O.E.M. Ref
294271

Vecchio Tipo
Old Type



Ø 55 mm

Misure | Sizes mm


Sp 22,00
A 171,50
D 73,00

Models 2-3 Series
PF 30 - PF 40 - PF 50 - PF60

CEI no.
284.069

O.E.M. Ref
294270

Vecchio Tipo
Old Type



Ø 60 mm

Misure | Sizes mm

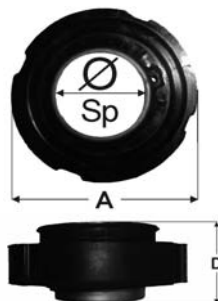
Sp 22,00
A 171,50
D 73,00

Models 2-3 Series
PF 30 - PF 40 - PF 50 - PF60

CEI no.
284.070

O.E.M. Ref
1113031

Nuovo Tipo
New Type



Ø 60 mm

Misure | Sizes mm

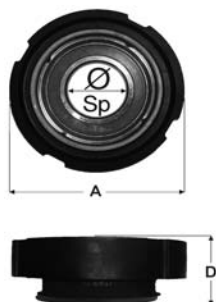
Sp
A 171,00
D 73,00

Models 3-4 Series
PF 30 - PF 40 - PF 50 - PF60
PF 310 - PF 410 - PF 510 - PF 610 (1a Versione / 1st version)

CEI no.
284.096

O.E.M. Ref
1387764

Nuovo Tipo
New Type



Ø 60 mm

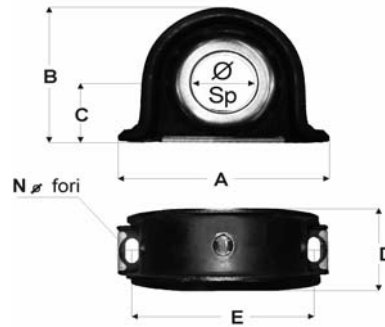
Misure | Sizes mm

Sp 26,00
A 172,00
D 55,00

Models 4 Series - PIR Series
PF 310 - PF 410 - PF 510 - PF 610 (2a Versione / 2nd version)
P612

All original equipment manufacturers numbers, symbols, pictures, models and description used in this catalogue are for reference only, and it is not implied that any part listed is the product of these manufacturers. Tutti i nostri particolari non sono originali ma con essi intercambiabili. I riferimenti originali, le figure, i modelli sono esposti a semplice titolo indicativo. La nostra produzione riporta il nostro marchio.

CEI no.
284.052
O.E.M. Ref
20471422



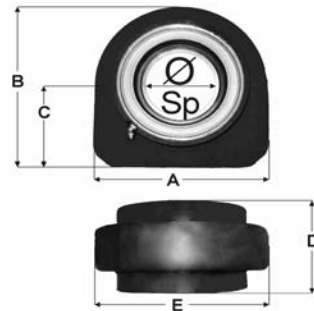
Ø 55 mm

Misure / Sizes mm

Sp	D
A	E
B	N
C	

Models FH - FM
FH12 - FH16 - FM7 - FM10 - FM12

CEI no.
284.049
O.E.M. Ref
1696389



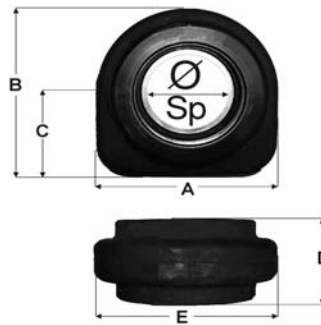
Ø 60 mm

Misure / Sizes mm

Sp	32,00	D	78,00
A	157,00	E	157,00
B	157,00	N	-
C	81,00		

Models F - FL - N - NL
FL6.08 / 6.15 - FL6.16 / 6.19 - F7 - FL7 - FS7 - F10 - FL10 - F12 - FL12 - NL10 - NL12
Bus B10M

CEI no.
284.050
O.E.M. Ref
8171366



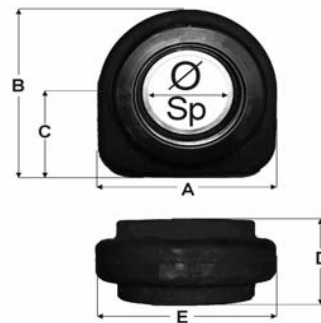
Ø 70 mm

Misure / Sizes mm

Sp	15,00	D	78,00
A	160,00	E	160,00
B	161,00	N	-
C	81,00		

Models FH - FM
FH12 - FH16 - FM7 - FM10 - FM12

CEI no.
284.054
O.E.M. Ref
20471428
1068222



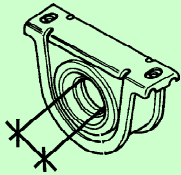
Ø 70 mm

Misure / Sizes mm

Sp	D
A	E
B	N
C	

Models FH - FM
FH12 - FH16 - FM7 - FM10 - FM12

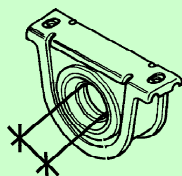
All original equipment manufacturer's numbers, symbols, pictures, models and description used in this catalogue are for reference only, and it is not implied that any part listed is the product of these manufactures. Tutti i nostri particolari non sono originali ma con essi intercambiabili. I riferimenti originali, le figure, i modelli sono esposti a semplice titolo indicativo. La nostra produzione riporta il nostro marchio.



ELENCO PROGRESSIVO DIMENSIONI SUPPORTI
PROGRESSIVE LIST OF PROPELLER SHAFT SUPPORTS
Ordinato per Ø int. cuscinetto / Ordered by inner Ø bearing

Ø	<i>CEI No.</i>	<i>Suitable To</i>	<i>Models</i>	<i>Page</i>
35	284.011	DAF	OLD GENERATION (F700÷F1800)	242
35	284.011	IVECO	DAILY and ZETA	234
35	284.019	IVECO	DAILY	234
35	284.025	IVECO	DAILY and ZETA	234
35	284.011	RVI	J / K, M / S, B Series	248
40	<i>284.006</i>	IVECO	OLD GENERATION	234
40	284.026	IVECO	DAILY	235
40	284.053	IVECO	DAILY, DANA	235
40	284.015	IVECO	EUROCARGO	236
45	284.010	IVECO	ZETA and M Series	235
45	284.014	IVECO	DAILY and DAILY Series C/S	235
45	284.027	IVECO	ZETA, M Series and EUROCARGO	236
45	284.071	IVECO	CARGO, TECTOR, TECTOR Restyling	236
45	<i>284.051</i>	M.A.N.	G90	247
45	284.079	MERCEDES	ATEGO	245
45	284.080	MERCEDES	ATEGO	245
45	284.057	MERCEDES	SPRINTER	245
45	284.010	RVI	M / S Series	248
45	<i>284.043</i>	RVI	J / M / S Series, MIDLINER and MIDLUM	248
45	<i>284.090</i>	RVI	MASCOTT	250
45	284.092	RVI	MASCOTT	250
50	<i>284.020</i>	RVI	C Series	248
50	284.018	RVI	C/G Series, GR/TR Series	249
50	<i>284.081</i>	RVI	PREMIUM and KERAX	251
50	<i>284.081</i>	RVI	MIDLUM, PREMIUM	251
55	284.021	DAF	OLD GENERATION (F1700÷F2500)	242
55	284.024	DAF	NEW GENERATION (F65÷95XF)	242
55	284.022	IVECO	EUROCARGO	237
55	284.028	IVECO	EUROCARGO	237
55	284.034	IVECO	EUROTECH and STRALIS	240
55	284.073	IVECO	CARGO, TECTOR, TECTOR Restyling	237
55	284.064	MERCEDES	ATEGO	245
55	<i>284.078</i>	MERCEDES	ATEGO	246

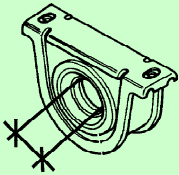
All original equipment manufacturers' numbers, symbols and description used in this catalogue are for reference only, and it is not implied that any part listed is the product of these manufacturers. Tutti i nostri particolari non sono originali ma con essi intercambiabili. I riferimenti originali, le figure, i modelli sono esposti a semplice titolo indicativo. La nostra produzione riporta il nostro marchio.



ELENCO PROGRESSIVO DIMENSIONI SUPPORTI
PROGRESSIVE LIST OF PROPELLER SHAFT SUPPORTS
Ordinato per Ø int. cuscinetto / Ordered by inner Ø bearing

Ø	<i>CEI No.</i>	<i>Suitable To</i>	<i>Models</i>	<i>Page</i>
55	284.044	RVI	"R" Series, "G" MANAGER, PREMIUM	249-251
55	284.044	RVI	MAGNUM	253
55	284.082	RVI	PREMIUM	251
55	284.095	RVI	MIDLUM	250
55	284.046	SCANIA	2 - 3 Series	256
55	284.052	VOLVO	FH / FM	257
60	284.009	DAF	OLD GENERATION (F1700÷F3300)	242
60	284.074	DAF	NEW GENERATION	243
60	284.029	IVECO	EUROCARGO	237
60	284.009	IVECO	T Series, TURBOSTAR / TECH	238
60	284.032	IVECO	TURBOSTAR / TECH	239
60	284.033	IVECO	TURBOSTAR / TECH, EUROSTAR / TECH / TRAKK	239-240
60	284.009	RVI	C/G Series, CBH/TBH Series, "R" Series, MAXTER	249
60	284.045	RVI	"R" Series, PREMIUM and KERAX	249-252
60	284.045	RVI	MAGNUM	253-254
60	284.047	RVI	PREMIUM and KERAX	252-254
60	284.084	RVI	PREMIUM DXI	252
60	284.086	RVI	MAGNUM DXI	253-254
60	284.088	RVI	KERAX	254
60	284.089	RVI	KERAX	255
60	284.087	RVI	KERAX	253
60	284.069	SCANIA	2 - 3 Series	256
60	284.070	SCANIA	3-4 Series	256
60	284.096	SCANIA	4 Series - P/R Series	256
60	284.049	VOLVO	F / FL / N / NL	257
65	284.038	DAF	NEW GENERATION (F65÷95XF)	243
65	284.030	IVECO	EUROCARGO and EUROTECH	238
65	284.072	IVECO	CARGO, TECTOR, TECTOR Restyling	238
65	284.042	M.A.N.	L2000, M2000, F90, F2000 and TGA	247
70	284.023	DAF	NEW GENERATION (F85÷95XF)	243
70	284.075	DAF	NEW GENERATION	243
70	284.023	IVECO	TURBOSTAR / TECH	239
70	284.016	IVECO	EUROSTAR / TECH / TRAKKER	240

All original equipment manufacturer's numbers, symbols, pictures, models and description used in this catalogue are for reference only, and it is not implied that any part listed is the product of these manufacturers. Tutti i nostri particolari non sono originali ma con essi intercambiabili. I riferimenti originali, le figure, i modelli sono esposti a semplice titolo indicativo. La nostra produzione riporta il nostro marchio.



ELENCO PROGRESSIVO DIMENSIONI SUPPORTI
PROGRESSIVE LIST OF PROPELLER SHAFT SUPPORTS
Ordinato per Ø int. cuscinetto / Ordered by inner Ø bearing

Ø	<i>CEI No.</i>	<i>Suitable To</i>	<i>Models</i>	<i>Page</i>
70	284.035	IVECO	EUROSTAR / TECH / TRAKKER and STRALIS	241
70	284.013	IVECO	TURBOSTAR / TECH, EUROSTAR / TECH / TRAKK	239-240
70	284.039	MERCEDES	MK, SK, Maxi-ATEGO and ACTROS	246
70	284.040	MERCEDES	Maxi-ATEGO, CTROS and NEW ACTROS (MPII)	246
70	284.050	VOLVO	FH / FM	257
70	284.054	VOLVO	FH / FM	257
75	284.037	DAF	NEW GENERATION	244
75	284.076	DAF	NEW GENERATION	244
75	284.036	IVECO	EUROSTAR / TECH / TRAKKER and STRALIS	241
75	284.083	RVI	PREMIUM DXI	252
79,50	284.041	MERCEDES	ACTROS, NEW ACTROS (MPII)	246
90	284.094	RVI	"R" Series	250
100	284.031	IVECO	EUROCARGO	238

All original equipment manufacturers' numbers, symbols, pictures, models and description used in this catalogue are for reference only, and it is not implied that any part listed is the product of these manufacturers. Tutti i nostri particolari non sono originali ma con essi intercambiabili. I riferimenti originali, le figure, i modelli sono esposti a semplice titolo indicativo. La nostra produzione riporta il nostro marchio.

Crociere Cardaniche

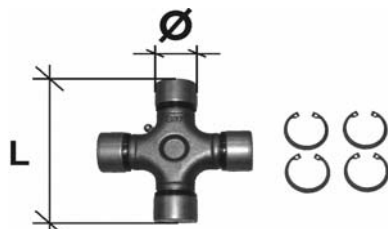
Universal Joints



CEI no.

133.068

O.E.M. Ref
92601339
93158199
4675624



Ø 30,20 mm

L = 106,28 mm

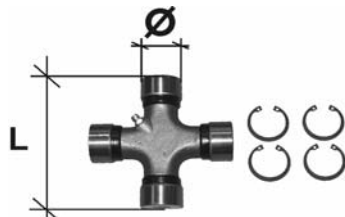
Models **Old Generation**

OM 40 - OM45 - OM50 - OM55 - OM65 - OM70 - OM75
616 - 625 - 682 - 690

CEI no.

133.069

O.E.M. Ref
4676888
4654213
4656461



Ø 32,00 mm

L = 106,30 mm

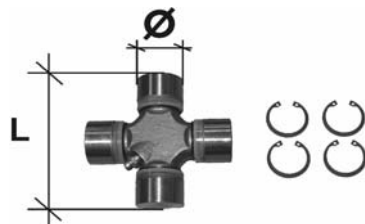
Models **Old Generation**

616 - 625 - 639 - 645 - 650 - 682 - 690

CEI no.

133.070

O.E.M. Ref
4685815
4684735
4514424



Ø 39,00 mm

L = 116,40 mm

Models **Old Generation**

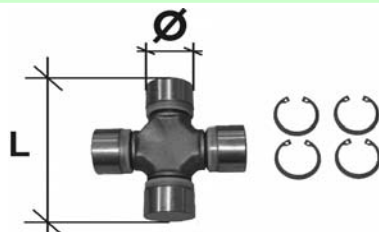
OM80 - OM90 - 110 NC - 180 NC

619 - 645 - 650 - 655 - 662 - 672 - 673 - 683 - 690 - 691 - 693 - 697

CEI no.

133.071

O.E.M. Ref
7984508
4679190
8120185



Ø 39,70 mm

L = 115,80 mm

Models **Old Generation**

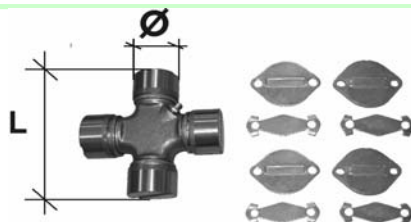
180NC - 300 PC/PT

Dalla Frizione al Cambio / From Clutch to Gearbox

CEI no.

133.072

O.E.M. Ref
9981618
4656653



Ø 47,60 mm

L = 135,00 mm

Models **Old Generation**

130 NR - 150 NC - 159 NC

159 F - 160 A/AR - 165.24R - 168 M - 192 M (Magirus)

All original equipment manufacturers numbers, symbols, pictures, models and description used in this catalogue are for reference only, and it is not implied that any part listed is the product of these manufactures. Tutti i nostri particolari non sono originali ma con essi intercambiabili. I riferimenti originali, le figure, i modelli sono esposti a semplice titolo indicativo. La nostra produzione riporta il nostro marchio.

CEI no.

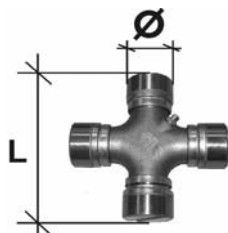
133.073

O.E.M. Ref

4672046

876044

4656057



Models **Old Generation**

682 - 684 - 693 - 697

Ø 49,00 mm

L = 155,00 mm

CEI no.

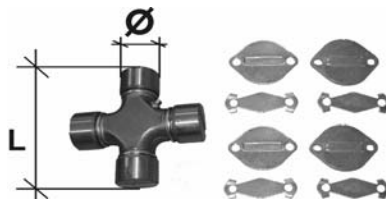
133.074

O.E.M. Ref

7981263

4656683

4620151



Models **Old Generation**

160 NC - 300 PC - 684 - 697

Ø 49,20 mm

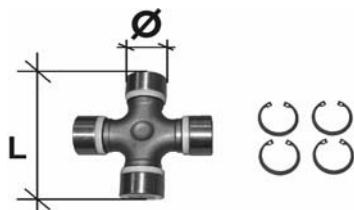
L = 154,90 mm

CEI no.

133.075

O.E.M. Ref

5978564



Models **Old Generation**

160 NC - 300 PC/PT - 684 - 697

Crociera tipo COMPACT / Spider COMPACT Type

Ø 49,20 mm

L = 154,90 mm

CEI no.

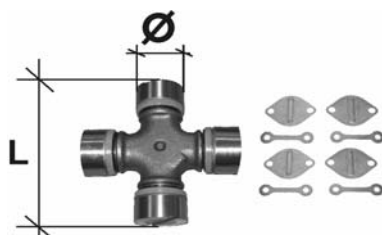
133.076

O.E.M. Ref

7981058

7981059

4622384



Models **Old Generation**

180NC - 300 PC/PT - 619 - 682 - 691 - 697

Ø 59,00 mm

L = 167,40 mm

CEI no.

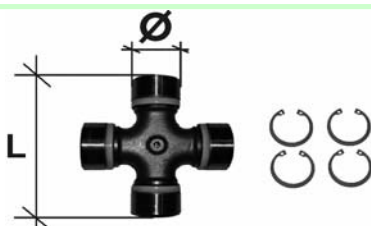
133.077

O.E.M. Ref

92601338

5953964

5952651



Models **Old Generation**

180NC - 300 PC/PT - 619 - 682 - 691 - 697

Crociera tipo COMPACT / Spider COMPACT Type

Ø 59,00 mm

L = 167,40 mm

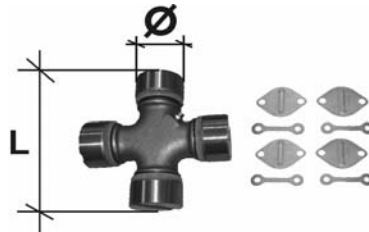
All original equipment manufacturer's numbers, symbols, pictures, models and description used in this catalogue are for reference only, and it is not implied that any part listed is the product of these manufacturers. Tutti i nostri particolari non sono originali ma con essi intercambiabili. I riferimenti originali, le figure, i modelli sono esposti a semplice titolo indicativo. La nostra produzione riporta il nostro marchio.

CEI no.

133.078

O.E.M. Ref

5982881
4021288
4674084



Models **Old Generation**
682 - 690 - 691

Ø 60,00 mm

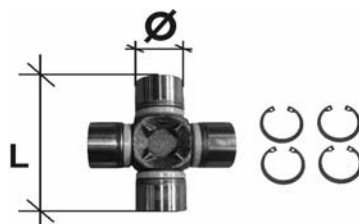
L = 170,00 mm

CEI no.

133.145

O.E.M. Ref

42541372
42535109
42532985



Models **Daily , New Daily, Daily "C" Series, "S" Series**
30.8 - 35.8 - 30.10 - 35.10 - 35.11
35C9 - 35C11 - 35C10 - 35C12 - 35S9 - 35S11 - 35S10 - 35S12

Ø 27,00 mm

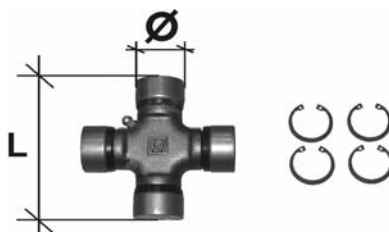
L = 74,60 mm

CEI no.

133.067

O.E.M. Ref

1905986
9984268
9984381



Models **Daily , New Daily**
30.8 - 35.8 - 35.10 - 40.8

Ø 27,00 mm

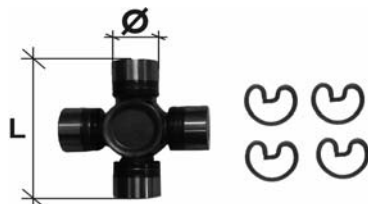
L = 81,70 mm

CEI no.

133.182

O.E.M. Ref

42535252



Models **Daily "C" Series, "S" Series**
35C9 - 35C11 - 35C12 - 35C13 - 35C14 - 35C15 - 35C17 - 35C18
35S9 - 35S11 - 35S12 - 35S13 - 35S14 - 35S15 - 35S17 - 35S18
50S11 - 50S12 - 50S13 - 50S14 - 50S15 - 50S17 - 50S18
65S11 - 65S13 - 65S14 - 65S15 - 65S17 - 65S18

Ø 27,00 mm

L = 82,50 mm

All original equipment manufacturers numbers, symbols, pictures, models and description used in this catalogue are for reference only, and it is not implied that any part listed is the product of these manufactures. Tutti i nostri particolari non sono originali ma con essi intercambiabili. I riferimenti originali, le figure, i modelli sono esposti a semplice titolo indicativo. La nostra produzione riporta il nostro marchio.

CEI no.

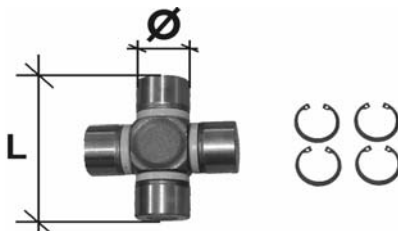
133.133

O.E.M. Ref

42541373

42535251

42530886



Ø 30,20 mm

L = 82,00 mm

Models Daily "C" Series, "S" Series

35C9 - 35C11 - 35C12 - 35C13 - 35C14 - 35C15 - 35C17 - 35C18

35S9 - 35S11 - 35S12 - 35S13 - 35S14 - 35S15 - 35S17 - 35S18

50S11 - 50S12 - 50S13 - 50S14 - 50S15 - 50S17 - 50S18

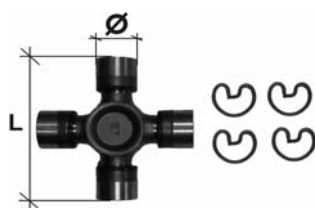
65S11 - 65S13 - 65S14 - 65S15 - 65S17 - 65S18

CEI no.

133.183

O.E.M. Ref

42535253



Ø 30,20 mm

L = 108,00 mm

Models Daily "C" Series, "S" Series

35C9 - 35C11 - 35C12 - 35C13 - 35C14 - 35C15 - 35C17 - 35C18

35S9 - 35S11 - 35S12 - 35S13 - 35S14 - 35S15 - 35S17 - 35S18

50S11 - 50S12 - 50S13 - 50S14 - 50S15 - 50S17 - 50S18

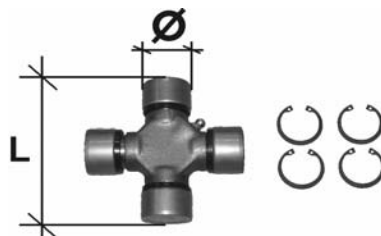
65S11 - 65S13 - 65S14 - 65S15 - 65S17 - 65S18

CEI no.

133.105

O.E.M. Ref

8197741



Ø 30,20 mm

L = 92,00 mm

Models Daily, New Daily

40.10 - 45.10 - 49.10

CEI no.

133.068

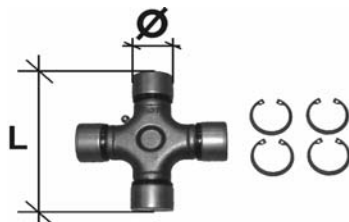
O.E.M. Ref

92601339

93158199

79061903

4675624



Ø 30,20 mm

L = 106,28 mm

Models Zeta, TurboZeta, Daily, New Daily, TurboDaily

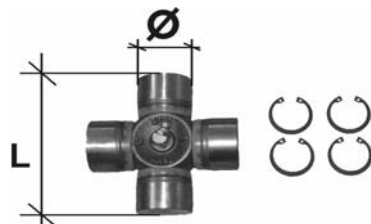
35.10 - 35.12 - 40.10 - 45.10 - 49.10 - 49.11 - 49.12 - 59.11 - 59.12

50.9 - 60.11 - 60.9 - 65.9

CEI no.

133.134

O.E.M. Ref
42546224
42532573
42541370



Models **TurboDaily**
59.12

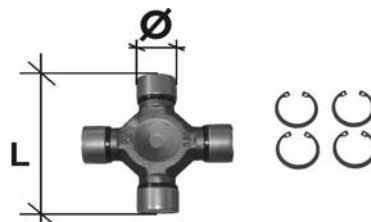
Ø 34,90 mm

L = 92,50 mm

CEI no.

133.120

O.E.M. Ref
93157217



Models **Zeta, TurboZeta, M Series**
65.12 - 79.12 - 79.14 - 95.14 - 109.14
115.14 - 135.14

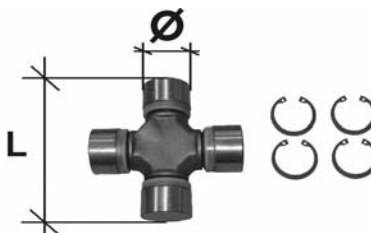
Ø 35,00 mm

L = 126,15 mm

CEI no.

133.071

O.E.M. Ref
7984508
4679190
5985281



Models **Zeta, TurboZeta, M Series**
65.12 - 79.12 - 79.14 - 95.14 - 109.14
110.14 - 115.14 - 115.17 - 120.13 - 120.14 - 135.14 - 135.17 - 145.17 - 175.17

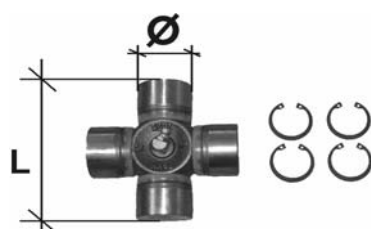
Ø 39,70 mm

L = 115,80 mm

CEI no.

133.134

O.E.M. Ref
42546224
42532573
93160221



Models **CARGO**
60E10 - 60E12 - 60E14 - 65E10 - 65E12 - 65E12H - 65E14 - 75E12 - 75E14

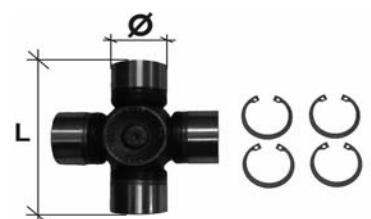
Ø 34,90 mm

L = 92,50 mm

CEI no.

133.184

O.E.M. Ref
42537900



Models **TECTOR - TECTOR Restyling**
75E12/13/14/15/16/17/18

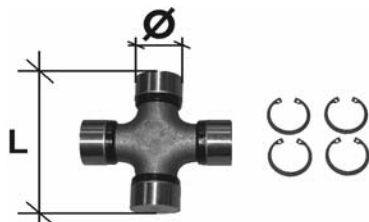
Ø 35,00 mm

L = 92,5 mm

CEI no.

133.086

O.E.M. Ref
93160225



Ø 35,00 mm

L = 106,40 mm


Models **CARGO**

75E15 - 80E15 - 80E18 - 80E21 - 85E15H - 95E15 - 95E18 - 95E21 - 100E15 - 100E18
135E18 - 135E21 - 135E23 - 135E24 - 180E21

CEI no.

133.185

O.E.M. Ref
42537901



Ø 35,00 mm

L = 106,70 mm

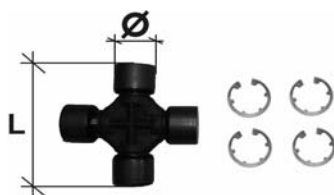
Models **TECTOR - TECTOR Restyling**

75E12/13/14/15/16/17/18 - 100E17/18/21/22

CEI no.

133.186

O.E.M. Ref
42538040



Ø 38,20 mm

L = 110,70 mm

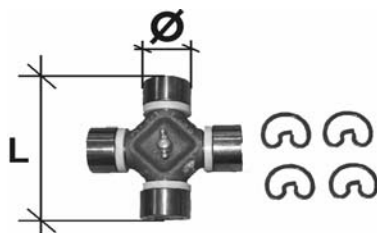
Models **TECTOR - TECTOR Restyling**

100E17/18/21/22

CEI no.

133.121

O.E.M. Ref
42532346
42551461



Ø 41,20 mm

L = 126,00 mm

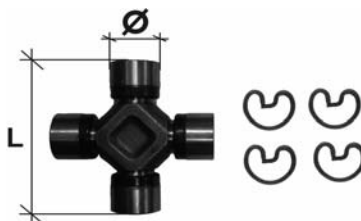
Models **CARGO**

100E18 - 100E21 - 120E15 - 120E15H - 120E18 - 120E18H - 120E23 - 120EL15 - 120EL18
120EL21 - 120EL23 - 130E15 - 130E18 - 130E23 - 150E15 - 150E18 - 260E23

CEI no.

133.187

O.E.M. Ref
42538089



Ø 41,20 mm

L = 128,80 mm

Models **TECTOR - TECTOR Restyling**

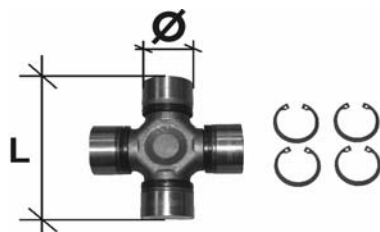
100E17/18/21/22 - 120E17/18/21/22

All original equipment manufacturer's numbers, symbols, pictures, models and description used in this catalogue are for reference only, and it is not implied that any part listed is the product of these manufacturers. Tutti i nostri particolari non sono originali ma con essi intercambiabili. I riferimenti originali, le figure, i modelli sono esposti a semplice titolo indicativo. La nostra produzione riporta il nostro marchio.

CEI no.

133.087

O.E.M. Ref
42533841
93160228
42549279



Ø 42,00 mm

L = 119,40 mm

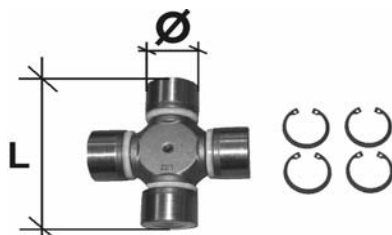
Models **CARGO**

75E12 - 75E14 - 75E15 - 80E15 - 80E18 - 80E21 - 95E15 - 95E18W - 95E21 - 100E15/18/21
120E/EL 15/18/21/23 - 130E15/18/23 - 135E15/18/23 - 150E15/18/21/23 - 260E23

CEI no.

133.088

O.E.M. Ref
93160516



Ø 47,60 mm

L = 135,20 mm

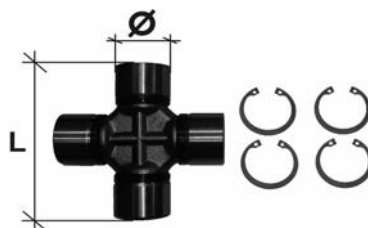
Models **CARGO**

95E21 - 135E18 - 135E23 - 150E15 - 150E15H - 150E18 - 150E18H/21H - 150E23/23H
150E27 - 170E15 - 170E18 - 170E23 - 170E27 - 260E23KE - 260E27KE - 280E23 - 320E27

CEI no.

133.188

O.E.M. Ref
42533783
93191198
5001855842



Ø 47,70 mm

L = 135,25 mm

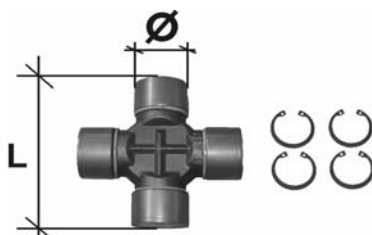
Models **TECTOR - TECTOR Restyling**

130E18/21/24/28 - 140E18/21/22/24/25/28 - 150E18/21/22/24/28/30

CEI no.

133.119

O.E.M. Ref
42537898
93192015



Ø 48,00 mm

L = 135,00 mm

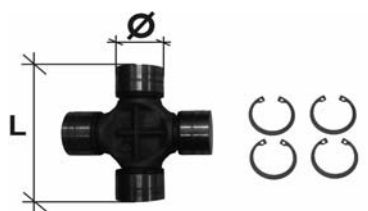
Models **CARGO**

95E18W - 135E18 - 135E23 - 150E15H - 150E18 - 150E18H - 150E21H - 150E23 - 170E15
170E18 - 170E23 - 170E27 - 280E23 - 320E27

CEI no.

133.189

O.E.M. Ref
42534500



Ø 48,10 mm

L = 136,30 mm

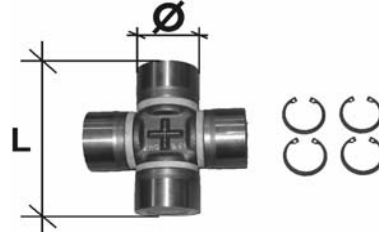
Models **TECTOR - TECTOR Restyling**

130E18/21/24/28 - 140E18/21/22/24/25/28 - 150E18/21/22/24/28/30

CEI no.

133.080

O.E.M. Ref
93159313
42484713
2980490



Ø 48,00 mm

L = 116,50 mm

Models T Series

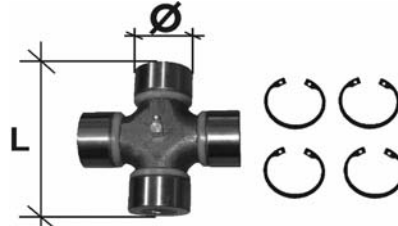
120.25 - 190.20/26/30/35 - 260.25/26/32/35 - 330.25/26/30/32/35/36

Dalla Frizione al Cambio / From Clutch to Gearbox

CEI no.

133.081

O.E.M. Ref
42485180



Ø 48,00 mm

L = 126,00 mm

Models T Series

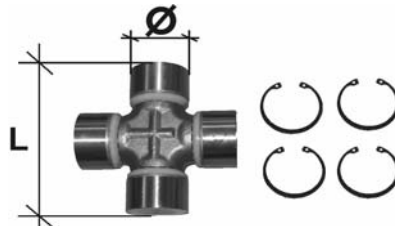
190.26/30/35 - 260.26/35 - 330.26/30/36

Dalla Frizione al Cambio (HYDRO) / From Clutch to Gearbox (HIDRO)

CEI no.

133.084

O.E.M. Ref
8198583
2984515
2969532



Ø 52,00 mm

L = 133,00 mm

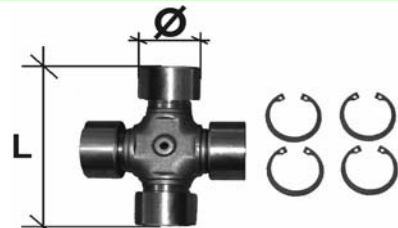
Models T Series, TURBO

120.13-130.13-160.17 - 170.23/25/34 - 180.24/26 - 190.25/26/30/32/35 - 260.25/26/32/34/25 - 300.32/34 - 330.26/30/32/35/36 - 340.34 TurboTech 190.24

CEI no.

133.082

O.E.M. Ref
93190028
42491973
93159497



Ø 57,00 mm

L = 144,00 mm

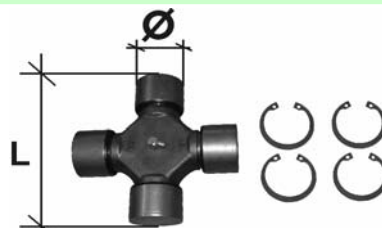
Models T Series, TURBO

190.25/26/30 - 260.23/25/26/32/34/35 - 300.32 - 330.25/26/30/32/35/36 - 340.34
TurboTech 190.26 - 190.30 - 190.32 - 220.32 - 240.26 - 240.32

CEI no.

133.083

O.E.M. Ref
93157114
93160297



Ø 57,00 mm

L = 172,00 mm

Models TURBO

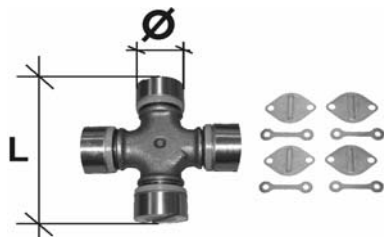
TurboStar 190.36 - 190.42 - 240.36 - 260.36
TurboTech 190.36 - 220.36 - 240.36 - 260.36

All original equipment manufacturer's numbers, symbols, pictures, models and description used in this catalogue are for reference only, and it is not implied that any part listed is the product of these manufactures. Tutti i nostri particolari non sono originali ma con essi intercambiabili. I riferimenti originali, le figure, i modelli sono esposti a semplice titolo indicativo. La nostra produzione riporta il nostro marchio.

CEI no.

133.076

O.E.M. Ref
7981058
4622384
9932706



Ø 59,00 mm

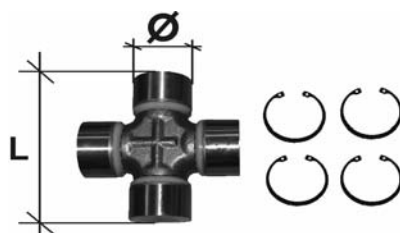
L = 167,40 mm

Models **TURBO**
TurboTech 240.36

CEI no.

133.085

O.E.M. Ref
42540211
42490052
42533786



Ø 65,00 mm

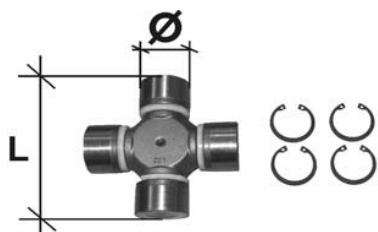
L = 172,00 mm

Models **TURBO**
TurboStar 190.36 - 190.42 - 190.48 - 240.36 - 240.48 - 260.36 - 260.48
TurboTech 190.30 - 190.36 - 220.36 - 240.36

CEI no.

133.088

O.E.M. Ref
93160516



Ø 47,60 mm

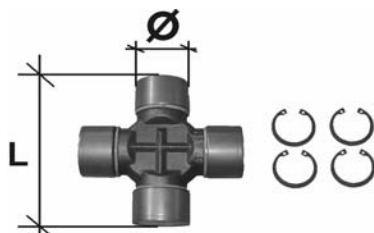
L = 135,20 mm

Models **TECH**
EuroTech 180E24 - 180E27 - 325E27

CEI no.

133.119

O.E.M. Ref
42537898
93192015



Ø 48,00 mm

L = 135,00 mm

Models **TECH, TRAKKER**
EuroTech 180E24 - 180E27
EuroTrakker 190E30/31/34/37/42 - 330E34/37 - 400E31/37/42 - 260E34/37/42 -
380E31/34/37/42 - 720E37/42

CEI no.

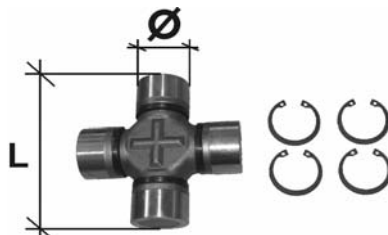
133.135

O.E.M. Ref

42533410

93163090

5001855838



Ø 52,00 mm

L = 147,20 mm

Models TECH, TRAKKER, STRALIS, ADIAT

EuroTech 18E24/27/30/34 - 190E24/27/30/31/35 - 260E31/35 - 400E30/34 - 440E31/35

EuroTrakker 180E24 - 190E24/31/35/37/38/44 - 260E30/34/35/37/38/44/48 - 330E34/37 -

340E34/37/38/44 - 380E31/34/35/37/42/44/48 - 400E38/44 - 410E35/38/44 - 440E34/37/44 -

720E31/37/42/44/48

Stralis 19S27/31/35 - 260S27/31/35 - 440S31/35 - AD/AT


CEI no.

133.190

O.E.M. Ref

42536996

42534498



Ø 52,00 mm

L = 151,50 mm

Models STRALIS ADIAT, TRAKKER ADIAT

260S27/30/31/33/35/36/40/42/43/48 - 260S31/33/35/36/41/45/AD/AT

340T35/36/38/41/44/45/AD/AT - 410T35/36/38/41/42/44/45/48/50/AD/AT

440S31/33/35/36/40/42/43/44/45/48/50/54/56/AD/AT - 440T38/41/44/45/50

CEI no.

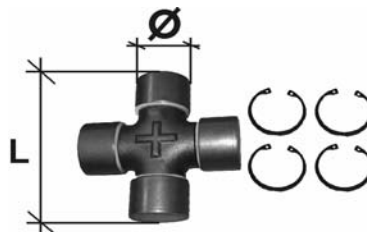
133.136

O.E.M. Ref

42537896

42533784

93190893



Ø 57,00 mm

L = 152,00 mm

Models STAR, TECH, TRAKKER, STRALIS, ADIAT

EuroStar 190E39/43 - 240E42/47 - 260E39/43/48 - 400E42/47 - 440E39/43/46/48

EuroTech 190E39/43 - 240E34/38/42 - 260E39/43 - 440E39/43

EuroTrakker 180E24 - 190E31/35/37/38/44 - 260E31/35 - 340E35 - 380E31/35/37 -

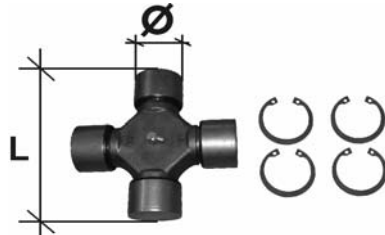
400E35/38/44 - 410E37/42

Stralis 190S40/43/48 - 260S40/43/48/54 - 440S40/43/44/48/54 - AD/AT

CEI no.

133.083

O.E.M. Ref
93157114
93160297



Ø 57,00 mm

L = 172,00 mm

Models **STAR, TECH, TRAKKER**

EuroStar 190E38/42/47/52 - 240E38/42/47/52 - 440E38/42/47/52

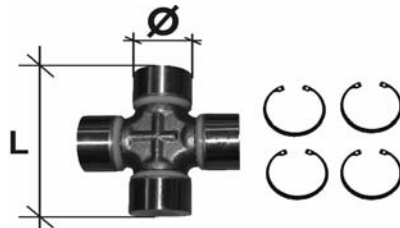
EuroTech 190E34/38/42 - 240E26/34/38/42 - 400E34/38/42 - 440E34/38/42

EuroTrakker 190E30/31/34/37/42 - 260E30/34 - 340E34 - 400E31/37/42 - 440E34

CEI no.

133.085

O.E.M. Ref
42540211
42490052
42533786



Ø 65,00 mm

L = 172,00 mm

Models **STAR, TECH, TRAKKER**

EuroStar 190E42/47 - 240E42/47 - 260E42/47/52 - 400E42 - 440E42/47/52

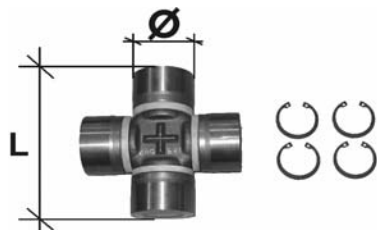
EuroTech 180E42 - 190E42 - 240E42 - 260E38/42 - 400E42 - 440E34/38/42

EuroTrakker 260E37/42/47 - 330E34/37 - 340E37/42 - 380E31/34/37/42/47 - 410E37/42 - 440E37/42 - 720E31/37/42/47

CEI no.

133.080

O.E.M. Ref
103265



Models **BM**
BM304 - BM305

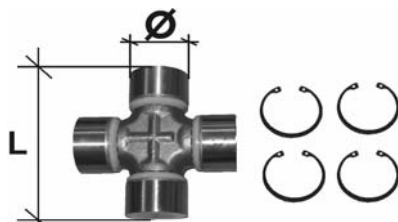
Ø 48,00 mm

L = 116,50 mm

CEI no.

133.084

O.E.M. Ref
103261



Models **BM**
BM304 - BM305

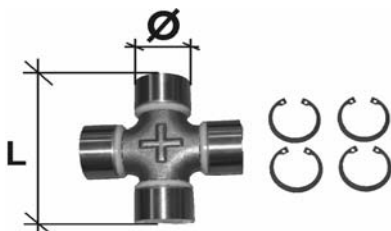
Ø 52,00 mm

L = 133,00 mm

CEI no.

133.091

O.E.M. Ref
103269

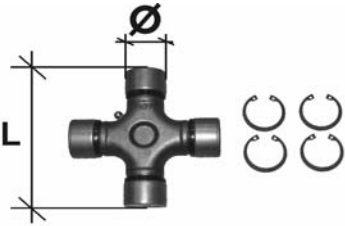
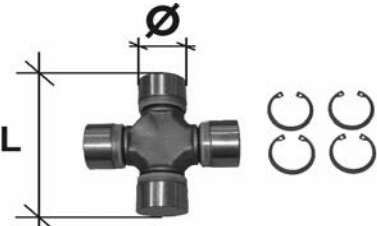
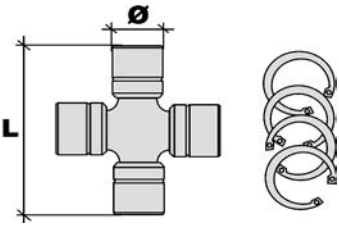
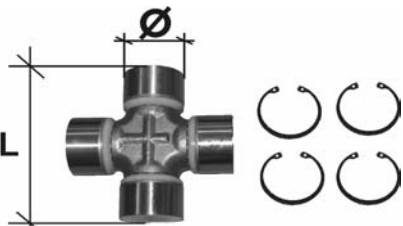
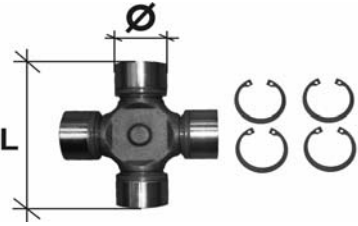


Models **HD**
HD7

Ø 57,00 mm

L = 152,00 mm

All original equipment manufacturer's numbers, symbols, pictures, models and description used in this catalogue are for reference only, and it is not implied that any part listed is the product of these manufacturers. Tutti i nostri particolari non sono originali ma con essi intercambiabili. I riferimenti originali, le figure, i modelli sono esposti a semplice titolo indicativo. La nostra produzione riporta il nostro marchio.

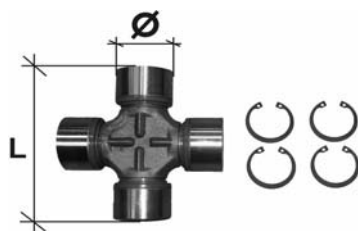
<p>CEI no. 133.068 O.E.M. Ref 608921</p>	 <p>Models Old Generation F500 - F700 - F900 - F1100</p>	<p>Ø 30,20 mm L = 106,28 mm</p>
<p>CEI no. 133.071 O.E.M. Ref 316340</p>	 <p>Models Old Generation F300 - F1200</p>	<p>Ø 39,70 mm L = 115,80 mm</p>
<p>CEI no. 133.079 O.E.M. Ref 1258761 609057</p>	 <p>Models Old Generation F1700 - F1900</p>	<p>Ø 42,00 mm L = 104,50 mm</p>
<p>CEI no. 133.084 O.E.M. Ref 264354</p>	 <p>Models Old and New Generation F1700 - F1900 - F2100 - F2300 - F2500 - F2800 - F2900 - F3200 - F3300 - F3600 F75 - F85 - F95</p>	<p>Ø 52,00 mm L = 133,00 mm</p>
<p>CEI no. 133.137 O.E.M. Ref 1435591</p>	 <p>Models New Generation 75CF - 85CF - 95XF</p>	<p>Ø 52,00 mm L = 147,50 mm</p>

All original equipment manufacturers' numbers, symbols, models and description used in this catalogue are for reference only, and it is not implied that any part listed is the product of these manufacturers. Tutti i nostri particolari non sono originali ma con essi intercambiabili. I riferimenti originali, le figure, i modelli sono esposti a semplice titolo indicativo. La nostra produzione riporta il nostro marchio.

CEI no.

133.138

O.E.M. Ref
1435479



Ø 57,00 mm

L = 152,50 mm

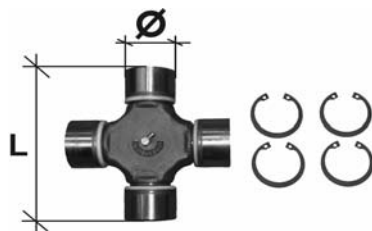
Models New Generation

75CF - 85CF - 95XF

CEI no.

133.191

O.E.M. Ref
1288233



Ø 57,00 mm

L = 173,00 mm

Models New Generation

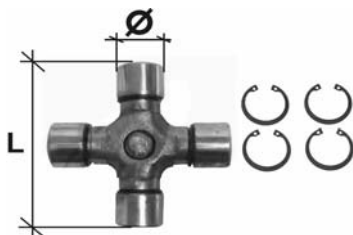
F85 - F95 - 75CF - 85CF - 95XF - CF75 - CF85 - XF95 - XF105

All original equipment manufacturer's numbers, symbols, pictures, models and description used in this catalogue are for reference only, and it is not implied that any part listed is the product of these manufactures.
Tutti i nostri particolari non sono originali ma con essi intercambiabili. I riferimenti originali, le figure, i modelli sono esposti a semplice titolo indicativo. La nostra produzione riporta il nostro marchio.

CEI no.

133.193

O.E.M. Ref
970 410 0031



Ø 31,00 mm

L = 110,00 mm

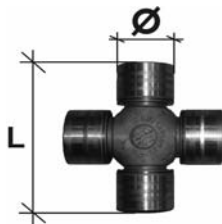
Models **ATEGO**

Vari modelli e telai / Various models and chassis

CEI no.

133.192

O.E.M. Ref
971 410 0031



Ø 42,00 mm

L = 106,00 mm

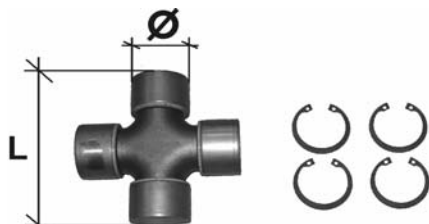
Models **ATEGO**

Vari modelli e telai / Various models and chassis

CEI no.

133.089

O.E.M. Ref
973 410 0031
387 410 0131
385 410 0531



Ø 48,00 mm

L = 126,00 mm

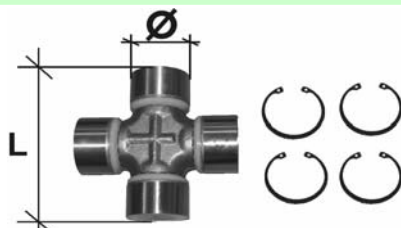
Models **NG,LK,MK,SK,ATEGO,Maxi-ATEGO,ACTROS,BUS**

Telai / Chassis 380÷395 NG / 676÷679 LKSeries / 615÷624 MK Series / 650÷656 SK Series / 970.xxx ATEGO / 950÷954 ACTROS and MAXI-ATEGO / 300÷303 BUS

CEI no.

133.084

O.E.M. Ref
335 410 0031
000 410 0531



Ø 52,00 mm

L = 133,00 mm

Models **OLD Generation**

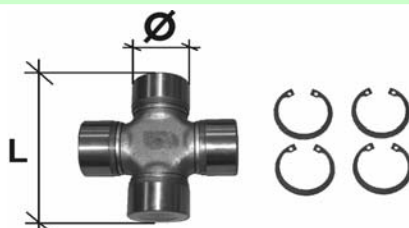
Telai / Chassis 349.xxx

Modelli / Models 1621 - 1921 (Middle East)

CEI no.

133.090

O.E.M. Ref
363 410 0631
000 410 1628
942 410 0131



Ø 53,00 mm

L = 135,00 mm

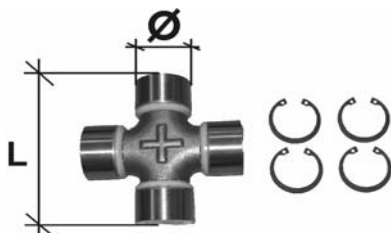
Models **NG,LK,MK,SK,ATEGO,Maxi-ATEGO**

Telai / Chassis 380÷395 NG / 676÷679 LKSeries / 615÷624 MK Series / 650÷656 SK Series / 970.xxx ATEGO / 950÷954 MAXI-ATEGO

CEI no.

133.091

O.E.M. Ref
620 410 0031
387 410 0031
940 410 0031



Ø 57,00 mm

L = 152,00 mm

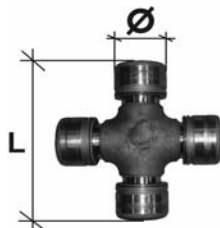
Models NG, LK, MK, SK, ATEGO, Maxi-ATEGO, ACTROS

Telai / Chassis 380÷395 NG / 676÷679 LK Series / 615÷624 MK Series / 650÷656 SK Series / 970.xxx ATEGO / 950÷954 ACTROS and MAXI-ATEGO / 930 New ACTROS

CEI no.

133.194

O.E.M. Ref
942 410 0231



Ø 68,00 mm

L = 202,50 mm

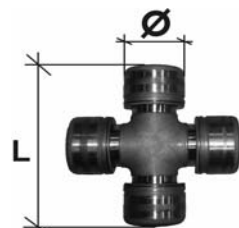
Models AXOR - ACTROS

Vari modelli e telai / Various models and chassis

CEI no.

133.196

O.E.M. Ref
942 410 0031
656 411 0431



Ø 68,00 mm

L = 166,00 mm

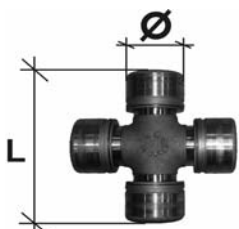
Models AXOR

Vari modelli e telai / Various models and chassis

CEI no.

133.198

O.E.M. Ref
656 410 0131
656 410 0031

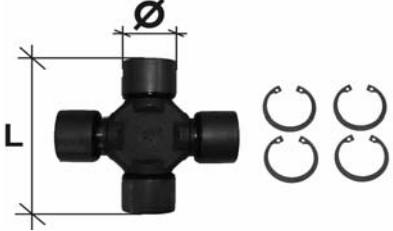
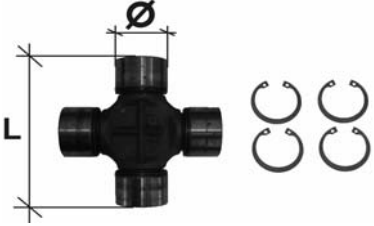
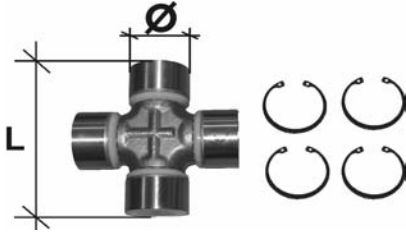
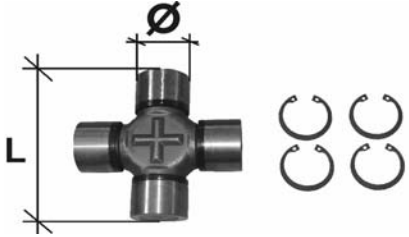



Ø 68,00 mm

L = 166,00 mm

Models ACTROS MPII

Vari modelli e telai / Various models and chassis

<p>CEI no. 133.199</p> <p>O.E.M. Ref 81 39108 6052 81 39108 6057</p>	 <p>Models TGL, L2000, M2000 Telai / Chassis F.xx - M.xx</p>	<p>Ø 38,00 mm</p> <p>L = 110,50 mm</p>
<p>CEI no. 133.200</p> <p>O.E.M. Ref 81 39126 6033 81 39370 6724 81 39371 6724</p>	 <p>Models F2000, TGM Telai / Chassis F.xx - M.xx</p>	<p>Ø 48,00 mm</p> <p>L = 135,50 mm</p>
<p>CEI no. 133.084</p> <p>O.E.M. Ref 81 39126 6021 81 39126 6014 81 39200 6016</p>	 <p>Models M90, F90 Telai / Chassis F.xx - M.xx</p>	<p>Ø 52,00 mm</p> <p>L = 133,00 mm</p>
<p>CEI no. 133.139</p> <p>O.E.M. Ref 81 39126 6030 81 36415 6039 81 39126 6020</p>	 <p>Models F90, F2000, TGA, TGX Telai / Chassis F.xx - H.xx - T.x x - U.xx</p>	<p>Ø 52,00 mm</p> <p>L = 147,20 mm</p>
<p>CEI no. 133.082</p> <p>O.E.M. Ref 81 39126 6017 81 39200 6015 81 39200 6011</p>	 <p>Models F90 Telai / Chassis F.xx</p>	<p>Ø 57,00 mm</p> <p>L = 144,00 mm</p>

All original equipment manufacturers numbers, symbols, pictures, models and description used in this catalogue are for reference only, and it is not implied that any part listed is the product of these manufactures.
Tutti i nostri particolari non sono originali ma con essi intercambiabili. I riferimenti originali, le figure, i modelli sono esposti a semplice titolo indicativo. La nostra produzione riporta il nostro marchio.

CEI no.

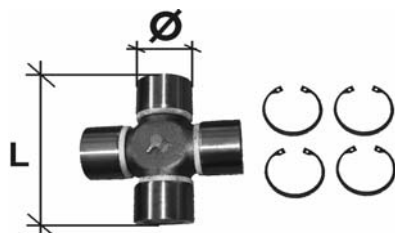
133.140

O.E.M. Ref

81 39126 6006

81 39108 6031

81 39108 6032



Models F90

Telai / Chassis F.xx

Ø 57,00 mm

L = 152,00 mm

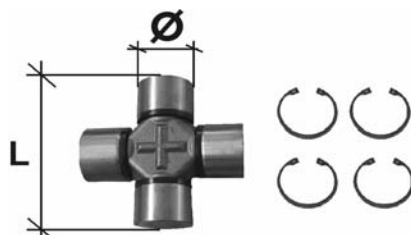
CEI no.

133.141

O.E.M. Ref

81 39374 6003

81 39108 6048



Models F90, F2000, TGA

Telai / Chassis F.xx - H.xx - T.x x - U.xx

Ø 57,00 mm

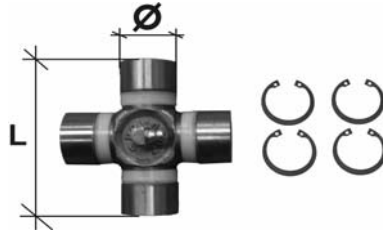
L = 152,00 mm

All original equipment manufacturer's numbers, symbols, pictures, models and description used in this catalogue are for reference only, and it is not implied that any part listed is the product of these manufacturers.
Tutti i nostri particolari non sono originali ma con essi intercambiabili. I riferimenti originali, le figure, i modelli sono esposti a semplice titolo indicativo. La nostra produzione riporta il nostro marchio.

CEI no.

133.201

O.E.M. Ref
50 01 860 801



Ø 30,50 mm

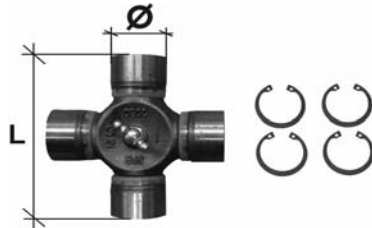
L = 82,00 mm

Models **MASCOTT**
MASCOTT

CEI no.

133.207

O.E.M. Ref
50 01 821 930



Ø 35,00 mm

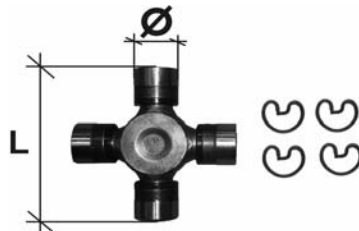
L = 107,00 mm

Models **MIDLUM**
MIDLUM

CEI no.

133.212

O.E.M. Ref
50 01 856 100



Ø 35,00 mm

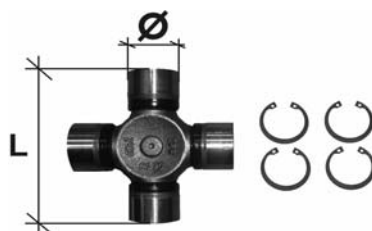
L = 126,50 mm

Models **MIDLUM**
MIDLUM

CEI no.

133.215

O.E.M. Ref
74 20 883 932



Ø 35,00 mm

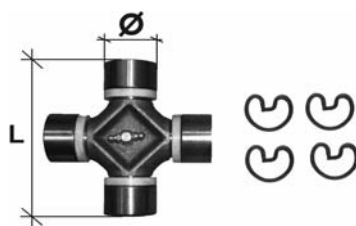
L = 106,50 mm

Models **MIDLUM**
MIDLUM

CEI no.

133.208

O.E.M. Ref
50 01 837 379



Ø 41,00 mm

L = 126,00 mm

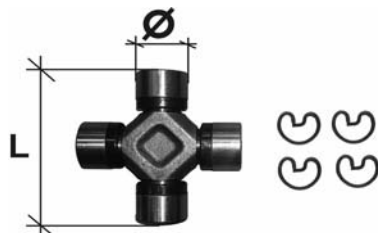
Models **MIDLUM**
MIDLUM

All original equipment manufacturers numbers, symbols, pictures, models and description used in this catalogue are for reference only, and it is not implied that any part listed is the product of these manufactures. Tutti i nostri particolari non sono originali ma con essi intercambiabili. I riferimenti originali, le figure, i modelli sono esposti a semplice titolo indicativo. La nostra produzione riporta il nostro marchio.

CEI no.

133.214

O.E.M. Ref
50 01 856 094
50 01 856 089



Ø 41,50 mm

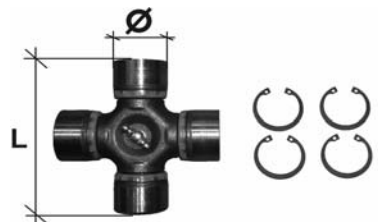
L = 126,00 mm

Models **MIDLUM**
MIDLUM

CEI no.

133.206

O.E.M. Ref
50 01 859 092



Ø 42,00 mm

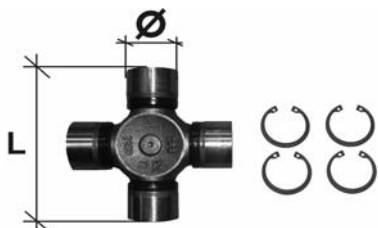
L = 120,00 mm

Models **MIDLUM**
MIDLUM

CEI no.

133.216

O.E.M. Ref
74 20 876 183



Ø 42,00 mm

L = 120,00 mm

Models **MIDLUM - PREMIUM**
MIDLUM - PREMIUM

CEI no.

133.226

O.E.M. Ref
50 01 867 925



Ø 42,00 mm

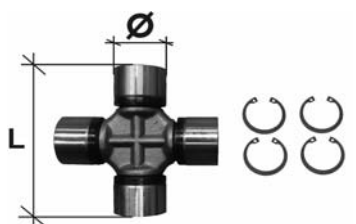
L = 120,00 mm

Models **KERAX DXI**
KERAX DXI

CEI no.

133.142

O.E.M. Ref
50 01 855 842



Ø 47,50 mm

L = 136,50 mm

Models **MIDLUM - PREMIUM - KERAX**
MIDLUM - PREMIUM - KERAX

All original equipment manufacturer's numbers, symbols, pictures and description used in this catalogue are for reference only, and it is not implied that any part listed is the product of these manufacturers. Tutti i nostri particolari non sono originali ma con essi intercambiabili. I riferimenti originali, le figure, i modelli sono esposti a semplice titolo indicativo. La nostra produzione riporta il nostro marchio.

CEI no.

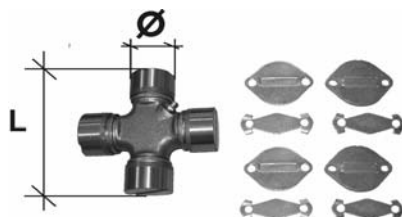
133.072

O.E.M. Ref

50 00 816 506

50 00 806 166

50 00 559 360



Ø 47,60 mm

L = 135,00 mm

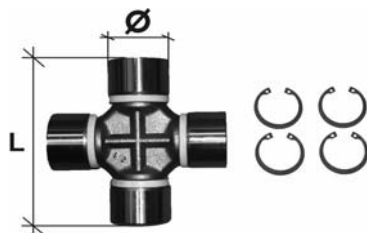
Models **CIG and "R" Series - MAXTER - PREMIUM - KERAX**
C/G/CBH/CLM 230/260/280/300/320/340/385 - "R" Fino al / Up to 1992 & Dal / From 1993
"G" MANAGER - MAXTER - PREMIUM - KERAX

CEI no.

133.209

O.E.M. Ref

50 01 836 379



Ø 48,00 mm

L = 135,00 mm

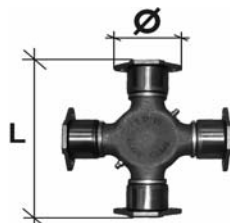
Models **MIDLUM - PREMIUM - MAGNUM - KERAX**
MIDLUM - PREMIUM - MAGNUM - KERAX

CEI no.

133.203

O.E.M. Ref

50 00 810 750



Ø 49,00 mm

L = 192,50 mm

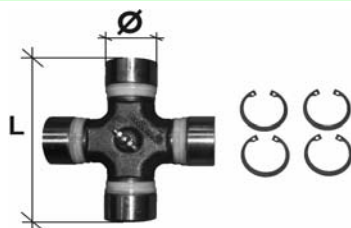
Models **"R" Series**

CEI no.

133.202

O.E.M. Ref

50 00 816 000



Ø 49,50 mm

L = 155,00 mm

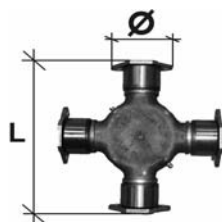
Models **"R" Series - KERAX**
"R" Series - KERAX

CEI no.

133.204

O.E.M. Ref

50 00 287 982



Ø 49,50 mm

L = 208,00 mm

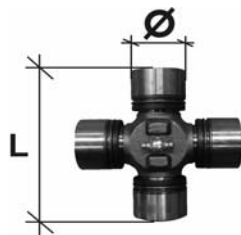
Models **"R" Series**

All original equipment manufacturers numbers, symbols, pictures, models and description used in this catalogue are for reference only, and it is not implied that any part listed is the product of these manufactures. Tutti i nostri particolari non sono originali ma con essi intercambiabili. I riferimenti originali, le figure, i modelli sono esposti a semplice titolo indicativo. La nostra produzione riporta il nostro marchio.

CEI no.

133.211

O.E.M. Ref
50 01 845 964



Ø 49,50 mm

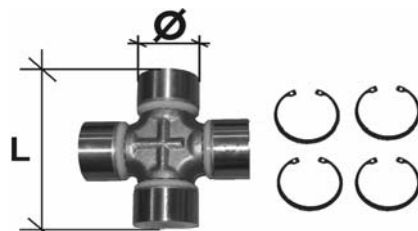
L = 139,50 mm

Models **MIDLUM - PREMIUM**
MIDLUM - PREMIUM

CEI no.

133.084

O.E.M. Ref
50 00 242 009
00 03 397 100



Ø 52,00 mm

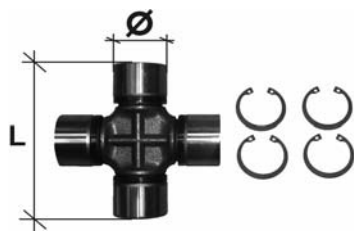
L = 133,00 mm

Models **CIG - GBH / TBH - GRH / TRH - "R" Series**
G210/230/260/290 - GBH/TBH/GRH/TRH 260/290/305/350
"R" Fino al / Up to 1992

CEI no.

133.143

O.E.M. Ref
50 01 855 838



Ø 52,00 mm

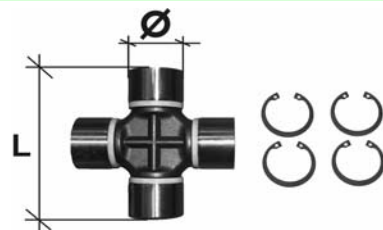
L = 150,00 mm

Models **PREMIUM - KERAX**
PREMIUM - KERAX

CEI no.

133.217

O.E.M. Ref
50 01 844 448



Ø 52,00 mm

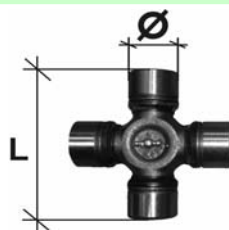
L = 147,50 mm

Models **PREMIUM - KERAX**
PREMIUM - KERAX

CEI no.

133.218

O.E.M. Ref
50 01 836 375



Ø 55,00 mm

L = 167,50 mm

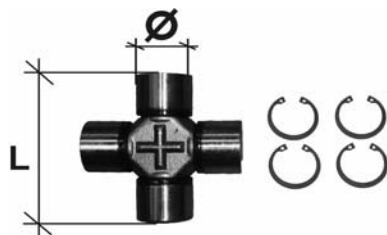
Models **PREMIUM - KERAX**
PREMIUM - KERAX

All original equipment manufacturer's numbers, symbols, pictures, models and description used in this catalogue are for reference only, and it is not implied that any part listed is the product of these manufacturers. Tutti i nostri particolari non sono originali ma con essi intercambiabili. I riferimenti originali, le figure, i modelli sono esposti a semplice titolo indicativo. La nostra produzione riporta il nostro marchio.

CEI no.

133.221

O.E.M. Ref
50 01 855 880



Ø 55,00 mm

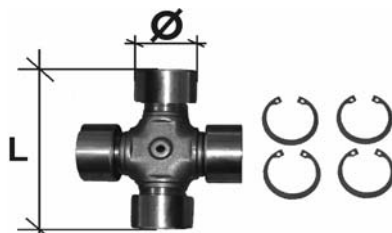
L = 155,00 mm

Models **MAGNUM - MAGNUM DXI - KERAX**
MAGNUM - MAGNUM DXI - KERAX

CEI no.

133.082

O.E.M. Ref
50 00 559 743
50 00 280 190
50 00 815 148



Ø 57,00 mm

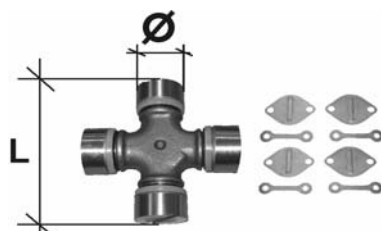
L = 144,00 mm

Models **GBH / TBH - GRH / TRH**
GBH/TBH/GRH/TRH 260/290/305/350
R 310/360/370

CEI no.

133.076

O.E.M. Ref
50 00 803 045
50 00 819 298
09 43 541 018



Ø 59,00 mm

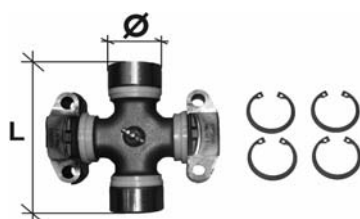
L = 167,40 mm

Models **CIG - GBH / TBH - GRH / TRH - "R" Series**
G210/230 - GBH/TBH/GRH/TRH/GLM/TML 260/280/290/305/350 -
"R" Fino al / Up to 1992 - "G" MANAGER

CEI no.

133.205

O.E.M. Ref
50 00 821 166



Ø 59,00 mm

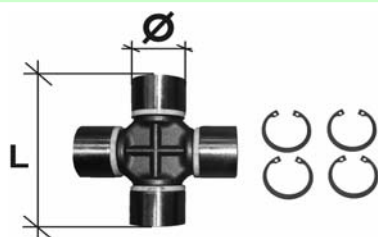
L = 170,50 mm

Models **"R" Series**
Dal / From 1993

CEI no.

133.223

O.E.M. Ref
50 00 295 260



Ø 59,00 mm

L = 168,00 mm

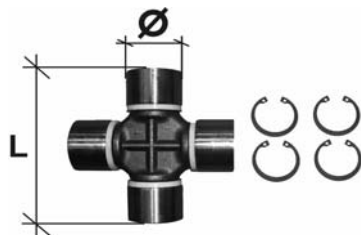
Models **KERAX**
KERAX

All original equipment manufacturers numbers, symbols, pictures, models and description used in this catalogue are for reference only, and it is not implied that any part listed is the product of these manufacturers. Tutti i nostri particolari non sono originali ma con essi intercambiabili. I riferimenti originali, le figure, i modelli sono esposti a semplice titolo indicativo. La nostra produzione riporta il nostro marchio.

CEI no.

133.224

O.E.M. Ref
50 01 831 553



Ø 59,00 mm

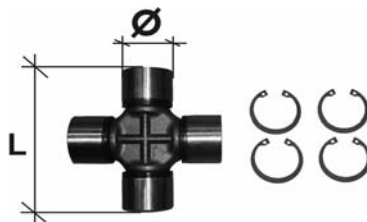
L = 168,00 mm

Models **KERAX**
KERAX

CEI no.

133.227

O.E.M. Ref
50 01 875 775



Ø 59,00 mm

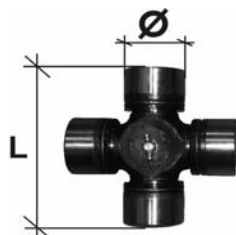
L = 170,50 mm

Models **KERAX DXI**
KERAX DXI

CEI no.

133.222

O.E.M. Ref
50 01 837 380



Ø 60,00 mm

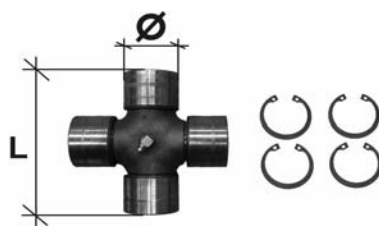
L = 163,00 mm

Models **MAGNUM - KERAX**
MAGNUM - KERAX

CEI no.

133.225

O.E.M. Ref
50 01 845 132

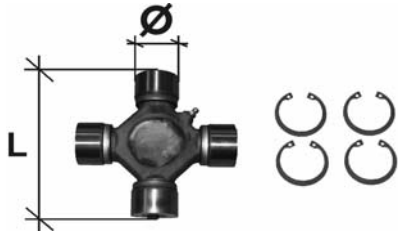
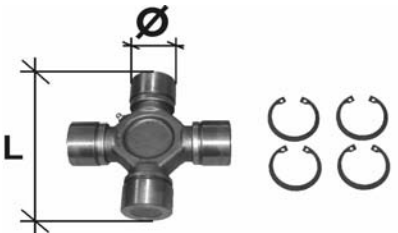
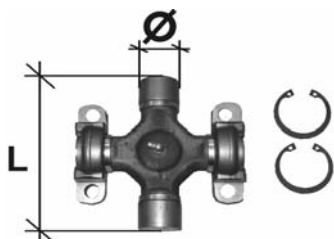

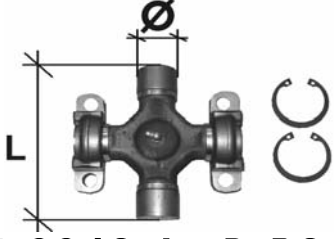

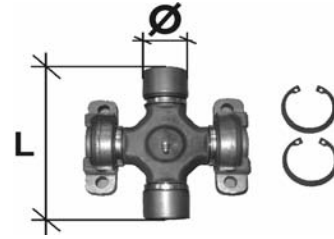



Ø 65,00 mm

L = 172,50 mm

Models **KERAX**
KERAX

All original equipment manufacturer's numbers, symbols, pictures, models and description used in this catalogue are for reference only, and it is not implied that any part listed is the product of these manufactures.
Tutti i nostri particolari non sono originali ma con essi intercambiabili. I riferimenti originali, le figure, i modelli sono esposti a semplice titolo indicativo. La nostra produzione riporta il nostro marchio.

<p>CEI no. 198.534</p> <p>O.E.M. Ref 264043 178258</p>	 <p>Models 1 Series L/LS 81 - L/LS 86 - LB/LBS/LBT 110-111 - LB/LBS/LBT 140-141 CARDANO Tipo / PROPELLER Shaft Type : T60 / TA60 / T62</p>	<p>Ø 44,00 mm</p> <p>L = 149,00 mm</p>
<p>CEI no. 133.093</p> <p>O.E.M. Ref 264044 207563</p>	 <p>Models 1 Series LB/LBS/LBT 110-111 - LB/LBS/LBT 140-141 CARDANO Tipo / PROPELLER Shaft Type : T70 / TA70</p>	<p>Ø 50,00 mm</p> <p>L = 164,00 mm</p>
<p>CEI no. 133.146</p> <p>O.E.M. Ref 1111747 294380</p>	 <p>Models 2 Series G / P / R 92 - G / P / R 112 CARDANO Tipo / PROPELLER Shaft Type : P/PF 30</p>	<p>Vecchio Tipo</p>  <p>Ø 38,0 mm</p> <p>L=148,0 mm</p> <p>Old Type</p>
<p>CEI no. 133.095</p> <p>O.E.M. Ref 1879537 1422433 1111745</p>	 <p>Models 2-3-4 Series, P - R Series G / P / R 92 / 93 / 112 / 113 - C / G / L / P / R 94 / 114 CARDANO Tipo / PROPELLER Shaft Type : P/PF 30 / P310 / P</p>	<p>Nuovo Tipo</p>  <p>Ø 38,0 mm</p> <p>L=148,0 mm</p> <p>New Type</p>
<p>CEI no. 133.054</p> <p>O.E.M. Ref 365913 294383</p>	 <p>Models 2 Series G / P / R 92 / 112 / 142 CARDANO Tipo / PROPELLER Shaft Type : P/PF 40</p>	<p>Vecchio Tipo</p>  <p>Ø 48,0 mm</p> <p>L=161,00 mm</p> <p>Old Type</p>

All original equipment manufacturers numbers, symbols, pictures, models and description used in this catalogue are for reference only, and it is not implied that any part listed is the product of these manufacturers. Tutti i nostri particolari non sono originali ma con essi intercambiabili. I riferimenti originali, le figure, i modelli sono esposti a semplice titolo indicativo. La nostra produzione riporta il nostro marchio.

CEI no.

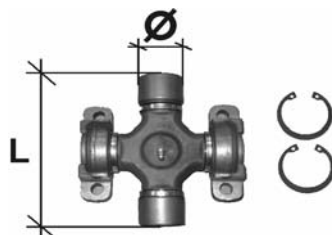
133.051

O.E.M. Ref

365901

337059

1541070



Nuovo Tipo



New Type

Ø 48,0 mm

L=161,00 mm

Models 2-3-4 Series, P - R Series

G / P / R 92 / 93 / 112 / 113 / 142 / 143 - C / G / L / P / R 94 / 114 / 124 / 144 / 164

CARDANO Tipo / PROPELLER Shaft Type : P / P F 40 / P410 / P420

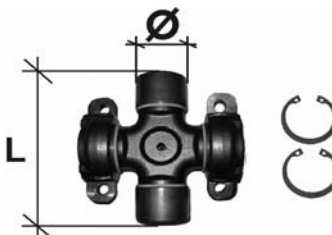
CEI no.

133.062

O.E.M. Ref

366441

294385



Vecchio Tipo



Old Type

Ø 57,0 mm

L=164,00 mm

Models 2 Series

G / P / R 112 / 142

CARDANO Tipo / PROPELLER Shaft Type : P / P F 50

CEI no.

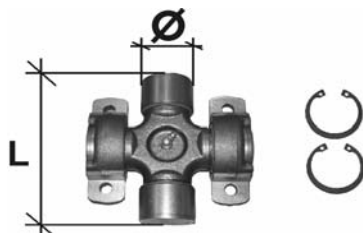
133.052

O.E.M. Ref

1879540

1765830

1765824



Nuovo Tipo



New Type

Ø 57,0 mm

L=164,00 mm

Models 2-3-4 Series, P - R Series

G / P / R 112 / 113 / 142 / 143 - C / G / L / P / R 114 / 124 / 144 / 164

CARDANO Tipo / PROPELLER Shaft Type : P / P F 50 / P510 / P520

CEI no.

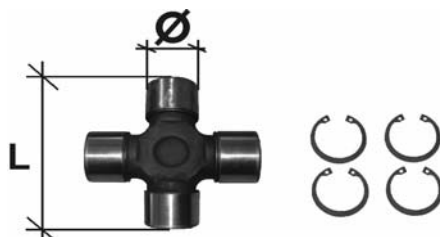
133.122

O.E.M. Ref

1879541

1541072

1422442



Ø 65,00 mm

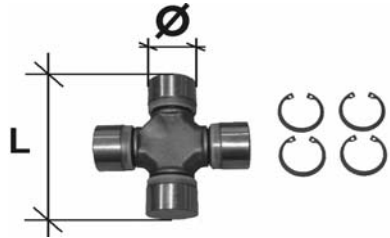
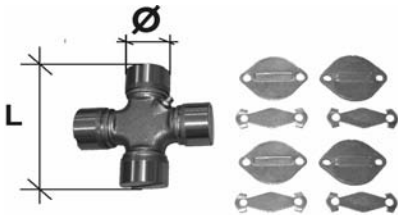

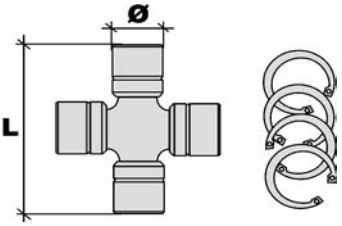
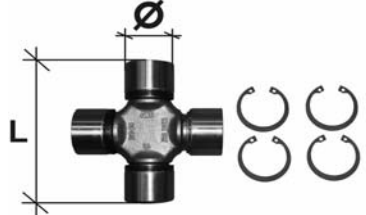
L = 190,20 mm

Models 2-3-4 Series, P - R Series

G / P / R 113 / 143 - C / G / L / P / R 114 / 124 / 144 / 164

CARDANO Tipo / PROPELLER Shaft Type : P / P F 60 / P610

All original equipment manufacturer's numbers, symbols, pictures, models and description used in this catalogue are for reference only, and it is not implied that any part listed is the product of these manufacturers. Tutti i nostri particolari non sono originali ma con essi intercambiabili. I riferimenti originali, le figure, i modelli sono esposti a semplice titolo indicativo. La nostra produzione riporta il nostro marchio.

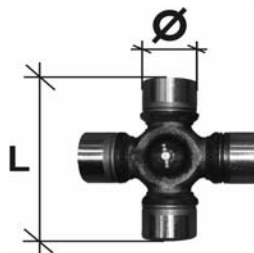
<p>CEI no. 133.071</p> <p>O.E.M. Ref 6782724 6852612 6638385</p>	 <p>Models F F6</p>	<p>Ø 39,70 mm</p> <p>L = 115,80 mm</p>
<p>CEI no. 133.072</p> <p>O.E.M. Ref 6621920</p>	 <p>Models F F86 - F87 - F88 - F89 - N88</p>	<p>Ø 47,60 mm</p> <p>L = 135,00 mm</p>
<p>CEI no. 133.035</p> <p>O.E.M. Ref 1651032 232459 231519</p>	 <p>Models F - FL - FH - N - NL F7 - FS7 - F10 - F12 - FL6 - FL7 - FL10 - FL12 - FH12 - FH16 - NL10 - NL12 - NH12 BUS B10M - B10B - B12</p>	<p>Ø 50,00 mm</p> <p>L = 152,60 mm</p>
<p>CEI no. 133.032</p> <p>O.E.M. Ref 1698347 232362</p>	 <p>Models F F10 - F12</p>	<p>Ø 52,00 mm</p> <p>L = 133,00 mm</p>
<p>CEI no. 133.230</p> <p>O.E.M. Ref 1068247</p>	 <p>Models FH - FM FH12 - FH16 - FM7 - FM9 - FM10 - FM12</p>	<p>Ø 52,00 mm</p> <p>L = 147,50 mm</p>

All original equipment manufacturers numbers, symbols, pictures, models and description used in this catalogue are for reference only, and it is not implied that any part listed is the product of these manufactures. Tutti i nostri particolari non sono originali ma con essi intercambiabili. I riferimenti originali, le figure, i modelli sono esposti a semplice titolo indicativo. La nostra produzione riporta il nostro marchio.

CEI no.

133.229

O.E.M. Ref
8127230



Ø 55,00 mm

L = 164,50 mm

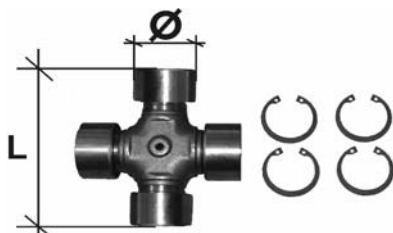
Models FH - FM

FH12 - FH16 - FM7 - FM9 - FM10 - FM12

CEI no.

133.082

O.E.M. Ref
232540



Ø 57,00 mm

L = 144,00 mm

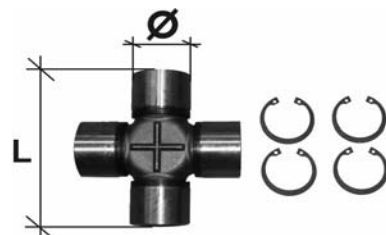
Models F - N

F10 - F12 - N10 - N12

CEI no.

133.231

O.E.M. Ref
1068250



Ø 57,00 mm

L = 158,00 mm


Models FH - FM

FH12 - FH16 - FM7 - FM9 - FM10 - FM12

CEI no.

133.094

O.E.M. Ref
1067293
1651229



Ø 57,00 mm

L = 152,70 mm

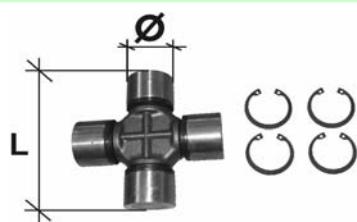
Models F - FL - FH - N - NL - NH

F7 - F10 - F12 - F16 - FL7 - FL10 - FL12 - FH12 - FH16 - N10 - N12 - NL10 - NL12 - NH12

CEI no.

133.144

O.E.M. Ref
1068253
1651237



Ø 59,00 mm

L = 167,60 mm

Models F - FL - FH - FM - N - NL - NH

F10 - F12 - F16 - FL7 - FL10 - FL12 - FH12 - FH16 - N10 - N12 - NL10 - NL12 - NH12

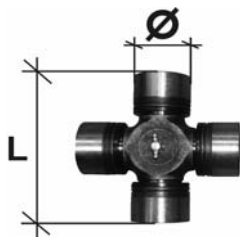
FM7 - FM9 - FM10 - FM12

All original equipment manufacturer's numbers, symbols, pictures, models and description used in this catalogue are for reference only, and it is not implied that any part listed is the product of these manufactures. Tutti i nostri particolari non sono originali ma con essi intercambiabili. I riferimenti originali, le figure, i modelli sono esposti a semplice titolo indicativo. La nostra produzione riporta il nostro marchio.

CEI no.

133.228

O.E.M. Ref
8127182



Ø 60,00 mm

L = 163,50 mm

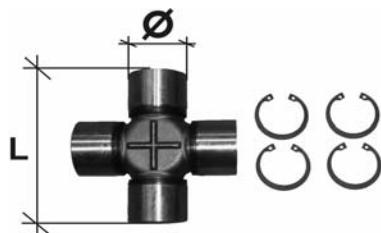
Models FH - FM

FH12 - FH16 - FM7 - FM9 - FM10 - FM12

CEI no.

133.232

O.E.M. Ref
20366348



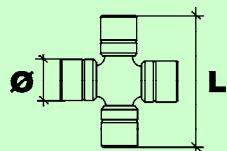
Ø 65,00 mm

L = 172,50 mm

Models FH - FM

FH12 - FH16 - FM7 - FM9 - FM10 - FM12

All original equipment manufacturers numbers, symbols, pictures, models and description used in this catalogue are for reference only, and it is not implied that any part listed is the product of these manufactures.
Tutti i nostri particolari non sono originali ma con essi intercambiabili. I riferimenti originali, le figure, i modelli sono esposti a semplice titolo indicativo. La nostra produzione riporta il nostro marchio.



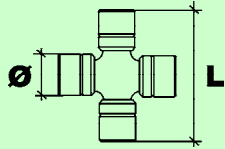
ELENCO PROGRESSIVO DIMENSIONI CROCIERE

PROGRESSIVE LIST OF PROPELLER SHAFT U-JOINT

Ordinato per Ø est. cuscinetto e lunghezza / Ordered by outer Ø bearing and length

Ø	L	CEI No.	Suitable To	Models	Page
27,00	81,70	133.067	IVECO	DAILY, NEW DAILY	264
27,00	74,60	133.145	IVECO	DAILY, NEW DAILY, DAILY "C" and "S" Series	264
27,00	82,50	133.182	IVECO	DAILY "C" and "S" Series	264
30,20	106,28	133.068	DAF	OLD GENERATION (F500÷F1100)	274
30,20	106,28	133.068	IVECO	OLD GENERATION, ZETA, DAILY and TURBODAILY	262-265
30,20	92,00	133.105	IVECO	DAILY, NEW DAILY	265
30,20	82,00	133.133	IVECO	DAILY "C" and "S" Series	265
30,20	108,00	133.183	IVECO	DAILY "C" and "S" Series	265
30,50	82,00	133.201	RVI	MASCOTT	280
31,00	110,00	133.193	MERCEDES	ATEGO	276
32,00	106,30	133.069	IVECO	OLD GENERATION	262
34,90	92,50	133.134	IVECO	TURBODAILY, EUROCARGO	266
35,00	106,40	133.086	IVECO	EUROCARGO	267
35,00	126,15	133.120	IVECO	ZETA, TURBOZETA and "M" Series	266
35,00	92,50	133.184	IVECO	TECTOR, TECTRO Restyling	266
35,00	106,70	133.185	IVECO	TECTOR, TECTRO Restyling	267
35,00	107,00	133.207	RVI	MIDLUM	280
35,00	126,50	133.212	RVI	MIDLUM	280
35,00	106,50	133.215	RVI	MIDLUM	280
38,00	110,50	133.199	M.A.N.	TGL, L2000, M2000	278
38,00	148,00	133.095	SCANIA	2 - 3 - 4 Series	286
38,00	148,00	133.146	SCANIA	2 Series	286
38,20	110,70	133.186	IVECO	TECTOR, TECTRO Restyling	267
39,00	116,40	133.070	IVECO	OLD GENERATION	262
39,70	115,80	133.071	DAF	OLD GENERATION (F300÷F1200)	274
39,70	115,80	133.071	IVECO	OLD GENERATION, ZETA, TURBOZETA and "M" Series	262-266
39,70	115,80	133.071	VOLVO	F6	288
41,00	126,00	133.208	RVI	MIDLUM	280
41,20	126,00	133.121	IVECO	EUROCARGO	267
41,20	128,80	133.187	IVECO	TECTOR, TECTRO Restyling	267
41,50	126,00	133.214	RVI	MIDLUM	281
42,00	104,50	133.079	DAF	OLD GENERATION (F1700÷F1900)	274
42,00	119,40	133.087	IVECO	EUROCARGO	268

All original equipment manufacturer's numbers, symbols, pictures, models and description used in this catalogue are for reference only, and it is not implied that any part listed is the product of these manufactures. Tutti i nostri particolari non sono originali ma con essi intercambiabili. I riferimenti originali, le figure, i modelli sono esposti a semplice titolo indicativo. La nostra produzione riporta il nostro marchio.



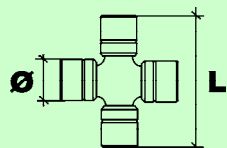
ELENCO PROGRESSIVO DIMENSIONI CROCIERE

PROGRESSIVE LIST OF PROPELLER SHAFT U-JOINT

Ordinato per Ø est. cuscinetto e lunghezza / Ordered by outer Ø bearing and length

Ø	L	CEI No.	Suitable To	Models	Page
42,00	106,00	133.192	MERCEDES	ATEGO	276
42,00	120,00	133.206	RVI	MIDLUM	281
42,00	120,00	133.216	RVI	MIDLUM, PREMIUM	281
42,00	120,00	133.226	RVI	KERAX DXI	281
44,00	149,00	198.534	SCANIA	1 Series	286
47,50	136,50	133.142	RVI	MIDLUM, PREMIUM, KERAX	281
47,60	135,00	133.072	IVECO	OLD GENERATION	262
47,60	135,20	133.088	IVECO	EUROCARGO, EUROTECH	268-270
47,60	135,00	133.072	RVI	C/G Series, "R" Series, MAXTER, PREMIUM and KERAX	282
47,60	135,00	133.072	VOLVO	F86 - F87 - F88 - F89 - N88	288
47,70	135,25	133.188	IVECO	TECTOR, TECTRO Restyling	268
48,00	116,50	133.080	ASTRA	BM Series	273
48,00	116,50	133.080	IVECO	"T" Series	269
48,00	126,00	133.081	IVECO	"T" Series	269
48,00	135,00	133.119	IVECO	EUROCARGO, EUROTECH and EUROTRAKKER	268-270
48,00	135,50	133.200	M.A.N.	F2000, TGM	278
48,00	126,00	133.089	MERCEDES	NG,MK, SK, ATEGO, Maxi-ATEGO, ACTROS and BUS	276
48,00	135,00	133.209	RVI	MIDLUM	282
48,00	161,00	133.051	SCANIA	2 - 3 - 4 Series	287
48,00	161,00	133.054	SCANIA	2 Series	286
48,10	136,30	133.189	IVECO	TECTOR, TECTRO Restyling	268
49,00	155,00	133.073	IVECO	OLD GENERATION	263
49,00	192,50	133.203	RVI	"R" SERIES	282
49,20	154,90	133.074	IVECO	OLD GENERATION	263
49,20	154,90	133.075	IVECO	OLD GENERATION	263
49,50	155,00	133.202	RVI	"R" SERIES, KERAX	282
49,50	208,00	133.204	RVI	"R" SERIES	282
49,50	49,50	133.211	RVI	MIDLUM, PREMIUM	283
50,00	164,00	133.093	SCANIA	1 Series	286
50,00	152,60	133.035	VOLVO	F - FL -FH - N - NL - NH	288
52,00	133,00	133.084	ASTRA	BM Series	273
52,00	133,00	133.084	DAF	OLD GEN. (F1700÷F3600) and NEW GEN. (F75÷F95)	274
52,00	147,50	133.137	DAF	New Generation	274

All original equipment manufacturers numbers, symbols, pictures, models and description used in this catalogue are for reference only, and it is not implied that any part listed is the product of these manufacturers. Tutti i nostri particolari non sono originali ma con essi intercambiabili. I riferimenti originali, le figure, i modelli sono esposti a semplice titolo indicativo. La nostra produzione riporta il nostro marchio.



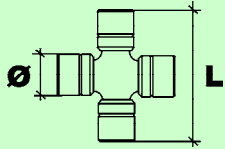
ELENCO PROGRESSIVO DIMENSIONI CROCIERE

PROGRESSIVE LIST OF PROPELLER SHAFT U-JOINT

Ordinato per Ø est. cuscinetto e lunghezza / Ordered by outer Ø bearing and length

Ø	L	CEI No.	Suitable To	Models	Page
52,00	133,00	133.084	IVECO	"T" Series, TURBOSTAR / TECH	269
52,00	147,20	133.135	IVECO	EUROTECH, EUROTRAKKER and STRALIS	271
52,00	151,50	133.190	IVECO	TECTOR, TECTRO Restyling	271
52,00	133,00	133.084	M.A.N.	M90, F90	278
52,00	147,20	133.139	M.A.N.	F90, F2000 and TGA	278
52,00	133,00	133.084	MERCEDES	OLD GENERATION (Middle East)	276
52,00	133,00	133.084	RVI	C/G Series, CBH/TBH Series, "R" Series	283
52,00	150,00	133.143	RVI	PREMIUM, KERAX	283
52,00	147,50	133.217	RVI	PREMIUM, KERAX	283
52,00	133,00	133.032	VOLVO	F10 - F12	288
52,00	147,50	133.230	VOLVO	FH - FM	288
53,00	135,00	133.090	MERCEDES	NG,MK, SK, ATEGO, Maxi-ATEGO	276
55,00	167,50	133.218	RVI	PREMIUM, KERAX	283
55,00	155,00	133.221	RVI	MAGNUM, MAGNUM DXI, KERAX	284
55,00	164,50	133.229	VOLVO	FH - FM	289
57,00	152,00	133.091	ASTRA	HD Series	273
57,00	152,50	133.138	DAF	New Generation	275
57,00	173,00	133.191	DAF	New Generation	275
57,00	144,00	133.082	IVECO	"T" Series, TURBOSTAR / TECH	269
57,00	172,00	133.083	IVECO	TURBOSTAR / TECH and EUROSTAR / TECH / TRAKKER	269-272
57,00	152,00	133.136	IVECO	EUROSTRA,EUROTECH, EUROTRAKKER and STRALIS	271
57,00	144,00	133.082	M.A.N.	F90	278
57,00	152,00	133.140	M.A.N.	F90	279
57,00	152,00	133.141	M.A.N.	F90, F2000 and TGA	279
57,00	152,00	133.091	MERCEDES	NG,MK, SK, ATEGO, Maxi-ATEGO, ACTROS	277
57,00	144,00	133.082	RVI	GBH/TBH and GRH/TRH Series	284
57,00	164,00	133.052	SCANIA	2 - 3 - 4 Series	287
57,00	164,00	133.062	SCANIA	2 Series	287
57,00	144,00	133.082	VOLVO	F10 - F12 - N10 - N12	289
57,00	152,70	133.094	VOLVO	F - FL -FH - N - NL - NH	289
57,00	158,00	133.231	VOLVO	FH - FM	289
59,00	167,40	133.076	IVECO	OLD GENERATION, TURBOSTAR / TECH	263-270
59,00	167,40	133.077	IVECO	OLD GENERATION	263

All original equipment manufacturer's numbers, symbols, pictures, models and description used in this catalogue are for reference only, and it is not implied that any part listed is the product of these manufacturers. Tutti i nostri particolari non sono originali ma con essi intercambiabili. I riferimenti originali, le figure, i modelli sono esposti a semplice titolo indicativo. La nostra produzione riporta il nostro marchio.



ELENCO PROGRESSIVO DIMENSIONI CROCIERE

PROGRESSIVE LIST OF PROPELLER SHAFT U-JOINT

Ordinato per Ø est. cuscinetto e lunghezza / Ordered by outer Ø bearing and length

Ø	L	CEI No.	Suitable To	Models	Page
59,00	167,40	133.076	RVI	C/G, GBH/TBH, GRH/TRH Series and "R" Series	284
59,00	170,50	133.205	RVI	"R" SERIES	284
59,00	168,00	133.223	RVI	KERAX	284
59,00	168,00	133.224	RVI	KERAX	285
59,00	170,50	133.227	RVI	KERAX DXI	285
59,00	167,60	133.144	VOLVO	F - FL - FH - N - NL - NH	289
60,00	170,00	133.078	IVECO	OLD GENERATION	264
60,00	163,00	133.222	RVI	MAGNUM, KERAX	285
60,00	163,50	133.228	VOLVO	FH - FM	290
65,00	172,00	133.085	IVECO	TURBOSTAR / TECH and EUROSTAR / TECH / TRAKKER	270-272
65,00	172,50	133.225	RVI	KERAX	285
65,00	190,20	133.122	SCANIA	3 - 4 Series	287
65,00	172,50	133.232	VOLVO	FH - FM	290
68,00	202,50	133.194	MERCEDES	AXOR, ACTROS	277
68,00	166,00	133.196	MERCEDES	AXOR	277
68,00	166,00	133.198	MERCEDES	ACTROSS MPII	277

All original equipment manufacturers numbers, symbols, pictures, models and description used in this catalogue are for reference only, and it is not implied that any part listed is the product of these manufacturers. Tutti i nostri particolari non sono originali ma con essi intercambiabili. I riferimenti originali, le figure, i modelli sono esposti a semplice titolo indicativo. La nostra produzione riporta il nostro marchio.

Semiassi
Drive Shaft



CEI no.

170.055

O.E.M. Ref
2478287



Misure / Sizes

L	1130 mm
ØA	54 mm
ØB	59 mm
Z-1	40
Z-2	42

Models **Old Generation**

Tube/Tube Ø 54/59 mm Ponte Posteriore / Rear Axle IVECO OM

CEI no.

170.080

O.E.M. Ref
7162304





Misure / Sizes

L	811 mm
ØA	34,5 mm
ØB	-
Z-1	18
Z-2	-

Models **Daily, New Daily, New Daily (96), TurboDaily TurboDaily (96)**

Tube/Tube Ø 30 mm Ponte Posteriore / Rear Axle

All original equipment manufacturers' numbers, symbols, pictures, models and description used in this catalogue are for reference only, and it is not implied that any part listed is the product of these manufacturers. Tutti i nostri particolari non sono originali ma con essi intercambiabili. I riferimenti originali, le figure, i modelli sono esposti a semplice titolo indicativo. La nostra produzione riporta il nostro marchio.



CEI no.

170.273

O.E.M. Ref
942 353 0235

Tube/Tube Ø 46 mm



Models **ACTROS**

HD 7 055 - HD 7 056

Misure / Sizes

L	375 mm
ØA	54,5 mm
ØB	-
Z-1	26
Z-2	-

CEI no.

170.274

O.E.M. Ref
944 330 0081

Tube/Tube Ø 46 mm

<<< NESSUNA IMMAGINE - NO PICTURE >>>

Models **ACTROS**

AD 7 056 - HD 7 055 - HD 7 056

Misure / Sizes

L	-
ØA	-
ØB	-
Z-1	-
Z-2	-

CEI no.

170.275

O.E.M. Ref
944 353 0235

Tube/Tube Ø 41 mm



Models **ACTROS**

HD 7 055 - HD 7 056

Misure / Sizes

L	325 mm
ØA	47,5 mm
ØB	-
Z-1	22
Z-2	-

All original equipment manufacturers' numbers, symbols, pictures, models and description used in this catalogue are for reference only, and it is not implied that any part listed is the product of these manufacturers. Tutti i nostri particolari non sono originali ma con essi intercambiabili. I riferimenti originali, le figure, i modelli sono esposti a semplice titolo indicativo. La nostra produzione riporta il nostro marchio.

CEI no.

170.219

O.E.M. Ref
50 10 319 632



Misure / Sizes

L	952 mm
ØA	61 mm
ØB	-
Z-1	34
Z-2	-

Models **PREMIUM - MAGNUM**

Tubo/Tube Ø 56,5 mm

Ponte Posteriore / Rear Axle P1370

CEI no.

170.220

O.E.M. Ref
50 10 319 631
50 10 319 630



Misure / Sizes



L	1052 mm
ØA	61 mm
ØB	-
Z-1	34
Z-2	-

Models **PREMIUM - MAGNUM**

Tubo/Tube Ø 56,2 /
56,5 mm

Ponte Posteriore / Rear Axle P1370

All original equipment manufacturers' numbers, symbols, pictures, models and description used in this catalogue are for reference only, and it is not implied that any part listed is the product of these manufacturers. Tutti i nostri particolari non sono originali ma con essi intercambiabili. I riferimenti originali, le figure, i modelli sono esposti a semplice titolo indicativo. La nostra produzione riporta il nostro marchio.



All original equipment manufacturers' numbers, symbols, pictures, models and description used in this catalogue are for reference only, and it is not implied that any part listed is the product of these manufacturers. Tutti i nostri particolari non sono originali ma con essi intercambiabili. I riferimenti originali, le figure, i modelli sono esposti a semplice titolo indicativo. La nostra produzione riporta il nostro marchio.



<p>CEI no. 170.091</p> <p>O.E.M. Ref 264311 209153</p>		<p><i>Misure / Sizes</i></p> <p>L 1084 mm</p> <p>ØA 59,5 mm</p> <p>ØB 59,5 mm</p> <p>Z-1 24</p> <p>Z-2 24</p>
<p>Models Serie 1 - Serie 2 - Serie 3</p> <p>Ponte Intermedio / Intermediate Axle RB652</p> <p><i>Tubo/Tube</i> Ø 52/55 mm Ponte Posteriore / Rear Axle R642 - R653 - R750 - R751 - R752</p>		

<p>CEI no. 170.101</p> <p>O.E.M. Ref 264310 209152</p>		<p><i>Misure / Sizes</i></p> <p>L 1084 mm</p> <p>ØA 59,5 mm</p> <p>ØB 59,5 mm</p> <p>Z-1 24</p> <p>Z-2 24</p>
<p>Models Serie 1 - Serie 2 - Serie 3</p> <p>Ponte Intermedio / Intermediate Axle RB652</p> <p><i>Tubo/Tube</i> Ø 52/55 mm Ponte Posteriore / Rear Axle R642 - R653 - R750 - R751 - R752 - R770</p>		

<p>CEI no. 170.103</p> <p>O.E.M. Ref 1761195 1315681</p>		<p><i>Misure / Sizes</i></p> <p>L 1085 mm</p> <p>ØA 59,5 mm</p> <p>ØB 59,5 mm</p> <p>Z-1 24</p> <p>Z-2 24</p>
<p>Models Serie 3 - Serie 4 - Serie P - Serie R</p> <p><i>Tubo/Tube</i> Ø 54,5 mm Ponte Posteriore / Rear Axle R780 - R782</p>		

<p>CEI no. 170.124</p> <p>O.E.M. Ref 1368178</p>		<p><i>Misure / Sizes</i></p> <p>L 1083 mm</p> <p>ØA 59,5 mm</p> <p>ØB 59,5 mm</p> <p>Z-1 24</p> <p>Z-2 24</p>
<p>Models Serie 4 - Serie P - Serie R</p> <p>Ponte Intermedio / Intermediate Axle RB660 - RB662</p> <p><i>Tubo/Tube</i> Ø 50/55 mm Ponte Posteriore / Rear Axle R660</p>		

<p>CEI no. 170.146</p> <p>O.E.M. Ref 1379306</p>		<p><i>Misure / Sizes</i></p> <p>L 485 mm</p> <p>ØA 55 mm</p> <p>ØB 47,5 mm</p> <p>Z-1 22</p> <p>Z-2 24</p>
<p>Models Serie 4 - Serie P - Serie R</p> <p><i>Tubo/Tube</i> Ø 42,5 mm Ponte Intermedio / Intermediate Axle RB660</p>		





<p>CEI no. 170.229</p> <p>O.E.M. Ref 1528052 1434248</p>		<p><i>Misure / Sizes</i></p> <p>L 352 mm</p> <p>ØA 54,5 mm</p> <p>ØB 47,5 mm</p> <p>Z-1 22</p> <p>Z-2 24</p>
<p>Models Serie P - Serie R</p> <p>Ponte Intermedio / Intermediate Axle RB735</p>		
<p><i>Tube/Tube Ø 42,5 mm</i></p>		

<p>CEI no. 170.230</p> <p>O.E.M. Ref 1851412 1414589</p>		<p><i>Misure / Sizes</i></p> <p>L 1083 mm</p> <p>ØA 59 mm</p> <p>ØB 59 mm</p> <p>Z-1 24</p> <p>Z-2 24</p>
<p>Models Serie P - Serie R</p> <p>Ponte Intermedio / Intermediate Axle RBP735 - RBP835</p> <p>Ponte Posteriore / Rear Axle RP735 - RP835</p>		
<p><i>Tube/Tube Ø 50 mm</i></p>		

<p>CEI no. 170.231</p> <p>O.E.M. Ref 1528051</p>		<p><i>Misure / Sizes</i></p> <p>L 409 mm</p> <p>ØA 54,5 mm</p> <p>ØB 47,5 mm</p> <p>Z-1 22</p> <p>Z-2 24</p>
<p>Models Serie P - Serie R</p> <p>Ponte Intermedio / Intermediate Axle RBP835</p>		
<p><i>Tube/Tube Ø 44 mm</i></p>		

All original equipment manufacturers' numbers, symbols, pictures, models and description used in this catalogue are for reference only, and it is not implied that any part listed is the product of these manufacturers.
 Tutti i nostri particolari non sono originali ma con essi intercambiabili. I riferimenti originali, le figure, i modelli sono esposti a semplice titolo indicativo. La nostra produzione riporta il nostro marchio.



CEI no.

170.221

O.E.M. Ref

8172096

Tube/Tube Ø 55 /
58,2 mm

Models **BM - BR**

Ponte Posteriore / Rear Axle RS1228B - RS1344B

Misure / Sizes

L 964,5 mm

ØA 59,5 mm

ØB -

Z-1 46

Z-2 -



CEI no.

170.222

O.E.M. Ref

8172097

Tube/Tube Ø 55,5
58,2 mm

Models **BM - BR**

Ponte Posteriore / Rear Axle RS1228B - RS1344B

Misure / Sizes

L 1056,5 mm

ØA 59,5 mm

ØB -

Z-1 46

Z-2 -



CEI no.

170.096

O.E.M. Ref

1523100

Tube/Tube Ø 54,5 mm

Models **B - F - FL - FS - N**

Ponte Posteriore / Rear Axle EV85B

Misure / Sizes

L 1007 mm

ØA 59,8 mm

ØB -

Z-1 23

Z-2 -



CEI no.

170.097

O.E.M. Ref

1523101

Tube/Tube Ø 54,5 mm

Models **B - F - FL - FS - N**

Ponte Posteriore / Rear Axle EV85B

Misure / Sizes

L 1045 mm

ØA 59,8 mm

ØB -

Z-1 23

Z-2 -



CEI no.

170.105

O.E.M. Ref

1673055

1523315

Tube/Tube Ø 54,5 mm

Models **B - F - FL - FH - N - NL**

Ponte Posteriore / Rear Axle EV90

Misure / Sizes

L 997 mm

ØA 59,8 mm






ØB -

Z-1 23

Z-2 -



All original equipment manufacturers' numbers, symbols, pictures, models and description used in this catalogue are for reference only, and it is not implied that any part listed is the product of these manufacturers. Tutti i nostri particolari non sono originali ma con essi intercambiabili. I riferimenti originali, le figure, i modelli sono esposti a semplice titolo indicativo. La nostra produzione riporta il nostro marchio.

<p>CEI no. 170.106</p> <p>O.E.M. Ref 1673056 1523314</p> <p>Tube/Tube Ø 54,5 mm</p>	 <p>Models B - F - FL - FH - N - NL Ponte Posteriore / Rear Axle EV90</p>	<p>Misure / Sizes</p> <p>L 1054 mm</p> <p>ØA 59,8 mm</p> <p>ØB -</p> <p>Z-1 23</p> <p>Z-2 -</p>
<p>CEI no. 170.157</p> <p>O.E.M. Ref 1523102</p> <p>Tube/Tube Ø 50/53 mm 59 mm</p>	 <p>Models B - F - FB - FH - FL - FM - G - N - NL - NH Ponte Intermedio / Intermediate Axle EV87 Ponte Posteriore / Rear Axle EV80 - EV80B</p>	<p>Misure / Sizes</p> <p>L 1097 mm</p> <p>ØA 53,5 mm</p> <p>ØB -</p> <p>Z-1 17</p> <p>Z-2 -</p>
<p>CEI no. 170.159</p> <p>O.E.M. Ref 1524182</p> <p>Tube/Tube Ø 50/53 mm</p>	 <p>Models B - F - FB - FH - FL - FM - G - N - NL - NH Ponte Intermedio / Intermediate Axle EV87 Ponte Posteriore / Rear Axle EV80 - EV80B</p>	<p>Misure / Sizes</p> <p>L 949,5 mm</p> <p>ØA 53,5 mm</p> <p>ØB -</p> <p>Z-1 17</p> <p>Z-2 -</p>
<p>CEI no. 170.161</p> <p>O.E.M. Ref 1523103</p> <p>Tube/Tube Ø 49/50 mm 53 mm</p>	 <p>Models B - F - FB - FH - FL - FM - G - N - NH - NL Ponte Intermedio / Intermediate Axle EV87 Ponte Posteriore / Rear Axle EV80 - EV80B</p>	<p>Misure / Sizes</p> <p>L 1069 mm</p> <p>ØA 53,5 mm</p> <p>ØB -</p> <p>Z-1 17</p> <p>Z-2 -</p>
<p>CEI no. 170.163</p> <p>O.E.M. Ref 1524183</p> <p>Tube/Tube Ø 53,1 49 mm</p>	 <p>Models B - F - FB - FH - FL - FM - G - N - NH - NL Ponte Intermedio / Intermediate Axle EV87 Ponte Posteriore / Rear Axle EV80 - EV80B</p>	<p>Misure / Sizes</p> <p>L 1082 mm</p> <p>ØA 53,5 mm</p> <p>ØB -</p> <p>Z-1 17</p> <p>Z-2 -</p>

CEI no.
170.125

O.E.M. Ref
1069363
383775

Tube/Tube \varnothing 45,5
49,8/50 mm





Misure / Sizes

L	412 mm
$\varnothing A$	59,8 mm
$\varnothing B$	47,5 mm
Z-1	18
Z-2	18



Models **F - FH - FL - FM - N - NH - NL**
Ponte Intermedio / Intermediate Axle EV72 - EV87

All original equipment manufacturers' numbers, symbols, pictures, models and description used in this catalogue are for reference only, and it is not implied that any part listed is the product of these manufacturers.
Tutti i nostri particolari non sono originali ma con essi intercambiabili. I riferimenti originali, le figure, i modelli sono esposti a semplice titolo indicativo. La nostra produzione riporta il nostro marchio.




CEI no.		Oem Ref	L mm	Ø A mm	Ø B mm	Z 1	Z 2	Pag/Page
170.275	MERCEDES	944 353 0235	325	47,5	-	22	-	297
170.229	SCANIA	1528052	352	54,5	47,5	22	24	300
170.273	MERCEDES	942 353 0235	375	54,5	-	26	-	297
170.231	SCANIA	1528051	409	54,5	47,5	22	24	300
170.125	VOLVO	1069363	412	59,8	47,5	18	18	303
170.146	SCANIA	1379306	485	55	47,5	22	24	299
170.080	IVECO	7162304	811	34,5	-	18	-	296
170.159	VOLVO	1524182	949,5	53,5	-	17	-	302
170.219	RENAULT	50 10 319 632	952	61	-	34	-	298
170.221	VOLVO	8172096	964,5	59,5	-	46	-	301
170.105	VOLVO	1673055	997	59,8	-	23	-	301
170.096	VOLVO	1523100	1007	59,8	-	23	-	301
170.097	VOLVO	1523101	1045	59,8	-	23	-	301
170.220	RENAULT	50 10 319 631	1052	61	-	34	-	298
170.106	VOLVO	1673056	1054	59,8	-	23	-	302
170.222	VOLVO	8172097	1056,5	59,5	-	46	-	301
170.161	VOLVO	1523103	1069	53,5	-	17	-	302
170.163	VOLVO	1524183	1082	53,5	-	17	-	302
170.124	SCANIA	1368178	1083	59,5	59,5	24	24	299
170.230	SCANIA	1851412	1083	59	59	24	24	300
170.091	SCANIA	264311	1084	59,5	59,5	24	24	299


All original equipment manufacturers numbers, symbols, pictures, models and description used in this catalogue are for reference only, and it is not implied that any part listed is the product of these manufactures.
 Tutti i nostri particolari non sono originali ma con essi intercambiabili. I riferimenti originali, le figure, i modelli sono esposti a semplice titolo indicativo. La nostra produzione riporta il nostro marchio.



All original equipment manufacturers numbers, symbols, pictures, models and description used in this catalogue are for reference only, and it is not implied that any part listed is the product of these manufacturers.
Tutti i nostri particolari non sono originali ma con essi intercambiabili. I riferimenti originali, le figure, i modelli sono esposti a semplice titolo indicativo. La nostra produzione riporta il nostro marchio.



Note Tecniche
Technical Notes



Riduttori

Final Drive



CEI no.

128.055

O.E.M. Ref
42062797
42037971
42062798
2476601

COPERCHIO RIDUTTORE LATERALE / LATERAL PLANETARY COVER



Models **SERIE T**

Serie T: 180.24 - 180.26 - 190.30 - 190.35 - 190.38 - 260.26N - 260.26H - 330.26 - 330.30H
330.36.00

CEI no.

157.071

O.E.M. Ref
4459828

PLANETARIO Z 27 / PLANET GEAR 27 T



Models **SERIE T**

Serie T: 180.24 - 180.26 - 190.30 - 190.35 - 190.38 - 260.26N - 260.26H - 330.26 - 330.30H
330.36.00

CEI no.

157.072

O.E.M. Ref
42159023
4459829

SATELLITE CILINDRICO Z 15 / IDLE PINION 15 T



Models **SERIE T**

Serie T: 180.24 - 180.26 - 190.30 - 190.35 - 190.38 - 260.26N - 260.26H - 330.26 - 330.30H
330.36.00

CEI no.

175.060

O.E.M. Ref
42037489

MOZZO RUOTA (VUOTO) / HUB SUPPORT EMPTY



Models **SERIE T**

Serie T: 180.24 - 180.26 - 190.30 - 190.35 - 190.38 - 260.26N - 260.26H - 330.26 - 330.30H
330.36.00

CEI no.

190.114

O.E.M. Ref
2477919

PERNO SATELLITE / PLANETARY PIN



Models SERIE T

Serie T: 180.24 - 180.26 - 190.30 - 190.35 - 190.38 - 260.26N - 260.26H - 330.26 - 330.30H
330.36.00

CEI no.

150.089

O.E.M. Ref
42159025
4459831

MOZZO PORTACORONA / CARRIER HUB



Models SERIE T

Serie T: 180.24 - 180.26 - 190.30 - 190.35 - 190.38 - 260.26N - 260.26H - 330.26 - 330.30H
330.36.00

CEI no.

123.137

O.E.M. Ref
42159024
4459830

CORONA CILINDRICA / CROWN GEAR



Models SERIE T

Serie T: 180.24 - 180.26 - 190.30 - 190.35 - 190.38 - 260.26N - 260.26H - 330.26 - 330.30H
330.36.00

CEI no.

198.580

O.E.M. Ref
CEI 198580

MOZZO RUOTA COMPLETO / HUB SUPPORT ASSY



Componenti kit / Kit components

CEI no.	Q.tà / Q.ty
128.055	1
157.071	1
157.072	3
167.093	6
169.373	3
175.060	1
187.392	6
190.114	3

Models SERIE T

Serie T: 180.24 - 180.26 - 190.30 - 190.35 - 190.38 - 260.26N - 260.26H - 330.26 - 330.30H
330.36.00

CEI no.

128.055

O.E.M. Ref
42062797
42037971
42062798
2476601

COPERCHIO RIDUTTORE LATERALE / LATERAL PLANETARY COVER



Models **TRAKKER**

EuroTrakker: 190E/TT - 260E/TT - 330E/TT - 340E/TT - 380E/TT - 400E/TT - 410E/TT - 420E/TT
720E/TT

CEI no.

157.178

O.E.M. Ref
42064799

PLANETARIO Z 30 / PLANET GEAR 30 T



Models **TRAKKER**

EuroTrakker: 190E/TT - 260E/TT - 330E/TT - 340E/TT - 380E/TT - 400E/TT - 410E/TT - 420E/TT
720E/TT

CEI no.

157.179

O.E.M. Ref
42064798

SATELLITE CILINDRICO Z 17 / IDLE PINION 17 T



Models **TRAKKER**

EuroTrakker: 190E/TT - 260E/TT - 330E/TT - 340E/TT - 380E/TT - 400E/TT - 410E/TT - 420E/TT
720E/TT

CEI no.

175.189

O.E.M. Ref
42118227

MOZZO RUOTA (VUOTO) / HUB SUPPORT EMPTY



Models **TRAKKER**

EuroTrakker: 190E/TT - 260E/TT - 330E/TT - 340E/TT - 380E/TT - 400E/TT - 410E/TT - 420E/TT
720E/TT

All original equipment manufacturers numbers, symbols, models and description used in this catalogue are for reference only, and it is not implied that any part listed is the product of these manufacturers. Tutti i nostri particolari non sono originali ma con essi intercambiabili. I riferimenti originali, le figure, i modelli sono esposti a semplice titolo indicativo. La nostra produzione riporta il nostro marchio.

CEI no.

190.294

O.E.M. Ref
42064785

PERNO SATELLITE / PLANETARY PIN



Models **TRAKKER**

EuroTrakker: 190E/TT - 260E/TT - 330E/TT - 340E/TT - 380E/TT - 400E/TT - 410E/TT - 420E/TT
720E/TT

CEI no.

150.132

O.E.M. Ref
42101713

MOZZO PORTACORONA / CARRIER HUB



Models **TRAKKER**

EuroTrakker: 190E/TT - 260E/TT - 330E/TT - 340E/TT - 380E/TT - 400E/TT - 410E/TT - 420E/TT
720E/TT

CEI no.

123.207

O.E.M. Ref
42064800

CORONA CILINDRICA / CROWN GEAR



Models **TRAKKER**

EuroTrakker: 190E/TT - 260E/TT - 330E/TT - 340E/TT - 380E/TT - 400E/TT - 410E/TT - 420E/TT
720E/TT

CEI no.

198.785

O.E.M. Ref
CEI 198785

MOZZO RUOTA COMPLETO / HUB SUPPORT ASSY



Componenti kit / Kit components

Cei no.	Q.tà / Q.ty
128.055	1
157.178	1
157.179	3
167.093	6
169.373	3
175.189	1
187.392	6
190.294	3

Models **TRAKKER**

EuroTrakker: 190E/TT - 260E/TT - 330E/TT - 340E/TT - 380E/TT - 400E/TT - 410E/TT - 420E/TT


All original equipment manufacturers numbers, symbols, pictures, models and description used in this catalogue are for reference only, and it is not implied that any part listed is the product of these manufactures.
Tutti i nostri particolari non sono originali ma con essi intercambiabili. I riferimenti originali, le figure, i modelli sono esposti a semplice titolo indicativo. La nostra produzione riporta il nostro marchio.






**Cilindri Freno
e Frizione**

Brake and
Clutch Cylinders

**Pompe e Cilindri
Alzacabina**

Tilting Cab Pump
And Cylinders








MODELLI MODELS DUCATO Ducato/TT <i>Fino al / Up To 82</i>	POMPA FRENI BRAKE MAST. CYL.  280.471 9938829 Ø 22,20	CILINDRO RUOTE WHEEL CYLINDER  Ant / Front	Post / Rear  580.001 790616 Ø 22,20	POMPA FRIZ. CLUTCH MAST. CYL. 	CIL. DISINNESTO OPERATING CYL. 
DUCATO Nuovo Ducato B Nuovo Ducato D Ducato 4x4 <i>Fino al / Up To 82</i>	280.471 9938829 Ø 22,20		580.001 9940554 Ø 25,40		
DUCATO Nuovo Ducato B Nuovo Ducato D 18 Q	280.471 9938829 Ø 22,20		580.002 9940558 Ø 26,98		
DUCATO MAXI Turbo D. 18 Q <i>Dal 86 al 89</i>	580.011 7713643 Ø 25,40		580.002 9940558 Ø 26,98		
DUCATO / TALENTO DUCATO DUCATO NEW TALENTO	280.471 9938829 Ø 22,20	<i>Freni a Disco</i> <i>Brake discs</i>	280.354 9940554 Ø 25,40		






All original equipment manufacturers numbers, symbols, pictures, models and description used in this catalogue are for reference only, and it is not implied that any part listed is the product of these manufacturers.
Tutti i nostri particolari non sono originali ma con essi intercambiabili. I riferimenti originali, le figure, i modelli sono esposti a semplice titolo indicativo. La nostra produzione riporta il nostro marchio.

MODELLI MODELS	POMPA FRENI BRAKE MAST. CYL.	CILINDRO RUOTE WHEEL CYLINDER		POMPA FRIZ. CLUTCH MAST. CYL.	CIL. DISINNESTO OPERATING CYL.
					
		Ant / Front	Post / Rear		
Vecchia Gen. / Old Gen. OM Orsetto	280.477 4797844 Ø 25,40	280.114 4220643 Ø 25,40	280.132 4220639 Ø 22,22	280.134 4800161 Ø 19,05	280.127 4191164 Ø 19,05
Vecchia Gen. / Old Gen. OM Cerbiatto		280.114 4220643 Ø 25,40	280.132 4220639 Ø 22,22		
Vecchia Gen. / Old Gen. OM Lupetto	280.038 4190631 Ø 31,75	280.114 4220643 Ø 25,40	280.132 4220639 Ø 22,22	280.215 4270737 Ø 19,05	280.127 4191164 Ø 19,05
Vecchia Gen. / Old Gen. OM Leoncino	280.036 4190175 Ø 31,75	280.114 4220643 Ø 25,40	280.114 4220643 Ø 25,40	280.215 4270737 Ø 19,05	280.127 4191164 Ø 19,05
Vecchia Gen. / Old Gen. OM Daino	280.478 4765078 Ø 25,40	280.114 4220643 Ø 25,40	280.114 4220643 Ø 25,40	280.215 4270737 Ø 19,05	280.127 4191164 Ø 19,05
Vecchia Gen. / Old Gen. OM Tigrotto	280.033 4132133 Ø 31,75	280.128 4220641 Ø 28,57	280.128 4220641 Ø 28,57	280.215 4270737 Ø 19,05	280.127 4191164 Ø 19,05
Vecchia Gen. / Old Gen. 35 - 40 NC	280.477 4797844 Ø 25,40	280.133 4276036 Ø 27	280.132 4220639 Ø 22,22	280.134 4800161 Ø 19,05	280.130 4311345 Ø 19,05
Vecchia Gen. / Old Gen. 50 - 55 NC	280.478 4765078 Ø 25,40	280.133 4276036 Ø 27	280.132 4220639 Ø 22,22	280.129 4797845 Ø 19,05	280.130 4311345 Ø 19,05
280.478 Con pipetta 580.072 senza pipetta	580.072 4723798 Ø 25,40				
Vecchia Gen. / Old Gen. 65 - 70 NC	280.478 4765078 Ø 25,40	280.114 4220643 Ø 25,40	280.114 4220643 Ø 25,40	280.129 4797845 Ø 19,05	280.127 4191164 Ø 19,05
280.478 Con pipetta 580.072 senza pipetta	580.072 4723798 Ø 25,40				
Vecchia Gen. / Old Gen. OM 80 - 90	580.062 4762814 Ø 44,45	280.184 4296247 Ø 31,75	280.184 4296247 Ø 31,75	280.129 4797845 Ø 31,75	280.313 4259694 Ø 19,05






All original equipment manufacturer's numbers, symbols, pictures, models and description used in this catalogue are for reference only, and it is not implied that any part listed is the product of these manufacturers. Tutti i nostri particolari non sono originali ma essi intercambiabili. I riferimenti sono esposti a semplice titolo indicativo. La nostra produzione riporta il nostro marchio.

MODELLI MODELS	POMPA FRENI BRAKE MAST. CYL.	CILINDRO RUOTE WHEEL CYLINDER		POMPA FRIZ. CLUTCH MAST. CYL.	CIL. DISINNESTO OPERATING CYL.
					
Vecchia Gen. / Old Gen. 80 NC/NR	580.062 4762814 Ø 44,45	280.184 4296247 Ø 31,75	280.184 4296247 Ø 31,75	280.054 4285102 Ø 31,75	280.125 4295958 Ø 19,05
					280.127 4191164 Ø 19,05
Vecchia Gen. / Old Gen. 90 NC	580.062 4762814 Ø 44,45	280.184 4296247 Ø 31,75	280.184 4296247 Ø 31,75	280.054 4285102 Ø 31,75	280.125 4295958 Ø 19,05
Vecchia Gen. / Old Gen. 90 PC 4X4	580.062 4762814 Ø 44,45	280.352 4291065 Ø 27,00	280.352 4291065 Ø 27,00	580.055 4292543 Ø 31,75	580.048 4271838 Ø 31,75
Vecchia Gen. / Old Gen. 100 EC	580.062 4762814 Ø 44,45	280.060 4317214 Ø 50,80	280.061 4317215 Ø 50,80	280.054 4285102 Ø 31,75	280.125 4295958 Ø 19,05
Vecchia Gen. / Old Gen. OM 100	580.062 4762814 Ø 44,45	280.026 4067826 Ø 44,45	580.041 4212449 Ø 50,80	580.043 4219866 Ø 31,75	580.048 4271838 Ø 31,75
Vecchia Gen. / Old Gen. 100 - 110 NC	580.062 4762814 Ø 44,45	580.057 4294681 Ø 50,80	580.057 4294681 Ø 50,80	580.043 4219866 Ø 31,75	580.048 4271838 Ø 31,75
Con Cabina Ribaltabile With Tilting Cab	580.062 4762814 Ø 44,45	580.057 4294681 Ø 50,80	280.061 4317215 Ø 50,80	580.043 4219866 Ø 31,75	580.048 4271838 Ø 31,75
Vecchia Gen. / Old Gen. OM 120	580.062 4762814 Ø 44,45			580.043 4219866 Ø 31,75	580.048 4271838 Ø 31,75
Vecchia Gen. / Old Gen. 130 NC	580.062 4762814 Ø 44,45	580.057 4294681 Ø 50,80	580.057 4294681 Ø 50,80	580.121 4657683 Ø 31,75	580.049 4271840 Ø 31,75
Con Cabina Ribaltabile With Tilting Cab	580.062 4762814 Ø 44,45	580.057 4294681 Ø 50,80	280.061 4317215 Ø 50,80	280.206 61590154 Ø 31,75	580.048 4271838 Ø 31,75
Vecchia Gen. / Old Gen. 160 NC				580.055 4292543 Ø 31,75	245.001 4626601 ServoFrizione / Booster
Vecchia Gen. / Old Gen. 180 NC				580.055 4292543 Ø 31,75	245.002 4652888 ServoFrizione / Booster






All original equipment manufacturers' numbers, symbols, pictures, models and description used in this catalogue are for reference only, and it is not implied that any part listed is the product of these manufacturers. Tutti i nostri particolari non sono originali ma con essi intercambiabili. I riferimenti originali, le figure, i modelli sono esposti a semplice titolo indicativo. La nostra produzione riporta il nostro marchio.

MODELLI MODELS	POMPA FRENI BRAKE MAST. CYL.	CILINDRO RUOTE WHEEL CYLINDER		POMPA FRIZ. CLUTCH MAST. CYL.	CIL. DISINNESTO OPERATING CYL.
		 Ant / Front	 Post / Rear		
Vecchia Gen. / Old Gen. 616 N/N1	280.032 4121823 Ø 25,40	280.131 4122369 Ø 28,57	280.131 4122369 Ø 28,57	280.204 4208251 Ø 19,05	280.130 4311345 Ø 19,05
Vecchia Gen. / Old Gen. 616 N2	280.052 4277623 Ø 31,75	280.131 4122369 Ø 28,57	280.131 4122369 Ø 28,57	280.204 4208251 Ø 19,05	280.130 4311345 Ø 19,05
Vecchia Gen. / Old Gen. 616 N3/N4	280.051 4277619 Ø 31,75	280.131 4122369 Ø 28,57	280.131 4122369 Ø 28,57	280.204 4208251 Ø 19,05	280.130 4311345 Ø 19,05
Vecchia Gen. / Old Gen. 619				580.055 4292543 Ø 31,75	245.003 8954868 ServoFrizione / Booster
Vecchia Gen. / Old Gen. 625 N1/N2	280.044 4220811 Ø 31,75	280.351 4122667 Ø 31,75	280.305 4122669 Ø 28,57	280.306 4291923 Ø 19,05	280.130 4311345 Ø 19,05
Vecchia Gen. / Old Gen. 625 N3	280.122 4254480 Ø 25,40	280.114 4220643 Ø 25,40	280.307 4254725 Ø 25,40	280.306 4291923 Ø 19,05	280.130 4311345 Ø 19,05
Vecchia Gen. / Old Gen. 639 N3 - 642 N	280.120 4091297 Ø 38,10	280.119 862109 Ø 38,10	280.119 862109 Ø 38,10		
Vecchia Gen. / Old Gen. 643 N/N1	280.063 4334676	280.029 4071472 Ø 50,80	280.030 4073205 Ø 57,15		
Vecchia Gen. / Old Gen. 645 N - 650 N	580.062 4762814 Ø 44,45	280.023 983637 Ø 38,10	280.023 983637 Ø 38,10	580.043 4219866 Ø 31,75	580.048 4271838 Ø 31,75
Vecchia Gen. / Old Gen. 645 N1 - 650 N1	580.062 4762814 Ø 44,45	280.031 4102475 Ø 38,10	280.031 4102475 Ø 38,10	580.043 4219866 Ø 31,75	580.048 4271838 Ø 31,75
Vecchia Gen. / Old Gen. 645 - 650 N2/N3	580.062 4762814 Ø 44,45	280.039 4203195 Ø 44,45	280.026 4067826 Ø 44,45	580.043 4219866 Ø 31,75	580.048 4271838 Ø 31,75
Vecchia Gen. / Old Gen. 650 E/E1	580.062 4762814 Ø 44,45	280.031 4102475 Ø 38,10	280.031 4102475 Ø 38,10	280.309 4075358 Ø 19,05	280.310 4189133 Ø 19,05
Vecchia Gen. / Old Gen. 655 N/N1	580.062 4762814 Ø 44,45	580.041 4212449 Ø 50,80	580.041 4212449 Ø 50,80	580.043 4219866 Ø 31,75	580.048 4271838 Ø 31,75






All original equipment manufacturer's numbers, symbols, pictures, models and description used in this catalogue are for reference only, and it is not implied that any part listed is the product of these manufactures. Tutti i nostri particolari non sono originali ma con essi intercambiabili. I riferimenti originali, le figure, i modelli sono esposti a semplice titolo indicativo. La nostra produzione riporta il nostro marchio.

MODELLI MODELS	POMPA FRENI BRAKE MAST. CYL.	CILINDRO RUOTE WHEEL CYLINDER		POMPA FRIZ. CLUTCH MAST. CYL.	CIL. DISINNESTO OPERATING CYL.
					
		Ant / Front	Post / Rear		
Vecchia Gen. / Old Gen. 662 N	580.062 4762814 Ø 44,45	580.041 4212449 Ø 50,80	580.041 4212449 Ø 50,80	280.309 4075358 Ø 19,05	280.310 4189133 Ø 19,05
Vecchia Gen. / Old Gen. 662 N2/N3	580.062 4762814 Ø 44,45	580.041 4212449 Ø 50,80	580.041 4212449 Ø 50,80	580.043 4219866 Ø 31,75	580.048 4271838 Ø 31,75
Vecchia Gen. / Old Gen. 672	580.062 4762814 Ø 44,45	580.041 4212449 Ø 50,80	580.041 4212449 Ø 50,80	580.121 4657683 Ø 31,75	580.048 4271838 Ø 31,75
Vecchia Gen. / Old Gen. 673	580.062 4762814 Ø 44,45	580.041 4212449 Ø 50,80	580.041 4212449 Ø 50,80	580.121 4657683 Ø 31,75	580.049 4271840 Ø 31,75
Vecchia Gen. / Old Gen. 684 - 697				580.055 4292543 Ø 31,75	245.002 4652888 <i>ServoFrizione / Booster</i>
DAILY 28.8 - 30.8 - 30.10 - 32.8 - 35.8 - 35.10 - 35.12	280.437 9989017 Ø 20,64 <i>2 Fori / 2 Holes</i>	<i>Freni a Disco</i> <i>Brake discs</i>	280.301 8121576 Ø 15,87 Ponte FIAT / FIAT Axle		
TURBODAILY 35.10 - 35.12 - 40.10	280.437 9989017 Ø 20,64 <i>2 Fori / 2 Holes</i>	<i>Freni a Disco</i> <i>Brake discs</i>	585.231 93160540 Ø 19,05 Ponte FIAT / FIAT Axle		
DAILY - TURBODAILY 35.8 - 35.10 - 40.8 40.10		<i>Freni a Disco</i> <i>Brake discs</i>	280.311 8121575 Ø 17,46 Ponte SALISBURY / SALISBURY Axle		
DAILY - TURBODAILY 35.8 - 35.10 - 45.10 49.10 - 49.12	280.472 CEI Ø 25,40 <i>Quadrata a 4 Fori</i>	<i>Freni a Disco</i> <i>Brake discs</i>	280.357 93155720 Ø 20,64 Ponte FIAT / FIAT Axle		
NEWDAILY (96) 35.8 - 35.10 - 35.12 49.10 - 49.12 <i>Dal 96 - From 96</i>	580.093 2991743 Ex 42530542	<i>Freni a Disco</i> <i>Brake discs</i>	<i>Freni a Disco</i> <i>Brake discs</i>		
DAILY C/S Series 35C9 - 35C11 35C13 - 35C15	580.093 2991743	<i>Freni a Disco</i> <i>Brake discs</i>	<i>Freni a Disco</i> <i>Brake discs</i>		



All original equipment manufacturers numbers, symbols, pictures, models and description used in this catalogue are for reference only, and it is not implied that any part listed is the product of these manufacturers. Tutti i nostri particolari non sono originali ma con essi intercambiabili. I riferimenti originali, le figure, i modelli sono esposti a semplice titolo indicativo. La nostra produzione riporta il nostro marchio.

MODELLI MODELS	POMPA FRENI BRAKE MAST. CYL.	CILINDRO RUOTE WHEEL CYLINDER		POMPA FRIZ. CLUTCH MAST. CYL.	CIL. DISINNESTO OPERATING CYL.
					
		Ant / Front	Post / Rear		
TURBODAILY 59.12 - 59.11	280.605 98434065 Codice Pompa Completa	<i>Freni a Disco</i> <i>Brake discs</i>		280.604 98452387 Ø 23,81	
DAILY C 50C11 - 50C13 - 50C15	280.606 500374416 504042984 Codice Pompa Completa	<i>Freni a Disco</i> <i>Brake discs</i>		<i>Freni a Disco</i> <i>Brake discs</i>	
DAILY C 65C13 - 65C15	280.607 500359653 504042895 Codice Pompa Completa	<i>Freni a Disco</i> <i>Brake discs</i>		<i>Freni a Disco</i> <i>Brake discs</i>	
Serie Z 50.8 - 50.10	280.478 4765078 Ø 25,40	280.114 4220643 Ø 25,40	280.312 4712856 Ø 23,81	280.129 4797845 Ø 19,05	280.358 4848576 Ø 19,05
280.478 Con pipetta 580.072 senza pipetta	580.072 4723798 Ø 25,40				
Serie Z 50.9	280.355 4797846 Ø 29,80	280.133 4276036 Ø 27,00	280.312 4712856 Ø 23,81	280.129 4797845 Ø 19,05	280.358 4848576 Ø 19,05
Serie Z 55.8 - 55.9 55.10	280.478 4765078 Ø 25,40	280.133 4276036 Ø 27,00	280.312 4712856 Ø 23,81	280.134 4800161 Ø 19,05	280.130 4311345 Ø 19,05
280.478 Con pipetta 580.072 senza pipetta	580.072 4723798 Ø 25,40				
Serie Z 60.8 - 60.10 Fino al / Up to 83	280.478 4765078 Ø 25,40	280.133 4276036 Ø 27,00	280.312 4712856 Ø 23,81	280.129 4797845 Ø 19,05	280.130 4311345 Ø 19,05
280.478 Con pipetta 580.072 senza pipetta	580.072 4723798 Ø 25,40				
Serie Z 60.8 - 60.10 Dal / From 83	280.478 4765078 Ø 25,40	280.114 4220643 Ø 25,40	280.312 4712856 Ø 23,81	280.129 4797845 Ø 19,05	280.358 4848576 Ø 19,05
280.478 Con pipetta 580.072 senza pipetta	580.072 4723798 Ø 25,40				



All original equipment manufacturer's numbers, symbols, pictures, models and description used in this catalogue are for reference only, and it is not implied that any part listed is the product of these manufacturers. Tutti i nostri particolari non sono originali ma con essi intercambiabili. I riferimenti originali, le figure, i modelli sono esposti a semplice titolo indicativo. La nostra produzione riporta il nostro marchio.

MODELLI MODELS	POMPA FRENI BRAKE MAST. CYL.	CILINDRO RUOTE WHEEL CYLINDER		POMPA FRIZ. CLUTCH MAST. CYL.	CIL. DISINNESTO OPERATING CYL.
					
		Ant / Front	Post / Rear		
Serie Z 60.11 - 65.9 65.10 - 65.12 109.14	280.478 4765078 Ø 25,40 580.072 4723798 Ø 25,40	280.114 4220643 Ø 25,40	280.114 4220643 Ø 25,40	280.129 4797845 Ø 19,05	280.127 4191164 Ø 19,05
<i>280.478 Con pipetta</i> <i>580.072 senza pipetta</i>					
Serie Z TURBO 65.9 - 65.11 65.12	280.359 4797843 Ø 25,40	280.114 4220643 Ø 25,40	280.114 4220643 Ø 25,40	280.129 4797845 Ø 19,05	280.358 4848576 Ø 19,05
Serie Z TURBO 65.12 Dal / From 85	280.478 4765078 Ø 25,40	<i>Freni a Disco</i> <i>Brake discs</i>	280.312 4712856 Ø 23,81	280.129 4797845 Ø 19,05	280.358 4848576 Ø 19,05
<i>280.478 Con pipetta</i> <i>580.072 senza pipetta</i>	580.072 4723798 Ø 25,40				
Serie Z 70.10 - 75.10	280.478 4765078 Ø 25,40	280.114 4220643 Ø 25,40	280.114 4220643 Ø 25,40	280.129 4797845 Ø 19,05	280.127 4191164 Ø 19,05
<i>280.478 Con pipetta</i> <i>580.072 senza pipetta</i>	580.072 4723798 Ø 25,40				
Serie Z 79.10 - 79.13	280.478 4765078 Ø 25,40	580.273 4744164 Ø 27,00	580.273 4744164 Ø 27,00	280.129 4797845 Ø 19,05	280.127 4191164 Ø 19,05
<i>280.478 Con pipetta</i> <i>580.072 senza pipetta</i>	580.072 4723798 Ø 25,40				
Serie Z 79.12 1a gen. / 1st gen.	280.355 4797846 Ø 29,80	580.273 4744164 Ø 27,00	580.273 4744164 Ø 27,00	280.129 4797845 Ø 19,05	280.358 4848576 Ø 19,05
Serie Z 79.14 1a gen. / 1st gen.	280.356 4758288 Ø 38,10	580.273 4744164 Ø 27,00	580.273 4744164 Ø 27,00	280.129 4797845 Ø 19,05	280.127 4191164 Ø 19,05
Serie Z 79.12 - 79.14 2a gen. / 2nd gen.	280.356 4758288 Ø 38,10	<i>Freni a Disco</i> <i>Brake discs</i>	580.273 4744164 Ø 27,00	280.129 4797845 Ø 19,05	280.358 4848576 Ø 19,05





All original equipment manufacturers numbers, symbols, pictures and description used in this catalogue are for reference only, and it is not implied that any part listed is the product of these manufacturers. Tutti i nostri particolari non sono originali ma con essi intercambiabili. I riferimenti originali, le figure, i modelli sono esposti a semplice titolo indicativo. La nostra produzione riporta il nostro marchio.

MODELLI <i>MODELS</i>	POMPA FRENI <i>BRAKE MAST. CYL.</i>	CILINDRO RUOTE <i>WHEEL CYLINDER</i>		POMPA FRIZ. <i>CLUTCH MAST. CYL.</i>	CIL. DISINNESTO <i>OPERATING CYL.</i>
					
		Ant / Front	Post / Rear		
Serie Z 79.12 - 79.14 Ultimo Tipo / Latest	280.360 4804131 Ø 28,57	<i>Freni a Disco</i> <i>Brake discs</i>		280.129 4797845 Ø 19,05	280.358 4848576 Ø 19,05
	280.361 4804132 Ø 27,00				
Serie Z 80.13 - 90.13 100.13	580.062 4762814 Ø 44,45	280.060 4317214 Ø 50,80	280.184 4296247 Ø 31,75	280.129 4797845 Ø 19,05	280.127 4191164 Ø 19,05
Serie Z 80.14	580.062 4762814 Ø 44,45	280.124 4837192 Ø 44,45	280.123 4837195 Ø 31,75	580.055 4292543 Ø 31,75	580.048 4271838 Ø 31,75
Serie Z 80.16	580.062 4762814 Ø 44,45	280.124 4837192 Ø 44,45	4837194	580.055 4292543 Ø 31,75	580.048 4271838 Ø 31,75
Serie Z 95.14 - 109.14 Fino al / Up to 85	280.356 4758288 Ø 38,10	42493387	280.362 8193387 Ø 28,57	280.129 4797845 Ø 19,05	280.358 4848576 Ø 19,05
Serie Z 95.14 Dal / From 85	280.360 4804131 Ø 28,57	<i>Freni a Disco</i> <i>Brake discs</i>	280.362 8193387 Ø 28,57	280.129 4797845 Ø 19,05	280.358 4848576 Ø 19,05
Serie Z 109.14 Dal / From 85	280.361 4804132 Ø 27,00	<i>Freni a Disco</i> <i>Brake discs</i>	280.363 93155722 Ø 31,75	280.129 4797845 Ø 19,05	280.358 4848576 Ø 19,05
	580.017 4804129 Ø 31,75				
Serie M 110.14	580.062 4762814 Ø 44,45	580.057 4294681 Ø 50,80	280.061 4317215 Ø 50,80	280.206 61590154 Ø 31,75	580.048 4271838 Ø 31,75
Serie M 115.14 115.17		8190221	8190221	280.321 4774874 Ø 25,40	280.364 4777521 Ø 38,10
Serie M 120.13 120.14	580.062 4762814 Ø 44,45	280.059 4756967 Ø 50,80	280.059 4756967 Ø 50,80	280.206 61590154 Ø 31,75	580.048 4271838 Ø 31,75






All original equipment manufacturer's numbers, symbols, pictures, models and description used in this catalogue are for reference only, and it is not implied that any part listed is the product of these manufactures. Tutti i nostri particolari non sono originali ma con essi intercambiabili. I riferimenti sono esposti a semplice titolo indicativo. La nostra produzione riporta il nostro marchio.

MODELLI MODELS	POMPA FRENI BRAKE MAST. CYL.	CILINDRO RUOTE WHEEL CYLINDER		POMPA FRIZ. CLUTCH MAST. CYL.	CIL. DISINNESTO OPERATING CYL.
		Ant / Front 	Post / Rear 		
Serie M 135.14 135.17		8190221	8190221	280.321 4774874 Ø 25,40	280.364 4777521 Ø 38,10
Serie M 140.14 150.14	580.062 4762814 Ø 44,45	280.314 4756968 Ø 57,15	280.314 4756968 Ø 57,15	280.206 61590154 Ø 31,75	580.049 4271840 Ø 31,75
Serie M 140.20	580.062 4762814 Ø 44,45	280.314 4756968 Ø 57,15	280.314 4756968 Ø 57,15	280.206 61590154 Ø 31,75	245.012 61596333 ServoFrizione / Booster
Serie M 145.17		8190221	8190221	280.321 4774874 Ø 25,40	280.364 4777521 Ø 38,10
Serie M 150.16 - 150.17 Fino al / Up to 78	580.062 4762814 Ø 44,45	280.314 4756968 Ø 57,15	280.314 4756968 Ø 57,15	280.321 4774874 Ø 25,40	ServoFrizione / Booster
Serie M 150.17 Dal / From 78	580.062 4762814 Ø 44,45	280.314 4756968 Ø 57,15	280.314 4756968 Ø 57,15	280.206 61590154 Ø 31,75	ServoFrizione / Booster
Serie M 150.20	580.062 4762814 Ø 44,45	280.314 4756968 Ø 57,15	280.314 4756968 Ø 57,15	280.206 61590154 Ø 31,75	580.049 4271840 Ø 31,75
Serie M 159.17 159.20				280.206 61590154 Ø 31,75	580.049 4271840 Ø 31,75
Serie T 170.26 170.33				580.055 4292543 Ø 31,75	245.004 4724724 ServoFrizione / Booster
Serie T 175.17 175.24				280.321 4774874 Ø 25,40	280.364 4777521 Ø 38,10
Serie T 170.xx 190.xx				4726714 Ø 25,40	ServoFrizione / Booster

All original equipment manufacturers numbers, symbols, pictures, models and description used in this catalogue are for reference only, and it is not implied that any part listed is the product of these manufactures.
Tutti i nostri particolari non sono originali ma con essi intercambiabili. I riferimenti originali, le figure, i modelli sono esposti a semplice titolo indicativo. La nostra produzione riporta il nostro marchio.

MODELLI <i>MODELS</i> TURBOSTAR / TECH 190.xx - 240.xx 260.xx	POMPA FRENI <i>BRAKE MAST. CYL.</i> 	CILINDRO RUOTE <i>WHEEL CYLINDER</i>  Ant / Front Post / Rear		POMPA FRIZ. <i>CLUTCH MAST. CYL.</i>  4726714 Ø 25,40	CIL. DISINNESTO <i>OPERATING CYL.</i>  <i>ServoFrizione / Booster</i>
				580.055 4292543 Ø 31,75	<i>ServoFrizione / Booster</i>
EUROCARGO 60E - 65E 75E	580.018 4817854 Ø 33,33	<i>Freni a Disco</i> <i>Brake discs</i>	<i>Freni a Disco</i> <i>Brake discs</i>	580.013 4853409 Ø 25,40	580.007 4854828 Ø 38,10
				580.122 8604136 Ø 25,40	
EUROCARGO 75E - 80E - 95E 100E	580.017 4804129 Ø 31,75	<i>Freni a Disco</i> <i>Brake discs</i>	<i>Freni a Disco</i> <i>Brake discs</i>	580.013 4853409 Ø 25,40 580.012 4853408 Ø 31,75	580.007 4854828 Ø 38,10
EUROCARGO 120/130/135E 150/170/180E 260/280E		<i>Freni a Disco</i> <i>Brake discs</i>	<i>Freni a Disco</i> <i>Brake discs</i>	580.013 4853409 Ø 25,40 580.012 4853408 Ø 31,75	580.007 4854828 Ø 38,10

All original equipment manufacturer's numbers, symbols, pictures, models and description used in this catalogue are for reference only, and it is not implied that any part listed is the product of these manufacturers.
 Tutti i nostri particolari non sono originali ma con essi intercambiabili. I riferimenti originali, le figure, i modelli sono esposti a semplice titolo indicativo. La nostra produzione riporta il nostro marchio.

MODELLI MODELS	POMPA FRENI BRAKE MAST. CYL.	CILINDRO RUOTE WHEEL CYLINDER		POMPA FRIZ. CLUTCH MAST. CYL.	CIL. DISINNESTO OPERATING CYL.
					
		Ant / Front	Post / Rear		
BUS 308 - 308L	580.062 4762814 Ø 44,45	580.057 4294681 Ø 50,80	280.058 4299803 Ø 50,80	280.042 4217815 Ø 31,75	245.001 4626601 ServoFrizione / Booster
		580.041 4212449 Ø 50,80	280.024 4052082 Ø 50,80		
BUS 309	280.058 4299803 Ø 50,80	280.029 4071472 Ø 50,80	280.024 4052082 Ø 50,80	580.043 4219866 Ø 31,75	280.047 4271251 Ø 31,75
	280.063 4334676	280.058 4299803 Ø 50,80			
BUS 309 A	580.062 4762814 Ø 44,45	580.057 4294681 Ø 50,80	280.024 4052082 Ø 50,80	280.042 4217815 Ø 31,75	245.001 4626601 ServoFrizione / Booster
		580.041 4212449 Ø 25,40	280.058 4299803 Ø 50,80		
BUS 314	280.027 4071173 Ø 38,10	280.031 4102475 Ø 38,10	280.031 4102475 Ø 38,10	580.043 4219866 Ø 31,75	245.001 4626601 ServoFrizione / Booster
BUS 314/2	580.062 4762814 Ø 44,45	280.039 4203195 Ø 44,45	280.026 4067826 Ø 44,45	580.043 4219866 Ø 31,75	4146275
BUS 314/3	580.062 4762814 Ø 44,45	280.056 4294671 Ø 44,45	280.026 4067826 Ø 44,45	580.043 4219866 Ø 31,75	4146275
BUS 343				280.042 4217815 Ø 31,75	245.001 4626601 ServoFrizione / Booster
BUS 370Sxx	580.062 4762814 Ø 44,45	280.059 4756967 Ø 50,80	280.316 4695490 Ø 50,80	580.055 4292543 Ø 31,75	245.006 4761467 ServoFrizione / Booster

All original equipment manufacturers numbers, symbols, pictures, models and description used in this catalogue are for reference only, and it is not implied that any part listed is the product of these manufacturers.
Tutti i nostri particolari non sono originali ma con essi intercambiabili. I riferimenti originali, le figure, i modelli sono esposti a semplice titolo indicativo. La nostra produzione riporta il nostro marchio.

CEI no.
280.317

O.E.M. Ref
4792417
4792418
4717095

CORRETTORE DI FRENATA / BRAKE COMPENSATOR



Models Old Generation, Daily and Z Series

50 NC - 55 NC - 80 NC - 90 NC


28.8 - 30.8 - 30.10 - 35.8 - 35.10 - 35.12 - 40.8 - 49.10 - 59.12 - 65.12

79.10 - 79.12 - 79.14

CEI no.
280.608

O.E.M. Ref
4859829

CORRETTORE DI FRENATA / BRAKE COMPENSATOR



Models CARGO

EuroCargo 75E12 - 75E14 - 75E15 - 80E15 - 80E15H - 80E18 - 80E21

EuroCargo 100E15 - 100E18 - 100E21

CEI no.
198.709

O.E.M. Ref
9981242
2992235

KIT REVISIONE SERVOFRIZIONE / SERVOCLUTCH REPAIR KIT



Models OLD Series, T Series, TURBOSTAR, TURBOTECH

300 PC/PT - 619 T1/N1 - 160.26 - 170.33/35 - 190.26/30 - 240.30

TurboStar / Tech 190.30 - 190.32 - 190.36 - 190.42 - 240.36

CEI no.

580.080

O.E.M. Ref

002 295 1307

000 295 7607

Ø 23,81

CILINDRO DISINNESTO FRIZIONE / CLUTCH OPERATING CYLINDER



Models **TRANSPORTER T 1**

207 - 208 - 209 - 210 - 307 - 308 - 309 - 310

408 - 409 - 410 - 507 - 508 - 509 - 510

CEI no.

580.077

O.E.M. Ref

001 295 6006

001 295 2906

000 295 6806

Ø 23,81

CILINDRO DISINNESTO FRIZIONE / CLUTCH OPERATING CYLINDER



Models **NG, MK**

Telai / Chassis 380÷395 NG / 615÷624 MK Series

CEI no.

580.079

O.E.M. Ref

002 295 0407

001 295 8807

001 295 5307

Ø 38,10

CILINDRO DISINNESTO FRIZIONE / CLUTCH OPERATING CYLINDER



Models **NG, MK**

Telai / Chassis 380÷395 NG / 615÷624 MK Series


CEI no.

580.082

O.E.M. Ref
50 10 056 380

Ø 23,81

POMPA FRIZIONE / CLUTCH MASTER CYLINDER



Models CIG Series, MIS Series and "G" Manager

C/G 200 - 210 - 220 - 230 - 260 - 270 - 280 - 290 - 300 - 320 - 330 - 340

M/S 130 - 140 - 150 - 160 - 170 - 200 - 230 - 250

"G" MANAGER

CEI no.

580.083

O.E.M. Ref
50 10 136 472

Ø 23,81

POMPA FRIZIONE / CLUTCH MASTER CYLINDER



Models G Series, MIS Series and "G" Manager

G 200 - 220 - 210 - 270 - 340

M/S 130 - 140 - 150 - 160 - 170 - 200 - 230 - 250

"G" MANAGER

CEI no.

580.084

O.E.M. Ref
50 00 785 430
50 00 791 104

Ø 25,40

POMPA FRIZIONE / CLUTCH MASTER CYLINDER



Models CIG - GBH / TBH - GRH / TRH - "R" Series

C/G 260/290 - GBH/TBH 260/280/340 - GRH/TRH 280/305

"R" Fino al / Up to 1992 & Dal / From 1993

CEI no.

280.159

O.E.M. Ref

1620462

1614351

1581209

Ø 28,57

POMPA FRIZIONE / CLUTCH MASTER CYLINDER



Vecchio Tipo
Old Type

Models

F10 - F12 - FL7 - FL10 - FL12 - NL10 - NL12

Bus B10B - B10M - B12

CEI no.

198.204

O.E.M. Ref

273660

Vecchio Tipo
Old Type

SERIE DI RIPARAZIONE / REPAIR KIT



Vecchio Tipo
Old Type

Models

F10 - F12 - FL7 - FL10 - FL12 - NL10 - NL12

Bus B10B - B10M - B12

CEI no.

198.977

O.E.M. Ref

1669488

Nuovo Tipo
New Type

POMPA FRIZIONE / CLUTCH MASTER CYLINDER



Nuovo Tipo
New Type

Models

F10 - F12 - FL7 - FL10 - FL12 - NL10 - NL12

Bus B10B - B10M - B12

CEI no.

198.739

O.E.M. Ref

271106

Nuovo Tipo
New Type

SERIE DI RIPARAZIONE / REPAIR KIT



Figura Non Disponibile
Picture not available

Nuovo Tipo
New Type

Models

F10 - F12 - FL7 - FL10 - FL12 - NL10 - NL12

Bus B10B - B10M - B12

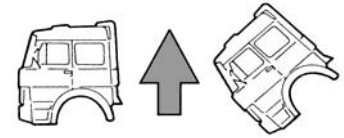
All original equipment manufacturers numbers, symbols, pictures, models and description used in this catalogue are for reference only, and it is not implied that any part listed is the product of these manufactures. Tutti i nostri particolari non sono originali ma con essi intercambiabili. I riferimenti originali, le figure, i modelli sono esposti a semplice titolo indicativo. La nostra produzione riporta il nostro marchio.

CEI no.

581.004

O.E.M. Ref
2994022
1908861
4774766
42085725
42108358
42108357

POMPA ALZACABINA / TILTING CAB PUMP



Models T Series, TURBO

175.17 - 175.24

TurboStar / Tech 190.26 - 190.32 - 190.36 - 190.48 - 240.36 - 260.48

CEI no.

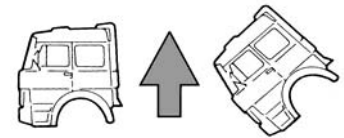
581.026

O.E.M. Ref
42108541

POMPA ALZACABINA / TILTING CAB PUMP



Figura non disponibile
Picture not available



Models TURBO

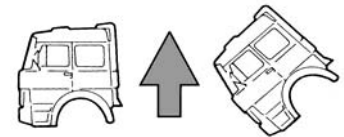
TurboStar / Tech 190.36 - 190.42 - 190.48 - 240.36 - 240.48 - 260.36 - 260.48

CEI no.

581.000

O.E.M. Ref
42558828
1908460
4854244

POMPA ALZACABINA / TILTING CAB PUMP



Models CARGO

EuroCargo 60E/TT - 65E/TT - 75E/TT - 80E/TT - 10E/TT - 120E/TT

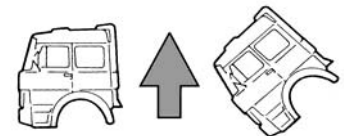
EuroCargo 130E/TT - 150E/TT - 170E/TT - 260E/TT - 320E/TT

CEI no.

581.001

O.E.M. Ref
500316981
99458298
504184573

POMPA ALZACABINA / TILTING CAB PUMP



Models CARGO Tector

EuroCargo TECTOR 75E/TT - 100E/TT - 120E/TT - 130E/TT

EuroCargo TECTOR 150E/TT - 180E/TT - 260E/TT

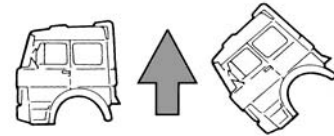
CEI no.

581.002

O.E.M. Ref
98455864
8160173

Vecchio Tipo
Old Type

POMPA ALZACABINA / TILTING CAB PUMP



Models STAR, TECH and TRAKKER

EuroTech 180E/TT - 190E/TT - 240E/TT - 325E/TT - 400E/TT - 440E/TT

EuroStar 190E/TT - 240E/TT - 440E/TT

EuroTrakker 190E/TT - 260E/TT - 330E/T - 340E/TT - 380E/TT - 400E/TT - 440E/TT - 720E/TT

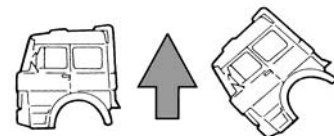
CEI no.

581.003

O.E.M. Ref
99458304
500001693
98478156

Nuovo Tipo
New Type

POMPA ALZACABINA / TILTING CAB PUMP



Models STAR, TECH, TRAKKER & New CURSOR

EuroTech & CURSOR 180E/TT - 190E/TT - 240E/TT - 325E/TT - 400E/TT - 440E/TT

EuroStar & CURSOR 190E/TT - 240E/TT - 440E/TT

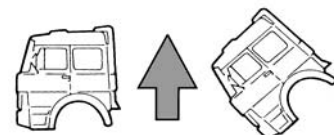
EuroTrakker & CURSOR 190E/TT - 260E/TT - 330E/T - 340E/TT - 380E/TT - 400E/TT - 440E/TT - 720E/TT

CEI no.

582.002

O.E.M. Ref
42108356

CILINDRO ALZACABINA / TILTING CAB CYLINDER



Models TURBO

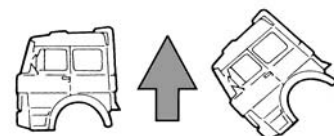
TurboStar 190.36 - 190.42 - 190.48 - 240.36 - 240.48 - 260.36 - 260.48

CEI no.

582.002

O.E.M. Ref
42108356

CILINDRO ALZACABINA / TILTING CAB CYLINDER



Models TURBO

TurboStar 190.42 (MATAIRCO Type)

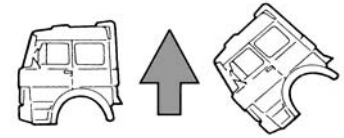
All original equipment manufacturers' numbers, symbols, pictures, models and description used in this catalogue are for reference only, and it is not implied that any part listed is the product of these manufacturers. Tutti i nostri particolari non sono originali ma con essi intercambiabili. I riferimenti originali, le figure, i modelli sono esposti a semplice titolo indicativo. La nostra produzione riporta il nostro marchio.

CEI no.

582.000

O.E.M. Ref
42088264

CILINDRO ALZACABINA / TILTING CAB CYLINDER



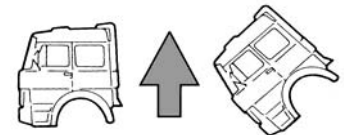
Models **TURBO**
TurboStar 190.42

CEI no.

582.001

O.E.M. Ref
42108342
42070996

CILINDRO ALZACABINA / TILTING CAB CYLINDER



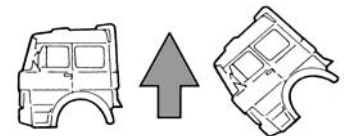
Models **TURBO**
TurboTech 190.26 - 190.36 - 240.26 - 240.36

CEI no.

582.003

O.E.M. Ref
98427951
4853525
504172828

CILINDRO ALZACABINA / TILTING CAB CYLINDER



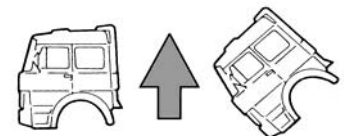
Models **CARGO, CARGO Tector**
EuroCargo 60E/TT - 65E/TT - 75E/TT - 80E/TT - 10E/TT - 120E/TT
EuroCargo 130E/TT - 150E/TT - 170E/TT - 260E/TT - 320E/TT

CEI no.

582.012

O.E.M. Ref
500370651

CILINDRO ALZACABINA / TILTING CAB CYLINDER



Models **TRAKKER, STRALIS**
TRAKKER 180T27 - 190T27/35 - 260T31/33/35/36/38/41/44/45/48/50
STRALIS 190S27/30/31/33/35/36/40/42/45 - 260S27/30/31/33/35/36/40/42/45/48
360S36/42/45 - 440S31/33/35/36/40/42/43/45/48

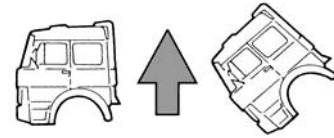
All original equipment manufacturer's numbers, symbols, pictures, models and description used in this catalogue are for reference only, and it is not implied that any part listed is the product of these manufacturers. Tutti i nostri particolari non sono originali ma con essi intercambiabili. I riferimenti originali, le figure, i modelli sono esposti a semplice titolo indicativo. La nostra produzione riporta il nostro marchio.

CEI no.

582.004

O.E.M. Ref
504062817
500337311
41031479
41030419

CILINDRO ALZACABINA / TILTING CAB CYLINDER



Models STAR, TECH, TRAKKER & New CURSOR, STRALIS

EuroTech & CURSOR 180E/TT - 190E/TT - 240E/TT - 325E/TT - 400E/TT - 440E/TT

EuroStar & CURSOR 190E/TT - 240E/TT - 440E/TT

EuroTrakker & CURSOR 190E/TT - 260E/TT - 330E/T - 340E/TT - 380E/TT - 400E/TT - 440E/TT - 720E/TT

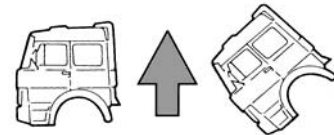
Stralis 190S40 - 190S43 - 440S40 - 440E43

CEI no.

582.013

O.E.M. Ref
504065532
500368557

CILINDRO ALZACABINA / TILTING CAB CYLINDER



Models STAR, TECH, TRAKKER, CURSOR, STRALIS

EuroTech & CURSOR 180E/TT - 190E/TT - 240E/TT - 400E/TT - 440E/TT

EuroStar & CURSOR 190E/TT - 260E/TT - 440E/TT

EuroTrakker & CURSOR 180E/TT - 190E/TT - 260E/TT - 340E/TT - 380E/TT - 400E/TT - 440E/TT - 720E/TT

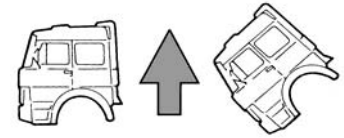
Stralis 190S40/43/45 - 440S40/42/43/45

CEI no.

581.012

O.E.M. Ref
372858

POMPA ALZACABINA / TILTING CAB PUMP



Models NEW Range
F95

CEI no.

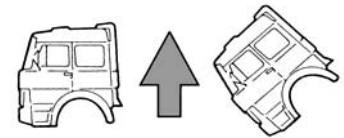
581.013

O.E.M. Ref
1315942

POMPA ALZACABINA / TILTING CAB PUMP



Figura non disponibile
Picture not available



Models NEW Range
F95 (Ultimi Tipi / Latest Type)
95XF

CEI no.

582.005

O.E.M. Ref
1346200
1308300

CILINDRO ALZACABINA / TILTING CAB CYLINDER

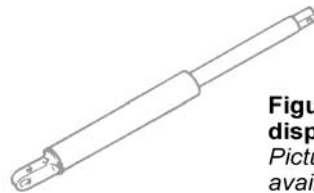
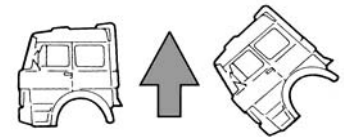


Figura non disponibile
Picture not available



Models NEW Range
F95 (Ultimi Tipi / Latest Type)
95XF

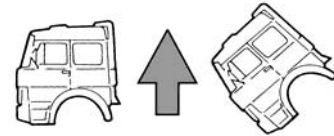
All original equipment manufacturer's numbers, symbols, pictures, models and description used in this catalogue are for reference only, and it is not implied that any part listed is the product of these manufactures. Tutti i nostri particolari non sono originali ma con essi intercambiabili. I riferimenti originali, le figure, i modelli sono esposti a semplice titolo indicativo. La nostra produzione riporta il nostro marchio.

CEI no.

581.007

O.E.M. Ref
000 553 7901

POMPA ALZACABINA / TILTING CAB PUMP



Models NG, MK and SK

NG 1413-1424-1613-1617-1619-1624-1626-1632-1919-1926-1932-2226-2232-2626-2632
Chassis 380-383-385-387-393.xxx

MK 1222-1225-1228-1417-1419-1425-1428-1442-1614-1617-1619-1620-1625-1628-2222-
2225-2228 Chassis 615-616-617-619.xxx

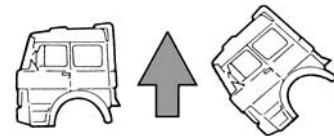
SK 1720-1722-1726-1733-1834-1922-1927-2024-2420-2422-2524-2527-2531-2534-2538-
2544-3238 Chassis 650-651-652-653-654-655.xxx

CEI no.

581.008

O.E.M. Ref
001 553 3301

POMPA ALZACABINA / TILTING CAB PUMP



Models ACTROS

ACTROS 1831-1835-1840-1843-1853-1857-2031-2040-2531-2535-2631-2640-2643-2648-
2657-3331-3340-3343-3348-3353-3357 Chassis 950-952-953-954.xxx

CEI no.

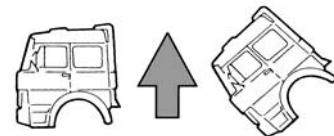
581.035

O.E.M. Ref
000 553 9901

POMPA ALZACABINA / TILTING CAB PUMP



**Figura non
disponibile
Picture not
available**



Models ACTROS

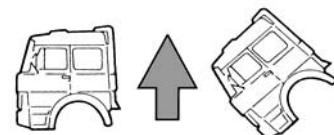
ACTROS 1831-1835-1840-1843-1853-1857-2031-2040-2531-2535-2631-2640-2643-2648-
2657-3331-3340-3343-3348-3353-3357 Chassis 950-952-953-954.xxx

CEI no.

581.036

O.E.M. Ref
001 553 3801

POMPA ALZACABINA / TILTING CAB PUMP



Models ACTROS MPII

ACTROS 1831-1835-1840-1843-1853-1857-2031-2040-2531-2535-2631-2640-2643-2648-
2657-3331-3340-3343-3348-3353-3357 Chassis 930-932-933-934..xxx

All original equipment manufacturers numbers, symbols, pictures, models and description used in this catalogue are for reference only, and it is not implied that any part listed is the product of these manufacturers. Tutti i nostri particolari non sono originali ma con essi intercambiabili. I riferimenti originali, le figure, i modelli sono esposti a semplice titolo indicativo. La nostra produzione riporta il nostro marchio.

CEI no.

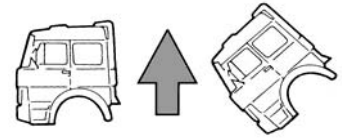
581.037

O.E.M. Ref
001 553 4001

POMPA ALZACABINA / TILTING CAB PUMP



Figura non
disponibile
Picture not
available



Models **ACTROS MPII**

ACTROS 1831-1835-1840-1843-1853-1857-2031-2040-2531-2535-2631-2640-2643-2648-
2657-3331-3340-3343-3348-3353-3357 Chassis 930-932-933-934-.xxx

CEI no.

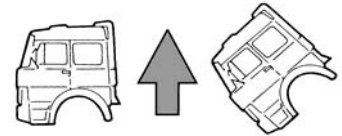
581.038

O.E.M. Ref
001 553 4101

POMPA ALZACABINA / TILTING CAB PUMP



Figura non
disponibile
Picture not
available



Models **ACTROS MPII**

ACTROS 1831-1835-1840-1843-1853-1857-2031-2040-2531-2535-2631-2640-2643-2648-
2657-3331-3340-3343-3348-3353-3357 Chassis 930-932-933-934-.xxx

CEI no.

581.040

O.E.M. Ref

81 41723 6114

81 41723 6103

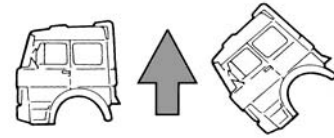
81 41723 6059

81 41723 9114

POMPA ALZACABINA / TILTING CAB PUMP



**Figura non
disponibile**
*Picture not
available*



Models L2000 - M2000 - F2000 - F90

Exx - Fxx - Lxx - Mxx - T

CEI no.

581.039

O.E.M. Ref

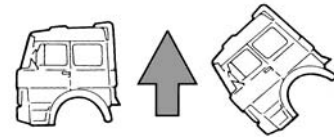
81 41723 6044

81 41723 6020

POMPA ALZACABINA / TILTING CAB PUMP



**Figura non
disponibile**
*Picture not
available*



Models TGA

Hxx

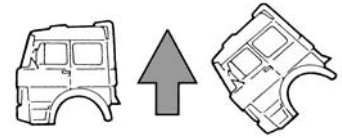
All original equipment manufacturers' numbers, symbols, pictures, models and description used in this catalogue are for reference only, and it is not implied that any part listed is the product of these manufacturers.
Tutti i nostri particolari non sono originali ma con essi intercambiabili. I riferimenti originali, le figure, i modelli sono esposti a semplice titolo indicativo. La nostra produzione riporta il nostro marchio.

CEI no.

581.009

O.E.M. Ref
50 01 858 305
50 01 858 304
50 10 224 940

POMPA ALZACABINA / TILTING CAB PUMP



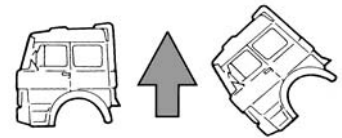
Models MIS, "G" & "R" Series, MAXTER, MAGNUM
M/S Series, Midliner
"G" and "R" Series - MAXTER - MAGNUM (AE Series)

CEI no.

581.010

O.E.M. Ref
50 10 224 942

POMPA ALZACABINA / TILTING CAB PUMP



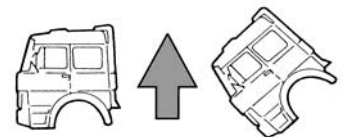
Models MAGNUM
MAGNUM (AE Series)
Assistenza al Ribaltamento / Aux. Tilting Support Device

CEI no.

581.018

O.E.M. Ref
50 10 316 438

POMPA ALZACABINA / TILTING CAB PUMP



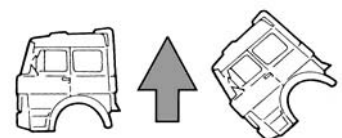
Models KERAX
KERAX Dal / Since 2000 Al / To 2002
Assistenza al Ribaltamento / Aux. Tilting Support Device

CEI no.

581.019

O.E.M. Ref
50 10 316 404

POMPA ALZACABINA / TILTING CAB PUMP



Models PREMIUM
PREMIUM
Assistenza al Ribaltamento / Aux. Tilting Support Device

All original equipment manufacturer's numbers, symbols, pictures, models and description used in this catalogue are for reference only, and it is not implied that any part listed is the product of these manufacturers. Tutti i nostri particolari non sono originali ma con essi intercambiabili. I riferimenti originali, le figure, i modelli sono esposti a semplice titolo indicativo. La nostra produzione riporta il nostro marchio.

CEI no.

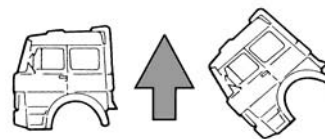
581.034

O.E.M. Ref

50 01 871 488

50 10 460 042

POMPA ALZACABINA / TILTING CAB PUMP



Models PREMIUM - MAGNUM

PREMIUM - MAGNUM AE Series

Assistenza al Ribaltamento / Aux. Tilting Support Device

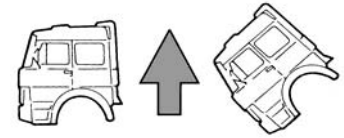
All original equipment manufacturers numbers, symbols, pictures, models and description used in this catalogue are for reference only, and it is not implied that any part listed is the product of these manufactures.
Tutti i nostri particolari non sono originali ma con essi intercambiabili. I riferimenti originali, le figure, i modelli sono esposti a semplice titolo indicativo. La nostra produzione riporta il nostro marchio.

CEI no.

581.005

O.E.M. Ref
1378531

POMPA ALZACABINA / TILTING CAB PUMP



Models 2 Series and 3 Series

G/P/R 92 - G/P/R 112 - G/P/R 142

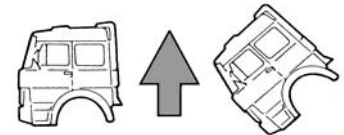
G/P/R 93 - G/P/R 113 - G/P/R 143

CEI no.

581.006

O.E.M. Ref
1378527
368926
575153

POMPA ALZACABINA / TILTING CAB PUMP



Models 3 Series

G/P/R 93 - G/P/R 113 - G/P/R 143

Sospensione Pneumatica / Pneumatic Suspension

CEI no.

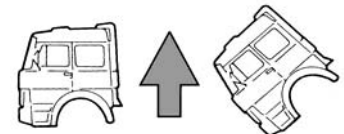
581.014

O.E.M. Ref
1314653

POMPA ALZACABINA / TILTING CAB PUMP



**Figura non
disponibile
Picture not
available**



Models 3 Series

G/P/R 93 - G/P/R 113 - G/P/R 143

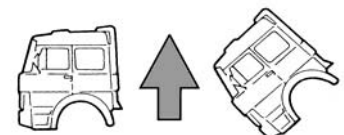
Serie STREAMLINE (Guida Sinistra / Left Drive)

CEI no.

581.015

O.E.M. Ref
1375497
1349010

POMPA ALZACABINA / TILTING CAB PUMP



Models 4 Series

C/G/L/P/R 94 - 114 - 124 - 144 - 164

Guida Sinistra / Left Drive

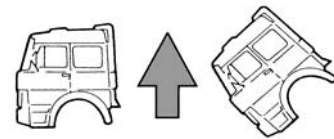
All original equipment manufacturer's numbers, symbols, pictures, models and description used in this catalogue are for reference only, and it is not implied that any part listed is the product of these manufacturers. Tutti i nostri particolari non sono originali ma con essi intercambiabili. I riferimenti originali, le figure, i modelli sono esposti a semplice titolo indicativo. La nostra produzione riporta il nostro marchio.

CEI no.

581.022

O.E.M. Ref
1539332
1392592

POMPA ALZACABINA / TILTING CAB PUMP



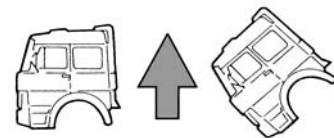
Models 4 Series, P-G-R-T Series

CEI no.

581.023

O.E.M. Ref
1549741

POMPA ALZACABINA / TILTING CAB PUMP



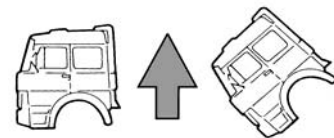
Models 4 Series, P-G-R-T Series

CEI no.

581.024

O.E.M. Ref
1549740
1534976
1422640

POMPA ALZACABINA / TILTING CAB PUMP



Models 4 Series, P-G-R-T Series

CEI no.

582.007

O.E.M. Ref
1517325
1466507

CILINDRO ALZACABINA / TILTING CAB CYLINDER

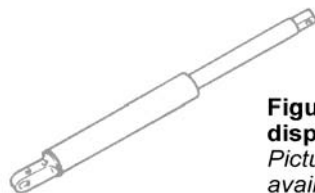
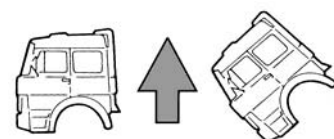


Figura non
disponibile
Picture not
available



Models 4 Series

C/G/L/P/R 94 - 114 - 124 - 144 - 164

Cabina Tipo CP / CP Cab Type

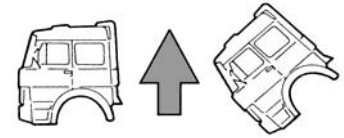
All original equipment manufacturers numbers, symbols, models and description used in this catalogue are for reference only, and it is not implied that any part listed is the product of these manufacturers. Tutti i nostri particolari non sono originali ma con essi intercambiabili. I riferimenti originali, le figure, i modelli sono esposti a semplice titolo indicativo. La nostra produzione riporta il nostro marchio.

CEI no.

582.020

O.E.M. Ref
1549739
1720926
1511921

CILINDRO ALZACABINA / TILTING CAB CYLINDER



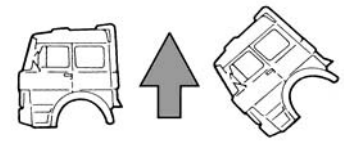
Models **4 Series, P-G-R-T Series**

CEI no.

582.021

O.E.M. Ref
1549738
1517324

CILINDRO ALZACABINA / TILTING CAB CYLINDER



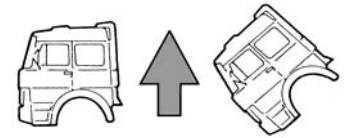
Models **4 Series, P-G-R-T Series**

CEI no.

582.017

O.E.M. Ref
1720924
1477878

CILINDRO ALZACABINA / TILTING CAB CYLINDER



Models **P-G-R-T Series**

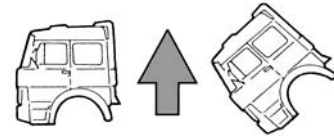
All original equipment manufacturer's numbers, symbols, pictures, models and description used in this catalogue are for reference only, and it is not implied that any part listed is the product of these manufacturers. Tutti i nostri particolari non sono originali ma con essi intercambiabili. I riferimenti originali, le figure, i modelli sono esposti a semplice titolo indicativo. La nostra produzione riporta il nostro marchio.

CEI no.

581.011

O.E.M. Ref
3943330

POMPA ALZACABINA / TILTING CAB PUMP



Models F and FL Series

F10 - F12 - F16

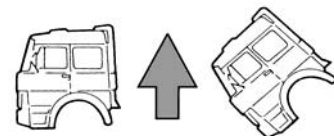
FL7 - FL10 - FL12

CEI no.

581.016

O.E.M. Ref
1075296

POMPA ALZACABINA / TILTING CAB PUMP



Models FH and FM Series

FH12 - FH16 - FM7 - FM10 - FM12

Guida Sinistra / Left Drive

CEI no.

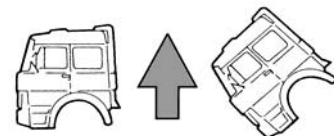
581.017

O.E.M. Ref
3171648

POMPA ALZACABINA / TILTING CAB PUMP



**Figura non
disponibile**
Picture not
available



Models FH and FM Series

FH12 - FH16 - FM7 - FM10 - FM12

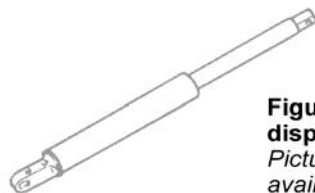
Sollevamento Elettrico Cabina - Electronic Cab Tilting System

CEI no.

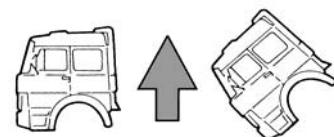
582.008

O.E.M. Ref
20452326

CILINDRO ALZACABINA / TILTING CAB CYLINDER



**Figura non
disponibile**
Picture not
available



Models FH

FH12 - FH16

O.E.M. no.	CEI no.	Pag.	O.E.M. no.	CEI no.	Pag.	O.E.M. no.	CEI no.	Pag.
<i>Adattabile a / Suitable to :</i>			03.088.34.08.0	215.047	133	243716	123.215	222
ACERBI SMB			03.088.34.08.7	215.047	133	264354	133.084	274
449412	584.001	128	03.088.34.09.0	215.111	131	298355	123.214	222
449418	215.108	128	03.088.34.09.7	215.111	131	316340	133.071	274
449418	215.108	128	03.088.34.10.0	215.131	133	372858	581.012	333
449437	584.000	127	03.088.34.10.7	215.131	133	397808	196.259	182
M069018	215.045	127	03.088.35.01.0	215.052	129	608921	133.068	274
M069018	215.045	127	03.088.35.01.7	215.052	129	608924	284.011	242
M069018	215.045	127	03.088.35.03.0	215.044	129	609057	133.079	274
<i>Adattabile a / Suitable to :</i>			03.088.35.05.0	215.044	129	728821	196.259	182
ASTRA			03.088.35.05.7	215.044	129	1207713	196.260	181
48160	123.150	221	05.092.90.04.0	584.004	133	1209568	196.261	181
49301	123.142	221	05.092.90.05.0	584.004	133	1235569	284.023	243
49302	196.155	179	05.092.90.06.0	584.035	129	1236598	196.259	182
103261	133.084	273	05.092.90.07.0	584.005	129	1248017	196.304	181
103265	133.080	273	05.092.90.08.0	584.035	129	1249198	196.286	182
103269	133.091	273	05.092.90.09.0	584.005	129	1258761	133.079	274
110478	196.127	179	05.092.90.10.0	584.004	133	1288220	284.038	243
117920	196.251	180	09.801.02.75.0	584.001	130	1288231	284.076	244
956676	123.142	221	09.801.02.75.0	584.001	131	1288233	133.191	275
958521	196.253	180	09.801.02.75.0	584.001	132	1288235	284.074	243
<i>Adattabile a / Suitable to :</i>			09.801.02.75.0	584.001	133	1288242	284.075	243
B.P.W.			09.801.02.93.0	584.004	133	1298157	284.024	242
02.331.70.80.0	583.057	129	09.801.06.21.0	584.001	130	1307716	196.305	181
02.331.70.80.0	583.057	130	09.801.06.21.0	584.001	131	1308300	582.005	333
02.331.70.80.0	583.057	131	09.801.06.21.0	584.001	132	1313871	123.214	222
02.331.70.80.0	583.057	132	09.801.06.21.0	584.001	133	1314029	196.286	182
02.331.70.80.0	583.057	133	09.801.06.35.0	584.004	133	1314188	123.255	222
03.088.34.01.0	215.109	130	09.801.06.43.0	584.004	133	1315942	581.013	333
03.088.34.01.7	215.109	130	09.801.06.44.0	584.035	129	1323765	284.038	243
03.088.34.02.0	215.034	132	09.801.06.45.0	584.005	129	1333196	196.387	182
03.088.34.03.0	215.110	130	09.801.06.95.0	584.035	129	1346200	582.005	333
03.088.34.03.7	215.110	130	09.801.06.96.0	584.005	129	1364376	284.076	244
03.088.34.04.0	215.035	131	09.801.07.09.0	584.004	133	1400069	215.097	49
03.088.34.04.7	215.035	131	K003965	584.004	133	1400163	215.093	47
03.088.34.06.0	215.034	132	K003966	584.005	129	1400273	215.095	48
03.088.34.06.7	215.034	132	<i>Adattabile a / Suitable to :</i>			1400284	215.098	49
03.088.34.07.0	215.165	132	DAF			1403758	215.094	47
03.088.34.07.1	215.165	132	102203	284.021	242	1404560	284.037	244
03.088.34.07.7	215.165	132	102204	284.009	242	1408252	215.093	47
			240593	123.213	222	1408253	215.094	47
						1408254	215.095	48
						1408670	215.093	47

Date

2010 / 2011

Table

Index

O.E.M. References

O.E.M. no.	CEI no.	Pag.	O.E.M. no.	CEI no.	Pag.	O.E.M. no.	CEI no.	Pag.
1408671	215.094	47	PAK5513	215.023	46	8-97168-631-1	215.139	43
1408672	215.095	48	PAK7404	215.023	46	8-97168-632-1	215.140	43
1435479	133.138	275				8-97168-633-0	<i>584.065</i>	43
1435557	284.038	243				8-97168-633-0	<i>584.065</i>	44
1435591	<i>133.137</i>	274	<i>Adattabile a / Suitable to :</i>			8-97168-634-0	<i>584.066</i>	43
1436901	584.028	47	FORD			8-97168-634-0	<i>584.066</i>	45
1436901	584.028	48	6172906	215.012	52	8-97226-103-0	<i>584.063</i>	42
1439324	584.000	50				8-97329-264-0	<i>584.063</i>	42
1439324	584.000	51	<i>Adattabile a / Suitable to :</i>			8-97329-266-0	<i>584.065</i>	43
1440504	584.051	49	ISUZU			8-97329-266-0	<i>584.065</i>	44
1442512	196.433	182	97015887	215.137	42	8-97368-980-0	<i>584.063</i>	42
1458779	<i>196.388</i>	183	97031007	215.138	42	8-97371-876-0	215.187	44
1606305	<i>123.305</i>	223	97078409	<i>584.063</i>	42	8-97371-877-0	<i>215.186</i>	44
1617343	584.000	50	97094710	<i>584.064</i>	42	8-97377-522-0	<i>584.065</i>	43
1617343	584.000	51	97168631	215.139	43	8-97377-522-0	<i>584.065</i>	44
1626241	<i>196.389</i>	183	97168632	215.140	43	8-97378-446-0	<i>584.066</i>	43
1628064	584.002	49	97168633	<i>584.065</i>	43	8-97378-446-0	<i>584.066</i>	45
1387439		50	97168633	<i>584.065</i>	44	8-97387-228-0	215.188	45
1640561		50	97168634	<i>584.066</i>	43	8-97387-229-0	215.187	44
1640922	284.076	244	97168634	<i>584.066</i>	45	8-98105-058-0	<i>215.186</i>	44
1726138	<i>215.150</i>	51	97329266	<i>584.065</i>	43			
1740904	284.076	244	97329266	<i>584.065</i>	44	<i>Adattabile a / Suitable to :</i>		
1779697	284.038	243	97371876	215.187	44	IVECO		
1783346	<i>215.151</i>	50	97371877	<i>215.186</i>	44	108712	<i>123.138</i>	216
1797053	584.000	50	97387228	215.188	45	519601	584.017	17
1797053	584.000	51	97387229	215.187	44	519601	584.017	21
1812563	<i>215.151</i>	50	897015857	215.137	42	519601	584.017	22
1812582	<i>215.150</i>	51	897031007	215.138	42	862109	<i>280.119</i>	317
AMPA014	215.096	48	897168631	215.139	43	876044	<i>133.073</i>	263
AMPA517	<i>284.037</i>	244	5867500800	<i>584.063</i>	42	878942	133.069	262
AMPA694	584.050	48	89716863201	215.140	43	980838	581.003	330
AMPB016	584.050	48	1K023323Z	<i>584.063</i>	42	983637	<i>280.023</i>	317
AMPB481	215.096	48	4106089TA2	<i>584.063</i>	42	1902301	584.031	5
AMPB860	215.096	48	4106089TA6	<i>584.063</i>	42	1902469	584.032	4
AMPB887	215.024	46	4106089TB9	<i>584.063</i>	42	1902469	584.032	6
AMPB889	215.023	46	4106089TC9	<i>584.063</i>	42	1902493	584.031	5
BBU8177	584.044	46	8-97015-887-0	215.137	42	1903236	210.155	145
BBU8178	584.044	46	8-97031-007-1	215.138	42	1903383	584.032	4
MAK2487	215.024	46	8-97078-409-1	<i>584.063</i>	42	1903383	584.032	6
MAK7529	215.023	46	8-97078-409-2	<i>584.063</i>	42	1903486	584.044	16
NJK2785	215.096	48	8-97078-409-3	<i>584.063</i>	42	1903488	584.012	5
PAK3545	215.023	46	8-97078-409-4	<i>584.063</i>	42	1903489	210.155	145
PAK3546	215.024	46	8-97094-710-0	<i>584.064</i>	42			

Date

2010 / 2011

Table

Index

References **O.E.M.**

O.E.M. no.	CEI no.	Pag.	O.E.M. no.	CEI no.	Pag.	O.E.M. no.	CEI no.	Pag.
1903651	583.041	33	1906353	584.058	24	1908231	583.003	29
1903651	583.041	34	1906401	584.014	6	1908231	583.003	32
1904528	198.610	4	1906401	584.014	7	1908407	583.006	6
1904529	198.611	5	1906401	584.014	9	1908407	583.006	7
1904531	198.609	4	1906401	584.014	18	1908407	583.006	8
1904532	198.608	16	1906402	584.017	17	1908407	583.006	16
1904692	<i>198.667</i>	6	1906402	584.017	21	1908407	583.006	18
1904693	198.668	15	1906402	584.017	22	1908407	583.006	21
1905986	133.067	264	1906403	210.158	146	1908407	583.006	22
1906026	584.044	16	1906416	584.017	17	1908407	583.006	23
1906038	584.013	4	1906416	584.017	21	1908460	581.000	329
1906039	584.012	5	1906416	584.017	22	1908577	198.730	21
1906040	584.032	4	1906427	584.046	15	1908578	198.731	23
1906040	584.032	6	1906429	584.012	5	1908614	215.016	32
1906042	210.155	145	1906438	215.031	33	1908729	215.016	32
1906043	584.034	20	1906439	584.000	33	1908772	215.020	6
1906043	584.034	23	1906439	584.000	34	1908773	215.022	7
1906049	584.044	16	1906439	584.000	35	1908792	215.020	6
1906062	584.032	4	1906456	584.019	32	1908793	215.022	7
1906062	584.032	6	1906459	584.019	32	1908861	581.004	329
1906070	584.044	16	1906461	215.031	33	2476601	128.055	308
1906151	210.156	145	1906462	583.010	21	2476601	128.055	310
1906155	584.031	5	1906462	583.010	23	2477919	190.114	309
1906157	584.011	5	1906466	215.060	27	2478287	170.055	296
1906158	584.013	4	1906467	584.028	27	2969532	133.084	269
1906159	584.012	5	1906468	583.009	27	2980217	133.082	269
1906170	584.018	26	1907526	198.731	23	2980490	133.080	269
1906170	584.018	29	1907527	198.731	23	2984515	133.084	269
1906172	210.155	145	1907528	198.730	21	2991646	215.056	11
1906183	584.033	15	1907529	198.730	21	2991648	215.055	8
1906191	584.019	32	1907530	198.731	23	2991667	584.010	11
1906206	584.031	5	1907568	198.669	26	2991667	584.010	12
1906207	584.011	5	1907569	198.670	29	2991667	584.010	13
1906227	584.034	20	1907631	215.016	32	2991743	580.093	318
1906227	584.034	23	1907725	198.730	21	2991753	215.055	8
1906243	584.032	4	1907726	198.731	23	2991759	584.034	20
1906243	584.032	6	1907765	198.665	20	2991759	584.034	23
1906264	584.033	15	1907942	583.001	20	2991854	583.012	11
1906297	584.016	20	1907942	583.001	23	2991854	583.012	12
1906297	584.016	23	1907956	583.002	26	2991979	215.016	32
1906345	584.044	16	1907956	583.002	29	2992235	198.709	325
1906350	210.155	145	1908179	215.152	24	2992271	215.061	28
1906351	210.156	145	1908231	583.003	26	2992291	215.062	30

All original equipment manufacturers numbers, symbols, pictures, models and description used in this catalogue are for reference only, and it is not implied that any part listed is the product of these manufactures.
Tutti i nostri particolari non sono originali ma con essi intercambiabili. I riferimenti originali, le figure, i modelli sono esposti a semplice titolo indicativo. La nostra produzione riporta il nostro marchio.

O.E.M. References

O.E.M. no.	CEI no.	Pag.	O.E.M. no.	CEI no.	Pag.	O.E.M. no.	CEI no.	Pag.
2992336	584.001	28	2994006	583.042	34	2996328	215.168	35
2992336	584.001	30	2994006	583.042	35	2996329	215.031	33
2992336	584.001	31	2994022	581.004	329	2996418	215.181	25
2992337	583.042	28	2994066	215.057	12	2996419	215.180	24
2992337	583.042	30	2994086	584.015	8	2996515	584.000	33
2992337	583.042	31	2995631	584.015	8	2996515	584.000	34
2992337	583.042	33	2995632	584.009	16	2996515	584.000	35
2992337	583.042	34	2995633	584.014	6	2996518	584.052	24
2992337	583.042	35	2995633	584.014	7	2996520	584.060	24
2992339	584.014	6	2995633	584.014	9	2996520	584.060	25
2992339	584.014	7	2995633	584.014	18	4021288	133.078	264
2992339	584.014	9	2995637	584.000	33	4052082	<i>280.024</i>	324
2992339	584.014	18	2995637	584.000	34	4067826	<i>280.026</i>	316
2992348	584.000	33	2995637	584.000	35	4067826	<i>280.026</i>	317
2992348	584.000	34	2995693	584.014	6	4067826	<i>280.026</i>	324
2992348	584.000	35	2995693	584.014	7	4071173	<i>280.027</i>	324
2992394	583.044	7	2995693	584.014	9	4071472	280.029	317
2992394	583.044	8	2995693	584.014	18	4071472	280.029	324
2992394	583.044	9	2995702	215.179	31	4073205	<i>280.030</i>	317
2992394	583.044	11	2995809	584.000	33	4075265	<i>280.120</i>	317
2992394	583.044	12	2995809	584.000	34	4075358	<i>280.309</i>	317
2992394	583.044	13	2995809	584.000	35	4075358	<i>280.309</i>	318
2992394	583.044	16	2995812	215.168	35	4091297	<i>280.120</i>	317
2992394	583.044	17	2995817	210.159	146	4102475	<i>280.031</i>	317
2992394	583.044	18	2995817	210.159	146	4102475	<i>280.031</i>	324
2992470	215.031	33	2995819	584.000	33	4111210	<i>280.063</i>	317
2992476	584.000	33	2995819	584.000	34	4111210	<i>280.063</i>	324
2992476	584.000	34	2995819	584.000	35	4121823	<i>280.032</i>	317
2992476	584.000	35	2995894	215.179	31	4122369	280.131	317
2992477	215.076	34	2995938	584.000	33	4122667	<i>280.351</i>	317
2992479	584.019	32	2995938	584.000	34	4122669	280.305	317
2992635	215.091	30	2995938	584.000	35	4132133	<i>280.033</i>	315
2992636	215.092	31	2996010	215.198	22	4146275		324
2992666	583.042	28	2996027	215.156	13	4161333	<i>280.215</i>	315
2992666	583.042	30	2996028	215.155	13	4166208	280.134	315
2992666	583.042	31	2996033	215.177	14	4166208	280.134	319
2992666	583.042	33	2996043	215.166	14	4189132	280.130	315
2992666	583.042	34	2996049	215.178	19	4189132	280.130	317
2992666	583.042	35	2996091	584.015	8	4189132	280.130	319
2994006	583.042	28	2996121	215.167	9	4189133	<i>280.310</i>	317
2994006	583.042	30	2996122	215.158	17	4189133	<i>280.310</i>	318
2994006	583.042	31	2996131	215.157	10	4190175	<i>280.036</i>	315
2994006	583.042	33	2996327	215.160	35	4190631	<i>280.038</i>	315

Date

2010 / 2011

Table

Index

References **O.E.M.**

O.E.M. no.	CEI no.	Pag.	O.E.M. no.	CEI no.	Pag.	O.E.M. no.	CEI no.	Pag.
4191164	280.127	315	4276036	280.133	319	4602143	123.080	216
4191164	280.127	316	4277619	<i>280.051</i>	317	4602203	123.081	216
4191164	280.127	320	4277623	<i>280.052</i>	317	4603795	123.082	217
4191164	280.127	321	4279804	123.140	217	4614631	284.010	235
4203195	<i>280.039</i>	317	4285097	<i>280.054</i>	316	4620151	133.074	263
4203195	<i>280.039</i>	324	4285102	<i>280.054</i>	316	4622384	133.076	263
4208251	<i>280.204</i>	317	4291065	<i>280.352</i>	316	4622384	133.076	270
4210961	<i>280.051</i>	317	4291534	<i>280.124</i>	321	4626601	<i>245.001</i>	316
4212449	<i>580.041</i>	316	4291542	<i>280.123</i>	321	4626601	<i>245.001</i>	324
4212449	<i>580.041</i>	317	4291923	<i>280.306</i>	317	4639052	284.010	235
4212449	<i>580.041</i>	318	4292543	580.055	316	4642213	284.010	235
4212449	<i>580.041</i>	324	4292543	580.055	317	4652888	<i>245.002</i>	316
4217083	280.129	315	4292543	580.055	318	4652888	<i>245.002</i>	318
4217083	280.129	319	4292543	580.055	321	4654213	133.069	262
4217083	280.129	320	4292543	580.055	322	4655173	<i>284.006</i>	234
4217083	280.129	321	4292543	580.055	323	4655182	133.068	262
4217815	<i>280.042</i>	324	4292543	580.055	324	4655182	133.068	265
4219866	580.043	316	4294671	<i>280.056</i>	324	4656057	<i>133.073</i>	263
4219866	580.043	317	4294681	580.057	316	4656461	133.069	262
4219866	580.043	318	4294681	580.057	321	4656653	133.072	262
4219866	580.043	324	4294681	580.057	324	4656683	133.074	263
4220639	280.132	315	4295958	<i>280.125</i>	316	4657683	580.121	316
4220641	<i>280.128</i>	315	4296247	280.184	315	4657683	580.121	318
4220643	280.114	315	4296247	280.184	316	4663672	<i>133.073</i>	263
4220643	280.114	317	4296247	280.184	321	4664726	<i>133.073</i>	263
4220643	280.114	319	4299803	<i>280.058</i>	324	4672046	<i>133.073</i>	263
4220643	280.114	320	4306678	280.314	322	4672334	123.142	219
4220811	<i>280.044</i>	317	4306986	<i>280.059</i>	321	4674084	133.078	264
4221492	<i>280.047</i>	324	4306986	<i>280.059</i>	324	4675624	133.068	262
4254480	<i>280.122</i>	317	4311345	280.130	315	4675624	133.068	265
4254725	<i>280.307</i>	317	4311345	280.130	317	4676888	133.069	262
4259694	<i>280.313</i>	315	4311345	280.130	319	4679190	133.071	262
4270737	<i>280.215</i>	315	4311628	280.317	325	4679190	133.071	266
4271251	<i>280.047</i>	324	4317214	<i>280.060</i>	316	4682902	284.010	235
4271838	580.048	316	4317214	<i>280.060</i>	321	4684735	<i>133.070</i>	262
4271838	580.048	317	4317215	280.061	316	4685815	<i>133.070</i>	262
4271838	580.048	318	4317215	280.061	321	4692272	139.497	232
4271838	580.048	321	4334676	<i>280.063</i>	317	4695490	<i>280.316</i>	324
4271840	<i>580.049</i>	316	4334676	<i>280.063</i>	324	4698110	284.009	238
4271840	<i>580.049</i>	318	4390495	284.011	234	4699030	196.127	166
4271840	<i>580.049</i>	322	4459828	157.071	308	4704106	123.141	217
4271840	<i>580.049</i>	322	4459829	157.072	308	4712856	280.312	319
4276036	280.133	315	4514424	<i>133.070</i>	262	4712856	280.312	320

All original equipment manufacturers numbers, symbols, pictures, models and description used in this catalogue are for reference only, and it is not implied that any part listed is the product of these manufactures.
Tutti i nostri particolari non sono originali ma con essi intercambiabili. I riferimenti originali, le figure, i modelli sono esposti a semplice titolo indicativo. La nostra produzione riporta il nostro marchio.

O.E.M. References

O.E.M. no.	CEI no.	Pag.	O.E.M. no.	CEI no.	Pag.	O.E.M. no.	CEI no.	Pag.
4717095	280.317	325	4792154	196.127	166	4853409	580.013	323
4718356	123.150	219	4792417	280.317	325	4853525	582.003	331
4720219	<i>280.059</i>	321	4792418	280.317	325	4854033	123.142	219
4720219	<i>280.059</i>	324	4797280	280.472	318	4854244	581.000	329
4720220	280.314	322	4797424	<i>196.191</i>	166	4854828	580.007	323
4723798	580.072	315	4797843	280.359	320	4856911	584.018	26
4723798	580.072	319	4797844	280.477	315	4856911	584.018	29
4723798	580.072	320	4797845	280.129	315	4856912	584.019	32
4724724	<i>245.004</i>	322	4797845	280.129	319	4859829	<i>280.608</i>	325
4726714		322	4797845	280.129	320	4862411	123.202	218
4726714		323	4797845	280.129	321	4890454	123.244	218
4732319	196.155	166	4797846	<i>280.355</i>	319	4892328	<i>196.293</i>	170
4738950	284.009	238	4797846	<i>280.355</i>	320	4892458	<i>196.292</i>	169
4744164	580.273	320	4800160	280.129	315	4896144	<i>196.294</i>	170
4744164	580.273	321	4800160	280.129	319	5938118	198.611	5
4745786	<i>196.178</i>	167	4800160	280.129	320	5952651	133.077	263
4756348	280.321	321	4800160	280.129	321	5953964	133.077	263
4756348	280.321	322	4800161	280.134	315	5969891	284.011	234
4756967	<i>280.059</i>	321	4800161	280.134	319	5978564	133.075	263
4756967	<i>280.059</i>	324	4803933	284.009	238	5982881	133.078	264
4756968	280.314	322	4804129	580.017	321	5985281	133.071	262
4758288	280.356	320	4804129	580.017	323	5985281	133.071	266
4758288	280.356	321	4804131	280.360	321	6782724	133.071	262
4761467	<i>245.006</i>	324	4804131	280.360	321	6782724	133.071	266
4762814	580.062	315	4804132	280.361	321	7162112	175.191	146
4762814	580.062	316	4804132	280.361	321	7162304	170.080	296
4762814	580.062	317	4805042	196.155	166	7165379	175.191	146
4762814	580.062	318	4817854	580.018	323	7170420	198.527	145
4762814	580.062	321	4819213	196.276	167	7172017	198.731	23
4762814	580.062	322	4837192	<i>280.124</i>	321	7173317	189.550	32
4762814	580.062	324	4837194		321	7180111	189.550	32
4765078	280.478	315	4837195	<i>280.123</i>	321	7180256	215.022	7
4765078	280.478	319	4845638	196.041	167	7182299	215.056	11
4765078	280.478	320	4846499	<i>196.268</i>	168	7182682	198.731	23
4769389	280.364	321	4846995	196.288	168	7183776	215.062	30
4769389	280.364	322	4846996	196.288	168	7183804	215.061	28
4774766	581.004	329	4846997	196.289	169	7184077	215.091	30
4774874	280.321	321	4848576	280.358	319	7184078	215.092	31
4774874	280.321	322	4848576	280.358	320	7184093	215.031	33
4777521	280.364	321	4848576	280.358	321	7184136	215.076	34
4777521	280.364	322	4852529	<i>196.287</i>	166	7185503	215.168	35
4779376	280.361	321	4852780	<i>123.243</i>	218	7186309	215.156	13
4786523	139.497	232	4853408	580.012	323	7186485	215.166	14

Date

2010 / 2011

Table

Index

References **O.E.M.**

O.E.M. no.	CEI no.	Pag.	O.E.M. no.	CEI no.	Pag.	O.E.M. no.	CEI no.	Pag.
7186848	215.178	19	8193387	280.362	321	42062797	128.055	310
7187541	215.179	31	8194527	280.357	318	42062798	128.055	308
7187711	215.061	28	8194583	133.085	270	42062798	128.055	310
7187712	215.062	30	8194583	133.085	272	42064785	190.294	311
7187713	215.091	30	8194600	284.022	237	42064798	157.179	310
7187714	215.092	31	8197741	133.105	265	42064799	157.178	310
7188080	215.155	13	8198583	133.084	269	42064800	123.207	311
7188210	215.177	14	8198933	583.011	4	42070996	582.001	331
7189265	215.180	24	8198933	583.011	15	42077882	284.009	238
7189456	215.181	25	8198941	580.273	320	42085725	581.004	329
7189475	215.160	35	8198941	580.273	321	42087410	284.013	239
7189476	215.168	35	8604136	580.122	323	42087410	284.013	240
7963999	584.011	5	8814032	123.138	216	42087542	284.023	239
7980525	280.311	318	8819718	123.139	217	42088264	582.000	331
7981058	133.076	263	8819789	123.083	216	42101713	150.132	311
7981058	133.076	270	8850750	196.299	173	42108342	582.001	331
7981059	133.076	263	8850751	196.298	173	42108356	582.002	330
7981059	133.076	270	8954868	245.003	317	42108357	581.004	329
7981263	133.074	263	9932698	284.011	234	42108358	581.004	329
7981354	210.155	145	9932706	133.076	263	42108541	581,026	329
7984278	280.363	321	9932706	133.076	270	42118227	175.189	310
7984508	133.071	262	9933491	133.074	263	42159023	157.072	308
7984508	133.071	266	9940082	584.031	5	42470835	584.015	8
8120185	133.071	262	9981242	198.709	325	42470836	215.055	8
8120185	133.071	266	9981618	133.072	262	42470841	584.010	11
8120965	133.074	263	9983345	284.010	235	42470841	584.010	12
8121104	280.363	321	9983470	280.311	318	42470841	584.010	13
8121432	584.032	4	9983471	280.301	318	42470841	584.010	13
8121432	584.032	6	9984261	284.011	234	42470842	215.020	6
8121575	280.311	318	9984268	133.067	264	42470846	584.014	6
8121576	280.301	318	9984381	133.067	264	42470846	584.014	7
8123128	280.312	319	9989017	280.437	318	42470846	584.014	9
8123128	280.312	320	41003136	139.504	232	42470846	584.014	18
8123580	280.357	318	41030419	582.004	332	42471034	215.057	12
8124270	210.155	145	41031479	582.004	332	42471111	215.022	7
8160173	581.002	330	41211278	584.000	33	42471150	215.058	18
8164488	139.504	232	41211278	584.000	34	42471155	215.055	8
8164927	139.504	232	41211278	584.000	35	42471214	215.059	16
8189379	139.490	232	42002125	284.009	238	42481507	133.082	269
8189384	139.490	232	42037489	175.060	308	42484713	133.080	269
8190221		321	42037971	128.055	308	42485180	133.081	269
8190221		322	42037971	128.055	310	42490052	133.085	270
8190925	284.022	237	42062797	128.055	308	42490052	133.085	272

All original equipment manufacturers numbers, symbols, pictures, models and description used in this catalogue are for reference only, and it is not implied that any part listed is the product of these manufactures.
Tutti i nostri particolari non sono originali ma con essi intercambiabili. I riferimenti originali, le figure, i modelli sono esposti a semplice titolo indicativo. La nostra produzione riporta il nostro marchio.

O.E.M. References

O.E.M. no.	CEI no.	Pag.	O.E.M. no.	CEI no.	Pag.	O.E.M. no.	CEI no.	Pag.
42491973	133.082	269	42536961	284.033	239	42548196	583.044	8
42493387		321	42536961	284.033	240	42548196	583.044	9
42493397	133.084	269	42536962	284.013	239	42548196	583.044	11
42500142	133.082	269	42536962	284.013	240	42548196	583.044	12
42530452	284.073	237	42536963	284.016	240	42548196	583.044	13
42530542	580.093	318	42536964	284.023	239	42548196	583.044	13
42530546	284.026	235	42536965	284.015	236	42548196	583.044	16
42530886	133.133	265	42536996	133.190	271	42548196	583.044	17
42530900	583.016	23	42537896	133.136	271	42548196	583.044	18
42530912	583.011	4	42537898	133.119	268	42548208	583.006	6
42530912	583.011	15	42537898	133.119	270	42548208	583.006	7
42532291	284.028	237	42537900	133.184	266	42548208	583.006	8
42532295	284.029	237	42537901	133.185	267	42548208	583.006	16
42532346	133.121	267	42538040	133.186	267	42548208	583.006	18
42532573	133.134	266	42538089	133.187	267	42548208	583.006	21
42532573	133.134	266	42538366	284.028	237	42548208	583.006	22
42532985	133.145	264	42538367	284.029	237	42548208	583.006	23
42533410	133.135	271	42538439	284.014	235	42548209	583.012	11
42533783	133.188	268	42538968	284.027	236	42548209	583.012	12
42533784	133.136	271	42538968	284.027	236	42549279	133.087	268
42533786	133.085	270	42540211	133.085	270	42551461	133.121	267
42533786	133.085	272	42540211	133.085	272	42554407	284.053	235
42533841	133.087	268	42541021	284.011	234	42555633	584.053	19
42534452	284.071	236	42541370	133.134	266	42555634	583.059	9
42534498	133.190	271	42541370	133.134	266	42555634	583.059	10
42534500	133.189	268	42541372	133.145	264	42555634	583.059	19
42535109	133.145	264	42541373	133.133	265	42555669	584.017	17
42535251	133.133	265	42541437	284.035	241	42555669	584.017	21
42535252	133.182	264	42541438	284.009	238	42555669	584.017	22
42535253	133.183	265	42541440	284.034	240	42555881	584.029	9
42535254	284.053	235	42542066	583.042	28	42555881	584.029	9
42535782	584.009	16	42542066	583.042	30	42555881	584.029	10
42535791	584.014	6	42542066	583.042	31	42555881	584.029	10
42535791	584.014	7	42542066	583.042	33	42555917	584.030	14
42535791	584.014	9	42542066	583.042	34	42556205	583.060	14
42535791	584.014	18	42542066	583.042	35	42558828	581.000	329
42536078	284.072	238	42542732	580.017	321	42559191	583.061	24
42536101	584.009	16	42542732	580.017	323	42559191	583.061	25
42536523	284.010	235	42546224	133.134	266	42559248	584.052	24
42536524	284.022	237	42546224	133.134	266	42559249	584.060	24
42536525	284.032	239	42546401	215.128	9	42559249	584.060	25
42536726	284.019	234	42548192	584.009	16	42561251	284.053	235
42536956	583.048	27	42548196	583.044	7	61088561	196.263	168

Date

2010 / 2011

Table

Index

References **O.E.M.**

O.E.M. no.	CEI no.	Pag.	O.E.M. no.	CEI no.	Pag.	O.E.M. no.	CEI no.	Pag.
61254094	284.010	235	93160225	133.086	267	98472448	583.001	23
61315126	196.263	168	93160226	284.010	235	98478156	581.003	330
61318469	196.267	171	93160228	133.087	268	99432862	196.382	174
61320223	196.297	171	93160297	133.083	269	99433386	123.246	219
61321038	196.296	171	93160297	133.083	272	99438525	123.245	218
61578844	123.242	219	93160324	284.019	234	99438938	196.061	172
61590154	280.206	316	93160516	133.088	268	99458298	581.001	329
61590154	280.206	321	93160516	133.088	270	99458304	581.003	330
61590154	280.206	322	93160517	284.022	237	99463588	196.288	168
61596333	245.012	322	93160540	585.231	318	99475581	196.300	173
79061903	133.068	262	93161191	583.002	26	500001693	581.003	330
79061903	133.068	265	93161191	583.002	29	500306590	215.055	8
92601338	133.077	263	93161554	583.003	26	500316981	581.001	329
92601339	133.068	262	93161554	583.003	29	500337311	582.004	332
92601339	133.068	265	93161554	583.003	32	500359653		319
93155720	280.357	318	93163090	133.135	271	500368557	582.013	332
93155721	280.362	321	93163091	284.034	240	500370651	582.012	331
93155722	280.363	321	93163689	284.016	240	500374416		319
93156460	284.014	235	93190028	133.082	269	504042895		319
93157025	284.014	235	93190884	284.035	241	504042984		319
93157114	133.083	269	93190893	133.136	271	504062817	582.004	332
93157114	133.083	272	93191198	133.188	268	504065532	582.013	332
93157125	284.032	239	93191989	284.009	238	504079365	215.128	9
93157217	133.120	266	93192009	284.031	238	504080994	215.128	9
93157626	284.033	239	93192015	133.119	268	504093779	584.009	16
93157626	284.033	240	93192015	133.119	270	504100950	196.379	170
93158199	133.068	262	93192572	284.036	241	504100953	196.381	170
93158199	133.068	265	93192751	133.084	269	504100960	196.380	169
93158202	284.025	234	93194978	284.030	238	504121605	215.157	10
93158206	284.027	236	93821918	215.020	6	504121612	215.167	9
93158206	284.027	236	98417924	196.268	168	504121723	215.158	17
93158251	284.027	236	98417925	196.266	168	504165945	196.383	174
93158251	284.027	236	98417927	196.041	167	504172828	582.003	331
93158650	133.134	266	98426708	196.251	172	504184573	581.001	329
93158650	133.134	266	98427951	582.003	331	504232794	584.029	9
93159002	585.231	318	98429582	196.252	167	504232794	584.029	10
93159313	133.080	269	98434065		319	504232805	584.029	9
93159497	133.082	269	98434870	196.276	167	504232805	584.029	10
93159498	133.085	270	98447126	196.290	169	504232812	584.030	14
93159498	133.085	272	98447126	196.290	171	504232819	584.017	17
93160221	133.134	266	98448294	196.253	172	504232819	584.017	21
93160221	133.134	266	98455864	581.002	330	504232819	584.017	22
93160223	284.015	236	98472448	583.001	20	504232820	584.053	19

All original equipment manufacturers' numbers, symbols, pictures, models and description used in this catalogue are for reference only, and it is not implied that any part listed is the product of these manufacturers. Tutti i nostri particolari non sono originali ma con essi intercambiabili. I riferimenti originali, le figure, i modelli sono esposti a semplice titolo indicativo. La nostra produzione riporta il nostro marchio.

References **O.E.M.**

O.E.M. no.	CEI no.	Pag.	O.E.M. no.	CEI no.	Pag.	O.E.M. no.	CEI no.	Pag.
51 02301 6033	196.242	192	81 39126 6020	133.139	278	81 50803 0038	215.082	85
51 02301 6034	196.402	193	81 39126 6021	133.084	278	81 50803 0038	215.082	86
51 02301 6043	196.356	194	81 39126 6030	133.139	278	81 50803 0039	215.090	79
51 02301 6080	<i>196.401</i>	193	81 39126 6033	133.200	278	81 50803 0040	215.082	83
51 02301 7290	196.183	191	81 39200 6011	133.082	278	81 50803 0040	215.082	85
51 02301 7293	196.184	191	81 39200 6015	133.082	278	81 50803 0040	215.082	86
51 02301 7295	196.183	191	81 39200 6016	133.084	278	81 50803 0041	215.083	84
51 02301 7300	196.184	191	81 39370 6724	133.200	278	81 50803 0041	215.083	86
51 02301 7307	196.184	191	81 39371 6724	133.200	278	81 50803 0042	215.161	81
51 02301 7325	196.183	191	81 39374 6003	133.141	279	81 50803 0048	215.148	86
51 02301 7326	196.184	191	81 39374 6004	133.200	278	81 50803 0056	<i>215.194</i>	85
51 02301 7333	196.184	191	81 39400 6089	<i>284.051</i>	247	81 50803 0057	215.100	78
51 02301 7335	196.184	191	81 39410 6013	284.042	247	81 50803 0057	215.100	81
51 02301 7374	<i>196.309</i>	191	81 39410 6017	284.042	247	81 50803 0061	215.089	80
51 02301 7387	196.200	192	81 39410 6019	284.042	247	81 50803 0064	<i>215.195</i>	85
51 02301 7389	<i>196.309</i>	191	81 50800 6011	584.023	76	81 50804 6028	584.023	76
51 02301 7392	<i>196.214</i>	191	81 50800 6011	584.023	77	81 50804 6028	584.023	77
51 02301 7410	<i>196.214</i>	191	81 50800 6011	584.023	79	81 50804 6028	584.023	79
51 02301 7411	196.200	192	81 50800 6011	584.023	81	81 50804 6028	584.023	81
51 02301 7414	196.200	192	81 50803 0009	215.028	82	81 50811 0004	583.019	82
51 02301 7439	<i>196.241</i>	192	81 50803 0010	215.029	76	81 50811 0004	583.019	83
51 02301 7440	196.242	192	81 50803 0014	215.028	82	81 50811 0004	583.019	84
51 02310 0071	123.176	226	81 50803 0015	215.028	82	81 50820 5005	584.020	80
51 02310 0073	123.176	226	81 50803 0020	215.100	78	81 50820 5005	584.020	82
51 02310 0074	123.176	226	81 50803 0020	215.100	81	81 50820 5005	584.020	83
51 02310 0075	123.176	226	81 50803 0021	215.083	84	81 50820 5005	584.020	84
51 02310 0086	<i>123.249</i>	226	81 50803 0021	215.083	86	81 50820 5005	584.020	86
51 02310 0096	123.176	226	81 50803 0022	215.089	80	81 50820 5006	584.020	80
51 02310 0097	123.176	226	81 50803 0023	215.082	83	81 50820 5006	584.020	82
51 02310 0099	123.176	226	81 50803 0023	215.082	85	81 50820 5006	584.020	83
51 02310 0102	<i>123.249</i>	226	81 50803 0023	215.082	86	81 50820 5006	584.020	84
51 02310 0108	<i>123.249</i>	226	81 50803 0024	215.117	77	81 50820 5006	584.020	86
81 36415 6039	133.139	278	81 50803 0026	215.117	77	81 50820 5007	584.020	80
81 39108 6024	133.082	278	81 50803 0027	215.100	78	81 50820 5007	584.020	82
81 39108 6031	133.140	279	81 50803 0027	215.100	81	81 50820 5007	584.020	83
81 39108 6032	133.140	279	81 50803 0028	215.148	86	81 50820 5007	584.020	84
81 39108 6048	133.141	279	81 50803 0031	215.082	83	81 50820 5007	584.020	86
81 39108 6052	133.199	278	81 50803 0031	215.082	85	81 50820 5011	584.023	76
81 39108 6057	133.199	278	81 50803 0031	215.082	86	81 50820 5011	584.023	77
81 39126 6006	133.140	279	81 50803 0033	215.082	83	81 50820 5011	584.023	79
81 39126 6014	133.084	278	81 50803 0033	215.082	85	81 50820 5011	584.023	81
81 39126 6017	133.082	278	81 50803 0033	215.082	86	81 50820 5017	584.001	78
81 39126 6018	133.084	278	81 50803 0038	215.082	83	81 50820 5017	584.001	81

All original equipment manufacturers' numbers, symbols, pictures, models and description used in this catalogue are for reference only, and it is not implied that any part listed is the product of these manufacturers. Tutti i nostri particolari non sono originali ma con essi intercambiabili. I riferimenti originali, le figure, i modelli sono esposti a semplice titolo indicativo. La nostra produzione riporta il nostro marchio.

O.E.M. References

O.E.M. no.	CEI no.	Pag.	O.E.M. no.	CEI no.	Pag.	O.E.M. no.	CEI no.	Pag.
81 50820 5020	584.020	80	81 50820 5066	584.020	83	81 50820 6008	584.001	78
81 50820 5020	584.020	82	81 50820 5066	584.020	84	81 50820 6008	584.001	81
81 50820 5020	584.020	83	81 50820 5066	584.020	86	81 50820 6009	584.023	76
81 50820 5020	584.020	84	81 50820 5072	584.021	82	81 50820 6009	584.023	77
81 50820 5020	584.020	86	81 50820 5072	584.021	83	81 50820 6009	584.023	79
81 50820 5021	584.020	80	81 50820 5072	584.021	84	81 50820 6009	584.023	81
81 50820 5021	584.020	82	81 50820 5080	584.021	82	81 50820 6011	584.023	76
81 50820 5021	584.020	83	81 50820 5080	584.021	83	81 50820 6011	584.023	77
81 50820 5021	584.020	84	81 50820 5080	584.021	84	81 50820 6011	584.023	79
81 50820 5021	584.020	86	81 50820 5085	584.038	81	81 50820 6011	584.023	81
81 50820 5023	584.028	76	81 50820 6000	584.020	80	81 50820 6014	584.020	80
81 50820 5023	584.028	77	81 50820 6000	584.020	82	81 50820 6014	584.020	82
81 50820 5023	584.028	79	81 50820 6000	584.020	83	81 50820 6014	584.020	83
81 50820 5025	584.028	76	81 50820 6000	584.020	84	81 50820 6014	584.020	84
81 50820 5025	584.028	77	81 50820 6000	584.020	86	81 50820 6014	584.020	86
81 50820 5025	584.028	79	81 50820 6001	584.020	80	81 50820 6015	584.020	80
81 50820 5040	584.020	80	81 50820 6001	584.020	82	81 50820 6015	584.020	82
81 50820 5040	584.020	82	81 50820 6001	584.020	83	81 50820 6015	584.020	83
81 50820 5040	584.020	83	81 50820 6001	584.020	84	81 50820 6015	584.020	84
81 50820 5040	584.020	84	81 50820 6001	584.020	86	81 50820 6015	584.020	86
81 50820 5040	584.020	86	81 50820 6002	584.020	80	81 50820 6016	584.020	80
81 50820 5041	584.020	80	81 50820 6002	584.020	82	81 50820 6016	584.020	82
81 50820 5041	584.020	82	81 50820 6002	584.020	83	81 50820 6016	584.020	83
81 50820 5041	584.020	83	81 50820 6002	584.020	84	81 50820 6016	584.020	84
81 50820 5041	584.020	84	81 50820 6002	584.020	86	81 50820 6016	584.020	86
81 50820 5041	584.020	86	81 50820 6003	584.020	80	81 50820 6017	584.020	80
81 50820 5047	584.020	80	81 50820 6003	584.020	82	81 50820 6017	584.020	82
81 50820 5047	584.020	82	81 50820 6003	584.020	83	81 50820 6017	584.020	83
81 50820 5047	584.020	83	81 50820 6003	584.020	84	81 50820 6017	584.020	84
81 50820 5047	584.020	84	81 50820 6003	584.020	86	81 50820 6017	584.020	86
81 50820 5047	584.020	86	81 50820 6004	584.020	80	81 50820 6019	584.020	80
81 50820 5048	584.020	80	81 50820 6004	584.020	82	81 50820 6019	584.020	82
81 50820 5048	584.020	82	81 50820 6004	584.020	83	81 50820 6019	584.020	83
81 50820 5048	584.020	83	81 50820 6004	584.020	84	81 50820 6019	584.020	84
81 50820 5048	584.020	84	81 50820 6004	584.020	86	81 50820 6019	584.020	86
81 50820 5048	584.020	86	81 50820 6005	584.020	80	81 50820 6020	584.028	76
81 50820 5064	584.020	80	81 50820 6005	584.020	82	81 50820 6020	584.028	77
81 50820 5064	584.020	82	81 50820 6005	584.020	83	81 50820 6020	584.028	79
81 50820 5064	584.020	83	81 50820 6005	584.020	84	81 50820 6022	584.001	78
81 50820 5064	584.020	84	81 50820 6005	584.020	86	81 50820 6022	584.001	81
81 50820 5064	584.020	86	81 50820 6006	584.028	76	81 50820 6024	584.020	80
81 50820 5066	584.020	80	81 50820 6006	584.028	77	81 50820 6024	584.020	82
81 50820 5066	584.020	82	81 50820 6006	584.028	79	81 50820 6024	584.020	83

Date

2010 / 2011

Table

Index

References **O.E.M.**

O.E.M. no.	CEI no.	Pag.	O.E.M. no.	CEI no.	Pag.	O.E.M. no.	CEI no.	Pag.
81 50820 6024	584.020	84	81 50820 6044	584.020	83	81 50822 6018	<i>583.071</i>	84
81 50820 6024	584.020	86	81 50820 6044	584.020	84	81 50822 6029	<i>583.072</i>	76
81 50820 6025	584.020	80	81 50820 6044	584.020	86	81 50822 6029	<i>583.072</i>	77
81 50820 6025	584.020	82	81 50820 6046	584.020	80	81 50822 6029	<i>583.072</i>	78
81 50820 6025	584.020	83	81 50820 6046	584.020	82	81 50822 6029	<i>583.072</i>	79
81 50820 6025	584.020	84	81 50820 6046	584.020	83	81 50822 6029	<i>583.072</i>	80
81 50820 6025	584.020	86	81 50820 6046	584.020	84	81 99917 8470	133.139	278
81 50820 6026	584.020	80	81 50820 6046	584.020	86	82 82388 4510	583.019	82
81 50820 6026	584.020	82	81 50820 6051	584.021	82	82 82388 4510	583.019	83
81 50820 6026	584.020	83	81 50820 6051	584.021	83	82 82388 4510	583.019	84
81 50820 6026	584.020	84	81 50820 6051	584.021	84	81 41723 6020	<i>581.039</i>	336
81 50820 6026	584.020	86	81 50820 6054	584.038	81	81 41723 6044	<i>581.039</i>	336
81 50820 6030	584.000	85	81 50820 6055	584.000	85	81 41723 6059	<i>581.040</i>	336
81 50820 6030	584.000	86	81 50820 6055	584.000	86	81 41723 6103	<i>581.040</i>	336
81 50820 6032	584.000	85	81 50820 6056	584.000	85	81 41723 6114	<i>581.040</i>	336
81 50820 6032	584.000	86	81 50820 6056	584.000	86	81 41723 9114	<i>581.040</i>	336
81 50820 6033	584.000	85	81 50820 6057	584.001	78			
81 50820 6033	584.000	86	81 50820 6057	584.001	81			
81 50820 6034	584.020	80	81 50820 6058	584.001	78			
81 50820 6034	584.020	82	81 50820 6058	584.001	81			
81 50820 6034	584.020	83	81 50820 6063	584.038	81			
81 50820 6034	584.020	84	81 50820 8085	584.038	81	000 295 6806	580.077	326
81 50820 6034	584.020	86	81 50822 6011	583.024	82	000 295 7607	<i>580.080</i>	326
81 50820 6035	584.020	80	81 50822 6011	583.024	83	000 410 0231	133.090	276
81 50820 6035	584.020	82	81 50822 6011	583.024	84	000 410 0531	133.084	276
81 50820 6035	584.020	83	81 50822 6013	583.028	76	000 410 1010	284.040	246
81 50820 6035	584.020	84	81 50822 6013	583.028	77	000 410 1628	133.090	276
81 50820 6035	584.020	86	81 50822 6013	583.028	79	000 411 0212	284.079	245
81 50820 6036	584.020	80	81 50822 6013	583.028	80	000 420 0276	584.020	72
81 50820 6036	584.020	82	81 50822 6014	583.028	76	000 420 9720	<i>584.076</i>	59
81 50820 6036	584.020	83	81 50822 6014	583.028	77	000 420 9720	<i>584.076</i>	60
81 50820 6036	584.020	84	81 50822 6014	583.028	79	000 421 0510	584.000	70
81 50820 6036	584.020	86	81 50822 6014	583.028	80	000 421 0510	584.000	71
81 50820 6040	584.038	81	81 50822 6015	<i>583.072</i>	76	000 421 0510	584.000	72
81 50820 6041	584.021	82	81 50822 6015	<i>583.072</i>	77	000 421 0510	584.000	73
81 50820 6041	584.021	83	81 50822 6015	<i>583.072</i>	78	000 421 0510	584.000	134
81 50820 6041	584.021	84	81 50822 6015	<i>583.072</i>	79	000 421 0510	584.000	144
81 50820 6042	584.028	76	81 50822 6015	<i>583.072</i>	80	000 421 0710	584.001	68
81 50820 6042	584.028	77	81 50822 6016	583.024	82	000 421 0710	584.001	69
81 50820 6042	584.028	79	81 50822 6016	583.024	83	000 421 1010	584.038	54
81 50820 6043	584.038	81	81 50822 6016	583.024	84	000 421 1010	584.038	64
81 50820 6044	584.020	80	81 50822 6018	<i>583.071</i>	82	000 421 1010	584.038	65
81 50820 6044	584.020	82	81 50822 6018	<i>583.071</i>	83	000 421 1010	584.038	66
						000 421 1010	584.038	67

Adattabile a / Suitable to:
MERCEDES

All original equipment manufacturers numbers, symbols, pictures, models and description used in this catalogue are for reference only, and it is not implied that any part listed is the product of these manufactures.
Tutti i nostri particolari non sono originali ma con essi intercambiabili. I riferimenti originali, le figure, i modelli sono esposti a semplice titolo indicativo. La nostra produzione riporta il nostro marchio.

O.E.M. References

O.E.M. no.	CEI no.	Pag.	O.E.M. no.	CEI no.	Pag.	O.E.M. no.	CEI no.	Pag.
000 421 1010	584.038	68	001 421 0510	584.038	69	002 420 4920	584.000	134
000 421 1010	584.038	69	001 421 0610	584.038	54	002 420 4920	584.000	144
000 421 1210	584.038	54	001 421 0610	584.038	64	002 420 5520	584.020	72
000 421 1210	584.038	64	001 421 0610	584.038	65	002 420 5620	<i>584.074</i>	57
000 421 1210	584.038	65	001 421 0610	584.038	66	002 420 5620	<i>584.074</i>	58
000 421 1210	584.038	66	001 421 0610	584.038	67	002 420 5720	584.038	54
000 421 1210	584.038	67	001 421 0610	584.038	68	002 420 5720	584.038	64
000 421 1210	584.038	68	001 421 0610	584.038	69	002 420 5720	584.038	65
000 421 1210	584.038	69	001 421 2510	584.038	54	002 420 5720	584.038	66
000 421 2410	<i>584.074</i>	57	001 421 2510	584.038	64	002 420 5720	584.038	67
000 421 2410	<i>584.074</i>	58	001 421 2510	584.038	65	002 420 5720	584.038	68
000 421 4310	584.000	70	001 421 2510	584.038	66	002 420 5720	584.038	69
000 421 4310	584.000	71	001 421 2510	584.038	67	002 420 6020	<i>584.075</i>	59
000 421 4310	584.000	72	001 421 2510	584.038	68	002 420 6020	<i>584.075</i>	60
000 421 4310	584.000	73	001 421 2510	584.038	69	002 420 6220	584.038	54
000 421 4310	584.000	134	001 421 2610	584.038	54	002 420 6220	584.038	64
000 421 4310	584.000	144	001 421 2610	584.038	64	002 420 6220	584.038	65
000 423 7110	584.027	55	001 421 2610	584.038	65	002 420 6220	584.038	66
000 423 7110	584.027	61	001 421 2610	584.038	66	002 420 6220	584.038	67
000 540 4436	<i>583.070</i>	68	001 421 2610	584.038	67	002 420 6220	584.038	68
000 540 4436	<i>583.070</i>	69	001 421 2610	584.038	68	002 420 6220	584.038	69
000 553 7901	581.007	334	001 421 2610	584.038	69	002 420 6920	<i>584.074</i>	57
000 553 9901	<i>581.035</i>	334	001 553 3301	581.008	334	002 420 6920	<i>584.074</i>	58
000 586 8942	<i>584.068</i>	53	001 553 3801	<i>581.036</i>	334	002 420 7720	584.000	70
001 295 0307	580.079	326	001 553 4001	<i>581.037</i>	335	002 420 7720	584.000	71
001 295 2906	580.077	326	001 553 4101	<i>581.038</i>	335	002 420 7720	584.000	72
001 295 5307	580.079	326	001 586 7042	<i>584.068</i>	53	002 420 7720	584.000	73
001 295 6006	580.077	326	001 586 8942	<i>584.068</i>	53	002 420 7720	584.000	134
001 295 8807	580.079	326	002 295 0407	580.079	326	002 420 7720	584.000	144
001 420 1420	<i>584.068</i>	53	002 295 1307	<i>580.080</i>	326	002 420 7820	584.001	68
001 420 1520	584.038	54	002 420 3820	<i>584.074</i>	57	002 420 7820	584.001	69
001 420 1520	584.038	64	002 420 3820	<i>584.074</i>	58	002 420 7920	584.001	68
001 420 1520	584.038	65	002 420 3920	<i>584.072</i>	56	002 420 7920	584.001	69
001 420 1520	584.038	66	002 420 4020	<i>584.075</i>	59	002 420 9920	<i>584.072</i>	56
001 420 1520	584.038	67	002 420 4020	<i>584.075</i>	60	003 420 1020	584.000	70
001 420 1520	584.038	68	002 420 4120	584.027	55	003 420 1020	584.000	71
001 420 1520	584.038	69	002 420 4120	584.027	61	003 420 1020	584.000	72
001 421 0510	584.038	54	002 420 4220	584.027	55	003 420 1020	584.000	73
001 421 0510	584.038	64	002 420 4220	584.027	61	003 420 1020	584.000	134
001 421 0510	584.038	65	002 420 4920	584.000	70	003 420 1020	584.000	144
001 421 0510	584.038	66	002 420 4920	584.000	71	003 420 1120	584.038	54
001 421 0510	584.038	67	002 420 4920	584.000	72	003 420 1120	584.038	64
001 421 0510	584.038	68	002 420 4920	584.000	73	003 420 1120	584.038	65

Date

2010 / 2011

Table

Index

References **O.E.M.**

O.E.M. no.	CEI no.	Pag.	O.E.M. no.	CEI no.	Pag.	O.E.M. no.	CEI no.	Pag.
003 420 1120	584.038	66	003 420 3520	584.000	73	004 420 1420	<i>584.068</i>	53
003 420 1120	584.038	67	003 420 3520	584.000	134	004 420 1520	584.027	55
003 420 1120	584.038	68	003 420 3520	584.000	144	004 420 1520	584.027	61
003 420 1120	584.038	69	003 420 4420	<i>584.079</i>	64	004 420 1820	<i>584.075</i>	59
003 420 1220	584.038	54	003 420 4620	<i>584.078</i>	63	004 420 1820	<i>584.075</i>	60
003 420 1220	584.038	64	003 420 6420	<i>584.074</i>	57	004 420 2020	<i>584.080</i>	70
003 420 1220	584.038	65	003 420 6420	<i>584.074</i>	58	004 420 2220	584.000	70
003 420 1220	584.038	66	003 420 6620	584.038	54	004 420 2220	584.000	71
003 420 1220	584.038	67	003 420 6620	584.038	64	004 420 2220	584.000	72
003 420 1220	584.038	68	003 420 6620	584.038	65	004 420 2220	584.000	73
003 420 1220	584.038	69	003 420 6620	584.038	66	004 420 2220	584.000	134
003 420 1520	584.038	54	003 420 6620	584.038	67	004 420 2220	584.000	144
003 420 1520	584.038	64	003 420 6620	584.038	68	004 420 2420	584.027	55
003 420 1520	584.038	65	003 420 6620	584.038	69	004 420 2420	584.027	61
003 420 1520	584.038	66	003 420 7220	584.038	54	004 420 2520	<i>584.076</i>	59
003 420 1520	584.038	67	003 420 7220	584.038	64	004 420 2520	<i>584.076</i>	60
003 420 1520	584.038	68	003 420 7220	584.038	65	004 420 2720	<i>584.075</i>	59
003 420 1520	584.038	69	003 420 7220	584.038	66	004 420 2720	<i>584.075</i>	60
003 420 1620	584.000	70	003 420 7220	584.038	67	004 420 4820	584.038	54
003 420 1620	584.000	71	003 420 7220	584.038	68	004 420 4820	584.038	64
003 420 1620	584.000	72	003 420 7220	584.038	69	004 420 4820	584.038	65
003 420 1620	584.000	73	003 420 7320	584.038	54	004 420 4820	584.038	66
003 420 1620	584.000	134	003 420 7320	584.038	64	004 420 4820	584.038	67
003 420 1620	584.000	144	003 420 7320	584.038	65	004 420 4820	584.038	68
003 420 1720	584.027	55	003 420 7320	584.038	66	004 420 4820	584.038	69
003 420 1720	584.027	61	003 420 7320	584.038	67	004 420 5520	<i>584.072</i>	56
003 420 2020	584.000	70	003 420 7320	584.038	68	004 420 5620	<i>584.074</i>	57
003 420 2020	584.000	71	003 420 7320	584.038	69	004 420 5620	<i>584.074</i>	58
003 420 2020	584.000	72	003 420 7720	584.038	54	004 420 6020	584.000	70
003 420 2020	584.000	73	003 420 7720	584.038	64	004 420 6020	584.000	71
003 420 2020	584.000	134	003 420 7720	584.038	65	004 420 6020	584.000	72
003 420 2020	584.000	144	003 420 7720	584.038	66	004 420 6020	584.000	73
003 420 2220	584.000	70	003 420 7720	584.038	67	004 420 6020	584.000	134
003 420 2220	584.000	71	003 420 7720	584.038	68	004 420 6020	584.000	144
003 420 2220	584.000	72	003 420 7720	584.038	69	004 420 6120	584.038	54
003 420 2220	584.000	73	003 420 9220	<i>584.080</i>	70	004 420 6120	584.038	64
003 420 2220	584.000	134	003 460 6620	584.038	54	004 420 6120	584.038	65
003 420 2220	584.000	144	003 460 6620	584.038	64	004 420 6120	584.038	66
003 420 2420	<i>584.076</i>	59	003 460 6620	584.038	65	004 420 6120	584.038	67
003 420 2420	<i>584.076</i>	60	003 460 6620	584.038	66	004 420 6120	584.038	68
003 420 3520	584.000	70	003 460 6620	584.038	67	004 420 6120	584.038	69
003 420 3520	584.000	71	003 460 6620	584.038	68	004 420 6720	584.045	62
003 420 3520	584.000	72	003 460 6620	584.038	69	004 420 6920	<i>584.077</i>	62

All original equipment manufacturers numbers, symbols, pictures, models and description used in this catalogue are for reference only, and it is not implied that any part listed is the product of these manufactures.
Tutti i nostri particolari non sono originali ma con essi intercambiabili. I riferimenti originali, le figure, i modelli sono esposti a semplice titolo indicativo. La nostra produzione riporta il nostro marchio.

O.E.M. References

O.E.M. no.	CEI no.	Pag.	O.E.M. no.	CEI no.	Pag.	O.E.M. no.	CEI no.	Pag.
004 420 7020	584.008	70	403 032 0305	123.176	225	668 421 0212	215.071	65
004 420 7020	584.008	71	403 032 0405	123.176	225	668 423 0012	215.072	65
004 420 7020	584.008	72	403 032 0705	<i>123.250</i>	225	668 423 0112	215.073	66
004 420 7020	584.008	73	422 030 0505	196.235	185	668 423 0212	215.074	66
004 420 8120	584.048	63	441 030 0405	<i>196.284</i>	185	668 423 0312	215.075	67
004 420 8320	584.045	62	442 030 0205	196.200	186	668 423 0412	215.074	66
004 420 9720	<i>584.076</i>	59	442 030 0505	196.239	185	668 423 0512	215.075	67
004 420 9720	<i>584.076</i>	60	442 030 1005	196.239	185	669 420 0020	584.038	54
005 420 2120	584.045	62	442 030 1905	196.239	185	669 420 0020	584.038	64
315 032 0105	<i>123.128</i>	224	447 030 1805	196.184	185	669 420 0020	584.038	65
335 410 0031	133.084	276	447 030 1805	196.184	185	669 420 0020	584.038	66
346 030 0005	<i>196.192</i>	184	457 030 0605	196.308	189	669 420 0020	584.038	67
346 030 1105	<i>196.192</i>	184	460 420 0020	<i>584.068</i>	53	669 420 0020	584.038	68
346 030 1605	<i>196.192</i>	184	541 030 0105	196.246	189	669 420 0020	584.038	69
352 030 3905	<i>196.247</i>	184	542 030 0059	<i>196.399</i>	190	669 420 0120	584.038	54
352 030 6605	<i>196.248</i>	184	542 030 0305	<i>196.398</i>	189	669 420 0120	584.038	64
352 032 1105	123.194	224	601 420 0072	<i>215.013</i>	53	669 420 0120	584.038	65
352 032 1305	123.206	224	601 420 0172	<i>215.013</i>	53	669 420 0120	584.038	66
355 030 0905	<i>196.192</i>	184	601 420 0272	<i>215.013</i>	53	669 420 0120	584.038	67
355 030 1305	<i>196.192</i>	184	601 420 0372	<i>215.013</i>	53	669 420 0120	584.038	68
355 030 1405	<i>196.192</i>	184	601 420 7620	<i>584.068</i>	53	669 420 0120	584.038	69
355 032 1001	<i>196.192</i>	184	601 420 8720	<i>584.068</i>	53	669 421 0008	<i>584.068</i>	53
356 421 0210	584.020	72	601 421 0408	<i>584.068</i>	53	669 421 0112	215.002	54
356 421 0312	215.030	72	601 421 0608	<i>584.068</i>	53	669 421 0612	215.002	54
356 421 1212	215.030	72	601 421 5012	<i>215.013</i>	53	669 540 0417	583.020	54
356 421 1212	215.030	72	601 421 5112	<i>215.013</i>	53	669 540 0417	583.020	63
356 540 0017	583.021	72	601 421 7720	<i>584.067</i>	53	669 540 0417	583.020	64
360 410 0231	133.089	276	601 540 1317	<i>583.063</i>	53	669 540 0417	583.020	65
363 410 0031	133.090	276	601 586 0042	<i>584.068</i>	53	669 540 0417	583.020	66
366 032 0105	123.247	224	620 410 0031	133.091	277	669 540 0417	583.020	67
376 030 1305	<i>196.248</i>	184	620 410 0131	133.090	276	669 540 0517	583.020	54
376 030 1305	<i>196.248</i>	184	631 420 0120	<i>584.067</i>	53	669 540 0517	583.020	63
381 410 0231	133.089	276	631 420 0320	<i>584.067</i>	53	669 540 0517	583.020	64
385 410 0110	284.064	245	631 420 0372	<i>215.008</i>	53	669 540 0517	583.020	65
385 410 0122	284.064	245	639 540 1417	<i>583.068</i>	62	669 540 0517	583.020	66
385 410 0531	133.089	276	639 540 1517	<i>583.068</i>	62	669 540 0517	583.020	67
385 410 0922	284.064	245	655 410 0022	284.039	246	669 540 0617	583.020	54
385 410 1722	284.064	245	656 410 0031	133.198	277	669 540 0617	583.020	63
387 410 0131	133.089	276	656 410 0131	133.198	277	669 540 0617	583.020	64
395 410 0622	284.039	246	656 411 0012	284.040	246	669 540 0617	583.020	65
403 030 1305	196.183	184	656 411 0431	133.196	277	669 540 0617	583.020	66
403 030 1605	196.183	184	659 411 0112	<i>284.041</i>	246	669 540 0617	583.020	67
403 032 0205	123.176	225	668 421 0112	215.070	64	669 540 0717	583.020	54

Date

2010 / 2011

Table

Index

References **O.E.M.**

O.E.M. no.	CEI no.	Pag.	O.E.M. no.	CEI no.	Pag.	O.E.M. no.	CEI no.	Pag.
669 540 0717	583.020	63	901 540 0317	583.066	55	906 421 0012	215.153	62
669 540 0717	583.020	64	901 540 0317	583.066	56	906 423 0012	215.154	62
669 540 0717	583.020	65	901 540 0317	583.066	57	906 423 0112	215.185	63
669 540 0717	583.020	66	901 540 0317	583.066	58	906 540 1317	583.069	63
669 540 0717	583.020	67	901 540 0317	583.066	61	906 540 1417	583.067	62
670 420 2820	584.038	54	902 421 0110	584.027	55	906 540 1517	583.067	62
670 420 2820	584.038	64	902 421 0110	584.027	61	940 410 0031	133.091	277
670 420 2820	584.038	65	902 421 0312	215.063	55	940 410 0031	133.091	277
670 420 2820	584.038	66	902 421 0412	215.063	55	942 353 0235	170.273	297
670 420 2820	584.038	67	902 421 0612	215.063	55	942 410 0031	133.196	277
670 420 2820	584.038	68	902 421 0712	215.064	56	942 410 0131	133.090	276
670 420 2820	584.038	69	902 421 0912	215.064	56	942 410 0131	133.090	276
670 421 0112	215.003	54	902 423 0112	215.067	59	942 410 0231	133.194	277
670 421 0312	215.003	54	902 423 0312	215.067	59	942 421 0912	215.054	70
901 410 0210	284.057	245	902 423 0512	215.068	60	942 421 0912	215.054	73
901 410 0310	284.057	245	902 423 0512	215.068	60	942 421 0912	215.054	134
901 421 0110	584.027	55	903 410 0010	284.057	245	942 421 0912	215.054	144
901 421 0110	584.027	61	904 423 0212	215.069	61	942 421 1012	215.054	70
901 421 0312	215.063	55	904 423 0312	215.069	61	942 421 1012	215.054	73
901 421 0612	215.063	55	905 420 0020	584.079	64	942 421 1012	215.054	134
901 423 0412	215.065	57	905 420 0072	215.190	64	942 421 1012	215.054	144
901 423 0612	215.065	57	905 421 0012	215.189	63	942 421 1112	215.054	70
901 423 1012	215.066	58	906 030 0759	196.394	188	942 421 1112	215.054	73
901 423 1012	215.066	58	906 030 0859	196.395	188	942 421 1112	215.054	134
901 540 0017	583.065	55	906 030 1605	196.295	186	942 421 1112	215.054	144
901 540 0017	583.065	56	906 030 1705	196.291	186	942 421 1312	215.193	72
901 540 0017	583.065	57	906 030 2005	196.295	186	942 421 2112	215.054	70
901 540 0017	583.065	58	906 030 2105	196.291	186	942 421 2112	215.054	73
901 540 0017	583.065	59	906 030 2905	196.390	186	942 421 2112	215.054	134
901 540 0017	583.065	60	906 030 3005	196.306	187	942 421 2112	215.054	144
901 540 0017	583.065	61	906 030 3205	196.391	187	942 421 2312	215.192	71
901 540 0117	583.065	55	906 030 3305	196.307	187	942 421 2512	215.192	71
901 540 0117	583.065	56	906 030 3405	196.392	187	942 423 0012	215.054	70
901 540 0117	583.065	57	906 030 3605	196.390	186	942 423 0012	215.054	73
901 540 0117	583.065	58	906 030 3705	196.306	187	942 423 0012	215.054	134
901 540 0117	583.065	59	906 030 3805	196.391	187	942 423 0012	215.054	144
901 540 0117	583.065	60	906 030 3905	196.307	187	943 421 0312	215.175	71
901 540 0117	583.065	61	906 030 4605	196.307	187	943 421 0312	215.175	73
901 540 0217	583.066	55	906 030 5405	196.390	186	944 330 0081	170.274	297
901 540 0217	583.066	56	906 030 5505	196.396	188	944 353 0235	170.275	297
901 540 0217	583.066	57	906 030 5705	196.391	187	970 410 0031	133.193	276
901 540 0217	583.066	58	906 030 6105	196.397	188	970 411 0012	284.079	245
901 540 0217	583.066	61	906 032 0005	123.248	225	970 421 0012	215.077	67

All original equipment manufacturers numbers, symbols, pictures, models and description used in this catalogue are for reference only, and it is not implied that any part listed is the product of these manufacturers.
Tutti i nostri particolari non sono originali ma con essi intercambiabili. I riferimenti originali, le figure, i modelli sono esposti a semplice titolo indicativo. La nostra produzione riporta il nostro marchio.

O.E.M. References

O.E.M. no.	CEI no.	Pag.	O.E.M. no.	CEI no.	Pag.	O.E.M. no.	CEI no.	Pag.
970 421 0112	215.077	67	MBR 9002	215.133	136	9754210212	215.079	87
970 421 0212	215.077	67	MBR 9003	215.132	136	9754230612	215.080	88
970 421 0612	215.077	67	MBR 9004	215.113	137	81508030009	215.028	89
970 423 0012	215.078	69	MBR 9008	<i>215.135</i>	138	0821.333.10	<i>215.196</i>	87
970 423 0412	215.099	68	MBR 9014	215.172	138	0821.358.30	<i>215.197</i>	87
970 423 0512	215.078	69	MBR 9018	215.112	135	<i>Adattabile a / Suitable to :</i>		
970 423 0612	215.099	68	MDP1314	584.025	135	NISSAN		
970 423 0712	215.078	69	MDP1387	584.036	136	06100295-0	215.119	91
970 423 1012	215.099	68	MDP1387	584.036	137	06100368-0	215.120	91
971 410 0031	133.192	276	MDP1388	584.026	137	06100368-0	215.120	99
973 410 0022	284.064	245	MDP1404	584.021	138	06100420-0	215.124	99
973 410 0031	133.089	276	MDP5053	584.036	136	06100420-0	215.124	100
973 411 0012	<i>284.078</i>	246	MDP5053	584.036	137	06100436-0	215.125	100
973 411 0112	284.080	245	MDP5057	584.026	137	06200438-0	215.125	100
975 421 0012	215.079	68	MDP5073	584.021	138	06902656-0	584.054	91
975 421 0112	215.079	68	MDP5076	584.025	135	06902656-0	584.054	99
975 421 0212	215.079	68	MDP5089	584.036	136	06902852-0	<i>584.093</i>	99
975 423 0012	215.080	69	MDP5089	584.036	137	06902852-0	<i>584.093</i>	100
975 423 0312	215.080	69	<i>Adattabile a / Suitable to :</i>			06902964-0	<i>584.089</i>	93
975 423 0612	215.080	69	MITSUBISHI			06902964-0	<i>584.089</i>	95
979 421 0012	<i>215.191</i>	70	ADC44383	215.142	40	06902964-0	<i>584.089</i>	100
979 421 0412	<i>215.191</i>	70	MC894589	<i>584.061</i>	40	06903081-0	584.054	91
<i>Adattabile a / Suitable to :</i>			MC894601	<i>584.062</i>	40	06903081-0	584.054	99
MERITOR R.O.R.			MC894601	<i>584.062</i>	41	06903100-0	584.054	91
68323210	215.132	136	MK499871	<i>584.062</i>	40	06903100-0	584.054	99
68323231	215.133	136	MK499871	<i>584.062</i>	41	40206-9X000	<i>215.204</i>	93
68323233	215.134	136	MK499872	<i>584.062</i>	40	40206-9X001	215.169	95
68323552	<i>215.135</i>	138	MK499872	<i>584.062</i>	41	40206-9X200	215.121	92
68323825	215.113	137	MK499873	<i>584.061</i>	40	40206-9X401	215.122	94
68324558	584.021	138	MK529906	<i>584.062</i>	40	40206-9X403	215.126	92
68325346	584.021	138	MK529906	<i>584.062</i>	41	40206-9X403	215.126	97
68325372	215.172	138	QMB295971	215.141	40	40206-9X407	215.170	98
68326015	584.021	138	QMK326334	215.143	41	40206-9X40A	215.170	98
212 24 263	215.041	135	QMK374048	<i>215.145</i>	41	40206-9X602	<i>215.206</i>	95
212 25 115	215.040	135	QML107005	215.141	40	40206-9X60A	<i>215.207</i>	96
212 27 349	215.112	135	<i>Adattabile a / Suitable to :</i>			40206-D9200	215.171	93
3218-G-1333	215.040	135	NEOPLAN			40206-F3901	215.120	91
3218H1308	215.041	135	3564211212	215.030	90	40206-F3901	215.120	99
FCV1653	584.021	138	6704210312	215.003	88	40206-F3902	215.119	91
MBR 9000	<i>215.136</i>	137	6704210312	215.003	88	40206-F3903	215.120	91
MBR 9001	215.134	136				40206-F3903	215.120	99
						40206-LA600	<i>215.205</i>	94

Date

2010 / 2011

Table

Index

O.E.M. no.	CEI no.	Pag.	O.E.M. no.	CEI no.	Pag.	O.E.M. no.	CEI no.	Pag.
40206-LA600	215.205	97	50 00 297 345	584.094	113	50 01 020 312	584.021	109
41060-9X127	584.069	92	50 00 297 808	584.085	104	50 01 020 312	584.021	114
41060-9X127	584.069	94	50 00 396 612	215.014	101	50 01 020 312	584.021	115
41060-9X128	584.069	92	50 00 450 158	189.525	104	50 01 020 312	584.021	116
41060-9X128	584.069	94	50 00 525 640	584.094	113	50 01 621 995	584.085	104
41060-9X129	584.009	94	50 00 545 242	189.525	104	50 01 821 930	133.207	280
41060-9X225	584.069	92	50 00 559 360	133.072	282	50 01 821 995	584.085	104
41060-9X225	584.069	94	50 00 559 743	133.082	284	50 01 822 897/S	583.031	101
41060-9X226	584.055	92	50 00 560 295	284.011	248	50 01 822 987	584.094	113
41060-9X226	584.055	94	50 00 589 888	284.018	249	50 01 829 545	584.085	104
41060-9X425	584.090	93	50 00 663 606	196.245	196	50 01 831 161	584.024	114
41060-9X425	584.090	95	50 00 666 395	196.228	197	50 01 831 161	584.024	115
41060-9X425	584.090	96	50 00 676 405	196.277	195	50 01 831 553	133.224	285
41060-9X425	584.090	97	50 00 686 610	196.243	197	50 01 833 104	584.042	105
41060-9X425	584.090	98	50 00 693 023	196.256	197	50 01 833 114	584.024	114
41060G490A	584.054	91	50 00 693 023	196.256	200	50 01 833 114	584.024	115
41060G490A	584.054	99	50 00 694 235	196.249	202	50 01 833 161	584.024	114
41060-MB625	584.092	96	50 00 785 430	580.084	327	50 01 833 161	584.024	115
41060-MB625	584.092	97	50 00 791 104	580.084	327	50 01 834 527	584.082	101
41060-MB625	584.092	98	50 00 792 539	189.526	113	50 01 834 864	196.416	200
43207-9X100	215.123	96	50 00 803 045	133.076	284	50 01 836 375	133.218	283
43207-9X100	215.123	98	50 00 806 166	133.072	282	50 01 836 379	133.209	282
44060-9X625	584.091	95	50 00 807 211	284.020	248	50 01 836 682	284.089	255
44060-9X625	584.091	96	50 00 810 750	133.203	282	50 01 837 379	133.208	280
D1060-9X60C	584.009	94	50 00 810 948	123.309	228	50 01 837 380	133.222	285
			50 00 813 673	584.085	104	50 01 838 696	284.087	253
			50 00 815 148	133.082	284	50 01 843 910	284.088	254
			50 00 815 574	584.082	101	50 01 844 448	133.217	283
			50 00 816 000	133.202	282	50 01 844 747	584.014	102
			50 00 816 506	133.072	282	50 01 844 747	584.014	103
			50 00 816 925	284.095	250	50 01 844 748	584.009	102
			50 00 819 188	284.044	249	50 01 845 132	133.225	285
			50 00 819 188	284.044	251	50 01 845 474	284.047	252
			50 00 819 188	284.044	253	50 01 845 474	284.047	254
			50 00 819 211	284.045	249	50 01 845 964	133.211	283
			50 00 819 211	284.045	252	50 01 846 034	584.024	114
			50 00 819 211	284.045	253	50 01 846 034	584.024	115
			50 00 819 211	284.045	254	50 01 847 827	284.090	250
			50 00 819 298	133.076	284	50 01 850 859	584.014	102
			50 00 820 884	284.081	251	50 01 850 859	584.014	103
			50 00 821 166	133.205	284	50 01 855 646	584.021	109
			50 00 821 936	284.010	248	50 01 855 646	584.021	114
			50 00 823 566	584.082	101	50 01 855 646	584.021	115

Adattabile a / Suitable to :
RENAULT V.I.

00 00 141 306	123.196	227
00 00 777 219	284.094	250
00 03 397 100	133.084	283
00 03 397 101	284.009	249
00 37 376 022	123.224	227
09 43 541 018	133.076	284
09 43 541 600	133.072	282
50 00 242 009	133.084	283
50 00 242 914	284.010	248
50 00 280 190	133.082	284
50 00 287 982	133.204	282
50 00 287 986	284.043	248
50 00 295 260	133.223	284
50 00 295 329	584.082	101
50 00 297 198	584.094	113

All original equipment manufacturers numbers, symbols, pictures, models and description used in this catalogue are for reference only, and it is not implied that any part listed is the product of these manufacturers.
Tutti i nostri particolari non sono originali ma con essi intercambiabili. I riferimenti originali, le figure, i modelli sono esposti a semplice titolo indicativo. La nostra produzione riporta il nostro marchio.

Date

2010 / 2011

Table

Index

O.E.M. References

O.E.M. no.	CEI no.	Pag.	O.E.M. no.	CEI no.	Pag.	O.E.M. no.	CEI no.	Pag.
50 01 855 646	584.021	116	50 01 873 218	<i>584.084</i>	104	50 10 550 772	196.359	198
50 01 855 838	<i>133.143</i>	283	50 01 875 775	<i>133.227</i>	285	50 10 598 303	215.086	106
50 01 855 842	133.142	281	50 10 056 380	580.082	327	50 10 598 303	215.086	106
50 01 855 880	<i>133.221</i>	284	50 10 136 472	580.083	327	50 10 598 304	<i>215.203</i>	111
50 01 855 902	584.051	106	50 10 203 124	196.277	195	50 10 598 305	<i>215.199</i>	107
50 01 855 902	584.051	108	50 10 216 433	<i>215.048</i>	101	50 10 598 306	<i>215.201</i>	110
50 01 855 902	584.051	109	50 10 216 437	215.017	114	50 10 598 306	<i>215.201</i>	112
50 01 856 089	<i>133.214</i>	281	50 10 216 548	189.526	113	50 10 598 307	<i>215.202</i>	111
50 01 856 094	<i>133.214</i>	281	50 10 216 931	215.038	103	50 10 598 308	<i>215.200</i>	107
50 01 856 100	<i>133.212</i>	280	50 10 216 932	215.039	104	50 10 598 309	<i>215.208</i>	112
50 01 857 615	584.042	105	50 10 224 940	581.009	337	50 10 598 372	<i>584.086</i>	107
50 01 857 958	<i>284.090</i>	250	50 10 224 942	581.010	337	50 10 598 372	<i>584.086</i>	110
50 01 858 085	<i>284.082</i>	251	50 10 258 100	196.312	195	50 10 598 372	<i>584.086</i>	111
50 01 858 304	581.009	337	50 10 258 296	<i>196.403</i>	195	50 10 598 372	<i>584.086</i>	112
50 01 858 305	581.009	337	50 10 260 101	215.038	103	50 10 848 607	584.028	105
50 01 859 092	<i>133.206</i>	281	50 10 260 102	215.039	104	50 10 848 607	584.028	106
50 01 860 799	284.092	250	50 10 260 218	215.084	105	50 10 848 607	584.028	108
50 01 860 801	133.201	280	50 10 260 603	215.050	102	50 10 848 607	584.028	111
50 01 863 324	<i>584.087</i>	110	50 10 260 604	215.049	102	68321585	584.042	105
50 01 863 499	<i>284.090</i>	250	50 10 260 609	215.051	103	74 20 537 671	<i>196.412</i>	199
50 01 863 904	584.021	109	50 10 295 161	123.267	228	74 20 568 452	<i>196.414</i>	200
50 01 863 904	584.021	114	50 10 316 404	581.019	337	74 20 569 708	<i>196.413</i>	199
50 01 863 904	584.021	115	50 10 316 438	581.018	337	74 20 589 706	<i>196.411</i>	199
50 01 863 904	584.021	116	50 10 319 630	170.220	298	74 20 711 957	<i>123.307</i>	227
50 01 864 363	584.041	117	50 10 319 631	170.220	298	74 20 729 327	<i>196.417</i>	201
50 01 864 364	584.041	117	50 10 319 632	170.219	298	74 20 729 380	<i>196.419</i>	201
50 01 864 365	584.047	112	50 10 422 262	215.116	105	74 20 730 119	<i>196.418</i>	201
50 01 864 498		117	50 10 422 263	215.101	108	74 20 730 120	<i>196.420</i>	201
50 01 865 750	<i>584.095</i>	114	50 10 422 363	215.053	115	74 20 742 684	<i>196.410</i>	199
50 01 865 750	<i>584.095</i>	115	50 10 422 364	215.105	116	74 20 790 229	<i>196.406</i>	196
50 01 866 236	<i>284.086</i>	253	50 10 422 593	215.053	115	74 20 796 163	<i>196.407</i>	196
50 01 866 236	<i>284.086</i>	254	50 10 437 010	<i>196.415</i>	200	74 20 858 550	<i>196.409</i>	198
50 01 866 914	<i>584.086</i>	107	50 10 437 198	<i>123.308</i>	228	74 20 875 962	<i>284.083</i>	252
50 01 866 914	<i>584.086</i>	110	50 10 450 325	<i>196.405</i>	196	74 20 876 183	<i>133.216</i>	281
50 01 866 914	<i>584.086</i>	111	50 10 450 369	196.404	195	74 20 876 194	284.084	252
50 01 866 914	<i>584.086</i>	112	50 10 460 042	581.034	338	74 20 883 932	<i>133.215</i>	280
50 01 866 951	584.028	105	50 10 525 014	215.085	106	74 20 895 903	196.378	198
50 01 866 951	584.028	106	50 10 525 015	215.102	108	74 21 013 388	<i>196.408</i>	198
50 01 866 951	584.028	108	50 10 525 326	<i>215.211</i>	116	74 21 033 328	<i>123.306</i>	227
50 01 866 951	584.028	111	50 10 525 362	215.102	108	77 01 200 237	133.072	282
50 01 867 925	<i>133.226</i>	281	50 10 525 363	<i>215.103</i>	109	77 01 203 700	<i>584.082</i>	101
50 01 871 488	581.034	338	50 10 525 364	215.162	110	S50 01 864 498		117
50 01 873 217	<i>584.083</i>	103	50 10 525 508	<i>215.104</i>	109			

Date

2010 / 2011

Table

Index

References **O.E.M.**

O.E.M. no.	CEI no.	Pag.	O.E.M. no.	CEI no.	Pag.	O.E.M. no.	CEI no.	Pag.
<i>Adattabile a / Suitable to :</i>			170069	123.180	229	1368178	170.124	299
SAF			178258	198.534	286	1375497	581.015	339
12182192	584.002	141	207563	133.093	286	1378527	581.006	339
12182192	584.002	142	209152	170.101	299	1378531	581.005	339
12182492	584.002	141	209153	170.091	299	1379306	170.146	299
12182492	584.002	142	264043	198.534	286	1386686	215.043	118
4079000701	215.118	142	264044	133.093	286	1387764	284.096	256
3 057 0077 00	584.000	139	264310	170.101	299	1388326	196.281	203
3 057 0077 00	584.000	140	264311	170.091	299	1388336	<i>196.275</i>	203
3 057 0078 00	584.001	141	278599	139.410	232	1388336	<i>196.275</i>	205
3 057 0078 00	584.001	142	294270	<i>284.069</i>	256	1388953	583.007	118
3 057 0079 00	584.000	139	294271	<i>284.046</i>	256	1390428	584.000	118
3 057 0079 00	584.000	140	294380	<i>133.146</i>	286	1392592	581.022	340
3 057 0080 00	584.002	141	294383	<i>133.054</i>	286	1403271	196.254	203
3 057 0080 00	584.002	142	294385	133.062	287	1405313	<i>196.275</i>	203
3 057 0084 00	584.040	142	306991	196.212	203	1405313	<i>196.275</i>	205
3 057 0084 00	584.040	143	306993	196.212	203	1414589	170.230	300
3 057 3179 00	584.003	139	324640	196.254	203	1415147	<i>215.127</i>	118
3 057 3179 00	584.003	140	324642	196.237	204	1422433	133.095	286
3 057 3179 00	584.007	139	337058	133.095	286	1422442	133.122	287
3 057 3179 00	584.007	140	337059	133.051	287	1422640	581.024	340
3 424 2006 00	<i>583.064</i>	139	337060	133.052	287	1434248	170.229	300
3 424 2006 00	<i>583.064</i>	140	365913	<i>133.054</i>	286	1453281	196.281	203
4 079 0003 00	215.046	139	366437	133.052	287	1465409	123.226	229
4 079 0004 00	215.114	141	366441	133.062	287	1465410	123.225	229
4 079 0005 00	215.042	140	366443	133.052	287	1465411	196.281	203
4 079 0005 02	215.042	140	366592	139.410	232	1465412	<i>196.275</i>	203
4 079 0005 02	215.042	140	366592	139.410	232	1465412	<i>196.275</i>	205
4 079 0007 00	215.118	142	368926	581.006	339	1465417	196.274	204
4 079 0010 01	215.129	142	386073	133.122	287	1465418	<i>196.313</i>	205
4 079 0013 00	215.130	143	390225	133.052	287	1465419	<i>196.314</i>	205
5 317 0023 00	584.000	139	393151	196.212	203	1466507	<i>582.007</i>	340
5 317 0023 00	584.000	140	523434	139.410	232	1471237	123.193	229
5 317 0024 00	584.001	141	549739	582.020	341	1471237	123.193	229
5 317 0024 00	584.001	142	575153	581.006	339	1472215	196.237	204
37 779 8138 40	584.001	141	1111745	133.095	286	1477878	582.017	341
37 779 8138 40	584.001	142	1111747	<i>133.146</i>	286	1487557	196.281	203
37 780 0062 00	584.001	141	1113031	284.070	256	1487558	196.282	204
37 780 0062 00	584.001	142	1314653	<i>581.014</i>	339	1487558	196.282	205
<i>Adattabile a / Suitable to :</i>			1315681	170.103	299	1487562	196.274	204
SCANIA			1327181	196.255	204	1487563	<i>196.313</i>	205
131046	123.193	229	1349010	581.015	339	1487564	<i>196.314</i>	205
			1360074	196.274	204	1488627	196.237	204

All original equipment manufacturers numbers, symbols, pictures, models and description used in this catalogue are for reference only, and it is not implied that any part listed is the product of these manufactures.
Tutti i nostri particolari non sono originali ma con essi intercambiabili. I riferimenti originali, le figure, i modelli sono esposti a semplice titolo indicativo. La nostra produzione riporta il nostro marchio.

O.E.M. References

O.E.M. no.	CEI no.	Pag.	O.E.M. no.	CEI no.	Pag.	O.E.M. no.	CEI no.	Pag.
1500266	196.422	206	1805085	196.426	207	479543	196.319	209
1504974	196.427	207	1805086	196.421	206	1067293	133.094	289
1506393	196.421	206	1851412	170.230	300	1068222	284.054	257
1511921	582.020	341	1852817	215.043	118	1068247	133.230	288
1517324	582.021	341	1852817	215.043	118	1068250	133.231	289
1517325	582.007	340	1856108	584.000	118	1068253	133.144	289
1527633	584.000	118	1879537	133.095	286	1069363	170.125	303
1527913	123.226	229	1879538	133.051	287	1075296	581.016	342
1527913	123.226	229	1879538	133.051	287	1078439	584.026	126
1527914	123.225	229	1879540	133.052	287	1523100	170.096	301
1527914	123.225	229	1879541	133.122	287	1523101	170.097	301
1528051	170.231	300	1890861	584.000	118	1523102	170.157	302
1528052	170.229	300	1891445	123.225	229	1523103	170.161	302
1534976	581.024	340	<i>Adattabile a / Suitable to :</i>			1523314	170.106	302
1539332	581.022	340	VOLVO			1523315	170.105	301
1539450	196.426	207	46240	133.072	288	1524182	170.159	302
1539451	123.310	230	231519	133.035	288	1524183	170.163	302
1541070	133.051	287	232459	133.035	288	1543907	196.320	209
1541071	133.052	287	232540	133.082	289	1543907	196.320	211
1541072	133.122	287	270530	584.089	119	1547025	196.323	210
1541859	196.425	207	270530	584.089	122	1556382	196.320	209
1549738	582.021	341	270530	584.089	123	1556382	196.320	211
1549739	582.020	341	271106	198.739	328	1556716	196.320	209
1549740	581.024	340	271190	584.089	119	1556716	196.320	211
1549741	581.023	340	271190	584.089	122	1581209	280.159	328
1720924	582.017	341	271190	584.089	123	1614351	280.159	328
1720926	582.020	341	271190	584.089	123	1620462	280.159	328
1731309	583.007	118	273660	198.204	328	1651032	133.035	288
1734529	584.000	118	279001	584.089	119	1651229	133.094	289
1750309	133.052	287	279001	584.089	122	1651237	133.144	289
1761195	170.103	299	279001	584.089	123	1669488	198.977	328
1765824	133.052	287	383775	170.125	303	1673055	170.105	301
1765829	133.051	287	420794	123.184	231	1673056	170.106	302
1765830	133.052	287	422740	196.315	208	1677033	196.269	210
1766466	133.051	287	422746	196.317	208	1696389	284.049	257
1766467	133.052	287	423082	123.184	231	1698347	133.032	288
1776466	196.424	206	471532	123.209	231	1698347	133.032	288
1780578	196.423	206	478670	196.316	208	2761476	584.089	119
1794440	583.007	118	478692	196.318	208	2761476	584.089	122
1797424	133.051	287	478913	196.318	208	2761476	584.089	123
1797425	133.052	287	478931	196.273	209	3090048	584.089	119
1797426	133.052	287	479192	196.319	209	3090048	584.089	122
1801174	196.422	206	479333	196.273	209	3090048	584.089	123

Date

2010 / 2011

Table

Index

References **O.E.M.**

O.E.M. no.	CEI no.	Pag.	O.E.M. no.	CEI no.	Pag.	O.E.M. no.	CEI no.	Pag.
3090078	584.089	119	6779999	584.089	123	85103803		126
3090078	584.089	122	6782724	133.071	288	85103804	215.146	125
3090078	584.089	123	6796864	215.174	123	85103805	215.147	124
3090784	584.089	119	6852612	133.071	288	85103806	215.106	124
3090784	584.089	122	8127182	133.228	290	85103809	215.107	123
3090784	584.089	123	8127230	133.229	289	85105485	584.024	126
3092710		126	8170617	196.354	210	85110494	215.147	124
3093531	584.037	120	8171366	284.050	257	85110495	215.146	125
3093531	584.037	121	8172096	170.221	301	6775227-9	215.025	122
3093532	584.036	120	8172097	170.222	301	8510548-5	584.024	126
3093532	584.036	121	8550611	584.024	126	8550611-1	584.024	126
3093532	584.036	123	20366348	133.232	290	<i>Adattabile a / Suitable to :</i> WVA		
3093532	584.036	124	20441568	196.432	211			
3093919	584.024	126	20452326	582.008	342			
3095396	584.026	126	20471422	284.052	257			
3095632	215.133	121	20471428	284.054	257	20359	584.011	--
3095652	215.209	120	20508823	196.431	211	20465	584.032	--
3095672	215.210	120	20537671	196.428	209	20653	584.011	--
3095673	215.132	121	20568712	584.047	124	20706	584.082	--
3098048	584.089	119	20568712	584.047	125	20707	584.082	--
3098048	584.089	122	20568715	584.047	124	20784	584.068	--
3098048	584.089	123	20568715	584.047	125	20932	584.067	--
3099533	584.049	124	20711957	123.209	231	20934	584.067	--
3099533	584.049	125	20711957	123.209	231	21048	584.012	--
3112965	215.173	126	20729327	196.269	210	21160	584.011	--
3171648	581.017	342	20729327	196.269	210	21188	584.031	--
3943330	581.011	342	20729380	196.354	210	21302	584.089	--
3944751	582.008	342	20730051	196.323	210	21573	584.067	--
6621920	133.072	288	20730056	196.429	210	21620	584.012	--
6638385	133.071	288	20742684	196.430	211	23021	584.076	--
6774687	215.001	122	20768092	584.026	126	23434	584.055	--
6774687	215.001	122	20768101	584.049	124	23435	584.055	--
6775223	215.025	122	20768101	584.049	125	23501	584.061	--
6775227	215.025	122	20768115	584.036	120	23901	584.075	--
6775229	215.025	122	20768115	584.036	121	23921	584.056	--
6779205	215.026	119	20768115	584.036	123	23941	584.061	--
6779208	215.026	119	20768115	584.036	124	23942	584.061	--
6779209	215.027	119	20825594	584.024	126	23990	584.072	--
6779998	584.089	119	20918891	584.026	126	23991	584.072	--
6779998	584.089	122	31129650	215.173	126	24343	584.062	--
6779998	584.089	123	67792085	215.026	119	24465	584.070	--
6779999	584.089	119	67792093	215.027	119	24468	584.071	--
6779999	584.089	122	67968644	215.174	123	24469	584.071	--
						24589	584.056	--

Date

2010 / 2011

Table

Index

All original equipment manufacturers' numbers, symbols, pictures, models and description used in this catalogue are for reference only, and it is not implied that any part listed is the product of these manufactures. Tutti i nostri particolari non sono originali ma con essi intercambiabili. I riferimenti originali, le figure, i modelli sono esposti a semplice titolo indicativo. La nostra produzione riporta il nostro marchio.

O.E.M. References

O.E.M. no.	CEI no.	Pag.	O.E.M. no.	CEI no.	Pag.	O.E.M. no.	CEI no.	Pag.
29001	584.033	--	29092	584.050	--	29163	584.000	--
29011	584.019	--	29093	584.001	--	29165	584.004	--
29012	584.032	--	29094	584.001	--	29167	584.005	--
29013	584.085	--	29095	584.001	--	29169	584.022	--
29014	584.085	--	29096	584.001	--	29171	584.035	--
29017	584.044	--	29099	584.057	--	29171	584.035	--
29024	584.044	--	29100	584.042	--	29173	584.047	--
29027	584.044	--	29105	584.000	--	29174	584.041	--
29028	584.044	--	29106	584.000	--	29177	584.022	--
29029	584.044	--	29107	584.046	--	29179	584.000	--
29030	584.020	--	29108	584.000	--	29181	584.086	--
29032	584.018	--	29109	584.000	--	29183	584.038	--
29033	584.034	--	29113	584.020	--	29184	584.001	--
29034	584.054	--	29114	584.020	--	29185	584.003	--
29035	584.054	--	29115	584.038	--	29186	584.043	--
29037	584.013	--	29116	584.038	--	29190	584.077	--
29038	584.013	--	29119	584.051	--	29192	584.045	--
29039	584.089	--	29120	584.007	--	29201	584.000	--
29040	584.032	--	29121	584.014	--	29202	584.000	--
29041	584.012	--	29122	584.017	--	29203	584.047	--
29042	584.000	--	29123	584.010	--	29210	584.020	--
29043	584.094	--	29124	584.025	--	29215	584.004	--
29050	584.094	--	29125	584.026	--	29216	584.005	--
29051	584.094	--	29126	584.002	--	29217	584.048	--
29053	584.020	--	29127	584.017	--	29219	584.041	--
29056	584.023	--	29131	584.021	--	29220	584.054	--
29057	584.023	--	29136	584.037	--	29221	584.054	--
29058	584.023	--	29137	584.036	--	29229	584.029	--
29059	584.000	--	29141	584.051	--	29231	584.053	--
29061	584.000	--	29142	584.051	--	29232	584.030	--
29065	584.023	--	29143	584.003	--	29302	584.089	--
29067	584.016	--	29145	584.001	--	29357	584.014	--
29068	584.058	--	29148	584.038	--	29374	584.014	--
29074	584.043	--	29149	584.006	--	29706	584.054	--
29075	584.043	--	29150	584.039	--	29747	584.081	--
29076	584.027	--	29151	584.049	--	29835	584.079	--
29077	584.050	--	29153	584.027	--	29947	584.054	--
29083	584.020	--	29156	584.021	--	29985	584.054	--
29084	584.020	--	29158	584.008	--	29121.17,3	584.015	--
29087	584.000	--	29159	584.002	--			
29088	584.028	--	29160	584.009	--			
29090	584.024	--	29161	584.009	--			
29091	584.028	--	29162	584.040	--			

Date

2010 / 2011

Table

Index

CEI no.	Adattabile a	O.E.M. no.	Pag.	CEI no.	Adattabile a	O.E.M. no.	Pag.
123.080	IVECO	4602143	216	123.255	DAF	1314188	222
123.081	IVECO	4602203	216	123.267	RENAULT V.I.	50 10 295 161	228
123.082	IVECO	4603795	217	<i>123.305</i>	DAF	1606305	223
123.083	IVECO	8819789	216	<i>123.306</i>	RENAULT V.I.	74 21 033 328	227
<i>123.128</i>	MERCEDES	315 032 0105	224	<i>123.307</i>	RENAULT V.I.	74 20 711 957	227
<i>123.138</i>	IVECO	8814032	216	<i>123.308</i>	RENAULT V.I.	50 10 437 198	228
123.139	IVECO	8819718	217	<i>123.309</i>	RENAULT V.I.	50 00 810 948	228
123.140	IVECO	4279804	217	<i>123.310</i>	SCANIA	1539451	230
123.141	IVECO	4704106	217	128.055	IVECO	42062797	308
123.142	ASTRA	49301	221	128.055	IVECO	42062797	310
123.142	IVECO	4672334	219	<i>133.032</i>	VOLVO	1698347	288
123.142	IVECO BUS	4672334	220	133.035	VOLVO	1651032	288
<i>123.144</i>	IVECO BUS	4712475	220	133.051	SCANIA	1879538	287
123.150	ASTRA	48160	221	133.052	SCANIA	1879540	287
123.150	IVECO	4718356	219	<i>133.054</i>	SCANIA	365913	286
123.150	IVECO BUS	4718356	220	133.062	SCANIA	366441	287
123.176	MAN	51 02310 0096	226	133.067	IVECO	1905986	264
123.176	MERCEDES	403 032 0305	225	133.068	DAF	608921	274
123.180	SCANIA	170069	229	133.068	IVECO	92601339	262
123.184	VOLVO	420794	231	133.068	IVECO	92601339	265
123.193	SCANIA	1471237	229	133.069	IVECO	4676888	262
123.194	MERCEDES	352 032 1105	224	<i>133.070</i>	IVECO	4685815	262
123.196	RENAULT V.I.	00 00 141 306	227	133.071	DAF	316340	274
123.202	IVECO	4862411	218	133.071	IVECO	7984508	262
123.206	MERCEDES	352 032 1305	224	133.071	IVECO	7984508	266
123.207	IVECO	42064800	311	133.071	VOLVO	6782724	288
123.209	VOLVO	20711957	231	133.072	IVECO	9981618	262
123.213	DAF	240593	222	133.072	RENAULT V.I.	50 00 816 506	282
123.214	DAF	298355	222	133.072	VOLVO	6621920	288
<i>123.215</i>	DAF	243716	222	<i>133.073</i>	IVECO	4672046	263
123.224	RENAULT V.I.	00 37 376 022	227	133.074	IVECO	7981263	263
123.225	SCANIA	1527914	229	133.075	IVECO	5978564	263
123.226	SCANIA	1527913	229	133.076	IVECO	7981058	263
<i>123.242</i>	IVECO	61578844	219	133.076	IVECO	7981058	270
<i>123.243</i>	IVECO	4852780	218	133.076	RENAULT V.I.	50 00 803 045	284
123.244	IVECO	4890454	218	133.077	IVECO	92601338	263
<i>123.245</i>	IVECO	99438525	218	133.078	IVECO	5982881	264
123.246	IVECO	99433386	219	<i>133.079</i>	DAF	1258761	274
123.246	IVECO BUS	99433386	220	133.080	ASTRA	103265	273
123.247	MERCEDES	366 032 0105	224	133.080	IVECO	93159313	269
<i>123.248</i>	MERCEDES	906 032 0005	225	<i>133.081</i>	IVECO	42485180	269
<i>123.249</i>	MAN	51 02310 0086	226	133.082	IVECO	93190028	269
<i>123.250</i>	MERCEDES	403 032 0705	225	133.082	MAN	81 39126 6017	278

All original equipment manufacturers numbers, symbols, pictures, models and description used in this catalogue are for reference only, and it is not implied that any part listed is the product of these manufactures. Tutti i nostri particolari non sono originali ma con essi intercambiabili. I riferimenti originali, le figure, i modelli sono esposti a semplice titolo indicativo. La nostra produzione riporta il nostro marchio.

CEI Index

CEI no.	Adattabile a	O.E.M. no.	Pag.	CEI no.	Adattabile a	O.E.M. no.	Pag.
133.082	RENAULT V.I.	50 00 559 743	284	133.146	SCANIA	1111747	286
133.082	VOLVO	232540	289	133.182	IVECO	42535252	264
133.083	IVECO	93157114	269	133.183	IVECO	42535253	265
133.083	IVECO	93157114	272	133.184	IVECO	42537900	266
133.084	ASTRA	103261	273	133.185	IVECO	42537901	267
133.084	DAF	264354	274	133.186	IVECO	42538040	267
133.084	IVECO	8198583	269	133.187	IVECO	42538089	267
133.084	MAN	81 39126 6021	278	133.188	IVECO	42533783	268
133.084	MERCEDES	335 410 0031	276	133.189	IVECO	42534500	268
133.084	RENAULT V.I.	50 00 242 009	283	133.190	IVECO	42536996	271
133.085	IVECO	42540211	270	133.191	DAF	1288233	275
133.085	IVECO	42540211	272	133.192	MERCEDES	971 410 0031	276
133.086	IVECO	93160225	267	133.193	MERCEDES	970 410 0031	276
133.087	IVECO	42533841	268	133.194	MERCEDES	942 410 0231	277
133.088	IVECO	93160516	268	133.196	MERCEDES	942 410 0031	277
133.088	IVECO	93160516	270	133.198	MERCEDES	656 410 0131	277
133.089	MERCEDES	973 410 0031	276	133.199	MAN	81 39108 6052	278
133.090	MERCEDES	942 410 0131	276	133.200	MAN	81 39126 6033	278
133.091	ASTRA	103269	273	133.201	RENAULT V.I.	50 01 860 801	280
133.091	MERCEDES	940 410 0031	277	133.202	RENAULT V.I.	50 00 816 000	282
133.093	SCANIA	264044	286	133.203	RENAULT V.I.	50 00 810 750	282
133.094	VOLVO	1651229	289	133.204	RENAULT V.I.	50 00 287 982	282
133.095	SCANIA	1879537	286	133.205	RENAULT V.I.	50 00 821 166	284
133.105	IVECO	8197741	265	133.206	RENAULT V.I.	50 01 859 092	281
133.119	IVECO	42537898	268	133.207	RENAULT V.I.	50 01 821 930	280
133.119	IVECO	42537898	270	133.208	RENAULT V.I.	50 01 837 379	280
133.120	IVECO	93157217	266	133.209	RENAULT V.I.	50 01 836 379	282
133.121	IVECO	42532346	267	133.211	RENAULT V.I.	50 01 845 964	283
133.122	SCANIA	1879541	287	133.212	RENAULT V.I.	50 01 856 100	280
133.133	IVECO	42541373	265	133.214	RENAULT V.I.	50 01 856 094	281
133.134	IVECO	42546224	266	133.215	RENAULT V.I.	74 20 883 932	280
133.134	IVECO	42546224	266	133.216	RENAULT V.I.	74 20 876 183	281
133.135	IVECO	42533410	271	133.217	RENAULT V.I.	50 01 844 448	283
133.136	IVECO	42537896	271	133.218	RENAULT V.I.	50 01 836 375	283
133.137	DAF	1435591	274	133.221	RENAULT V.I.	50 01 855 880	284
133.138	DAF	1435479	275	133.222	RENAULT V.I.	50 01 837 380	285
133.139	MAN	81 39126 6030	278	133.223	RENAULT V.I.	50 00 295 260	284
133.140	MAN	81 39126 6006	279	133.224	RENAULT V.I.	50 01 831 553	285
133.141	MAN	81 39374 6003	279	133.225	RENAULT V.I.	50 01 845 132	285
133.142	RENAULT V.I.	50 01 855 842	281	133.226	RENAULT V.I.	50 01 867 925	281
133.143	RENAULT V.I.	50 01 855 838	283	133.227	RENAULT V.I.	50 01 875 775	285
133.144	VOLVO	1068253	289	133.228	VOLVO	8127182	290
133.145	IVECO	42541372	264	133.229	VOLVO	8127230	289

Date

2010 / 2011

Table

Index

CEI no.	Adattabile a	O.E.M. no.	Pag.	CEI no.	Adattabile a	O.E.M. no.	Pag.
133.230	VOLVO	1068247	288	189.550	IVECO	7180111	32
133.231	VOLVO	1068250	289	190.114	IVECO	2477919	309
133.232	VOLVO	20366348	290	190.148	IVECO	CEI 190148	309
139.410	SCANIA	366592	232	190.294	IVECO	42064785	311
139.490	IVECO	8189384	232	196.041	IVECO	98417927	167
139.497	IVECO	4692272	232	196.061	IVECO	99438938	172
139.504	IVECO	8164927	232	196.127	ASTRA	110478	179
150.132	IVECO	42101713	311	196.127	IVECO	4792154	166
157.071	IVECO	4459828	308	196.127	IVECO BUS	4792154	175
157.072	IVECO	42159023	308	196.155	ASTRA	49302	179
157.178	IVECO	42064799	310	196.155	IVECO	4805042	166
157.179	IVECO	42064798	310	196.155	IVECO BUS	4805042	176
170.055	IVECO	2478287	296	196.178	ASTRA	CEI 196178	179
170.080	IVECO	7162304	296	196.178	IVECO	4745786	167
170.091	SCANIA	264311	299	196.183	MAN	51 02301 7295	191
170.096	VOLVO	1523100	301	196.183	MERCEDES	403 030 1305	184
170.097	VOLVO	1523101	301	196.184	MAN	51 02301 7300	191
170.101	SCANIA	264310	299	196.184	MERCEDES	447 030 1805	185
170.103	SCANIA	1761195	299	196.191	IVECO	4797424	166
170.105	VOLVO	1673055	301	196.192	MERCEDES	355 030 1405	184
170.106	VOLVO	1673056	302	196.200	MAN	51 02301 7414	192
170.124	SCANIA	1368178	299	196.200	MERCEDES	442 030 0205	186
170.125	VOLVO	1069363	303	196.212	SCANIA	393151	203
170.146	SCANIA	1379306	299	196.214	MAN	51 02301 7410	191
170.157	VOLVO	1523102	302	196.228	RENAULT V.I.	50 00 666 395	197
170.159	VOLVO	1524182	302	196.235	MERCEDES	422 030 0505	185
170.161	VOLVO	1523103	302	196.236	IVECO BUS	4805040	175
170.163	VOLVO	1524183	302	196.237	SCANIA	324642	204
170.219	RENAULT V.I.	50 10 319 632	298	196.239	MERCEDES	442 030 1905	185
170.220	RENAULT V.I.	50 10 319 631	298	196.241	MAN	51 02301 7439	192
170.221	VOLVO	8172096	301	196.242	MAN	51 02301 7440	192
170.222	VOLVO	8172097	301	196.243	RENAULT V.I.	50 00 686 610	197
170.229	SCANIA	1528052	300	196.245	RENAULT V.I.	50 00 663 606	196
170.230	SCANIA	1851412	300	196.246	MERCEDES	541 030 0105	189
170.231	SCANIA	1528051	300	196.247	MERCEDES	352 030 3905	184
170.273	MERCEDES	942 353 0235	297	196.248	MERCEDES	376 030 1305	184
170.274	MERCEDES	944 330 0081	297	196.249	RENAULT V.I.	50 00 694 235	202
170.275	MERCEDES	944 353 0235	297	196.251	ASTRA	117920	180
175.060	IVECO	42037489	308	196.251	IVECO	98426708	172
175.189	IVECO	42118227	310	196.252	ASTRA	CEI 196252	179
175.191	IVECO	7165379	146	196.252	IVECO	98429582	167
189.525	RENAULT V.I.	50 00 450 158	104	196.253	ASTRA	958521	180
189.526	RENAULT V.I.	50 10 216 548	113	196.253	IVECO	98448294	172

All original equipment manufacturers numbers, symbols, pictures, models and description used in this catalogue are for reference only, and it is not implied that any part listed is the product of these manufacturers. Tutti i nostri particolari non sono originali ma con essi intercambiabili. I riferimenti originali, le figure, i modelli sono esposti a semplice titolo indicativo. La nostra produzione riporta il nostro marchio.

CEI Index

CEI no.	Adattabile a	O.E.M. no.	Pag.	CEI no.	Adattabile a	O.E.M. no.	Pag.
196.254	SCANIA	1403271	203	196.303	IVECO BUS	61318968	178
196.255	SCANIA	1327181	204	196.304	DAF	1248017	181
196.256	RENAULT V.I.	50 00 693 023	197	196.305	DAF	1307716	181
196.256	RENAULT V.I.	50 00 693 023	200	196.306	MERCEDES	906 030 3005	187
196.259	DAF	1236598	182	196.307	MERCEDES	906 030 4605	187
196.260	DAF	1207713	181	196.308	MERCEDES	457 030 0605	189
196.261	DAF	1209568	181	196.309	MAN	51 02301 7389	191
196.263	IVECO	61315126	168	196.310	MAN	51 02301 5258	193
196.263	IVECO BUS	61315126	175	196.311	MAN	51 02301 5259	193
196.264	IVECO BUS	61318471	176	196.312	RENAULT V.I.	50 10 258 100	195
196.265	IVECO BUS	98491646	176	196.313	SCANIA	1487563	205
196.266	IVECO	98417925	168	196.314	SCANIA	1487564	205
196.267	IVECO	61318469	171	196.315	VOLVO	422740	208
196.268	IVECO	98417924	168	196.316	VOLVO	478670	208
196.269	VOLVO	20729327	210	196.317	VOLVO	422746	208
196.273	VOLVO	478931	209	196.318	VOLVO	478913	208
196.274	SCANIA	1487562	204	196.319	VOLVO	479543	209
196.275	SCANIA	1465412	203	196.320	VOLVO	1556716	209
196.275	SCANIA	1465412	205	196.320	VOLVO	1556716	211
196.276	IVECO	98434870	167	196.323	VOLVO	20730051	210
196.277	RENAULT V.I.	50 00 676 405	195	196.354	VOLVO	20729380	210
196.281	SCANIA	1487557	203	196.356	MAN	51 02301 6043	194
196.282	SCANIA	1487558	204	196.359	RENAULT V.I.	50 10 550 772	198
196.282	SCANIA	1487558	205	196.378	RENAULT V.I.	74 20 895 903	198
196.284	MERCEDES	441 030 0405	185	196.379	IVECO	504100950	170
196.286	DAF	1314029	182	196.380	IVECO	504100960	169
196.287	IVECO	4852529	166	196.381	IVECO	504100953	170
196.288	IVECO	99463588	168	196.382	IVECO	99432862	174
196.289	IVECO	4846997	169	196.383	IVECO	504165945	174
196.290	IVECO	98447126	169	196.384	IVECO BUS	504018972	177
196.290	IVECO	98447126	171	196.385	IVECO BUS	504150473	177
196.291	MERCEDES	906 030 2105	186	196.386	IVECO BUS	500336751	177
196.292	IVECO	4892458	169	196.387	DAF	1333196	182
196.293	IVECO	4892328	170	196.388	DAF	1458779	183
196.294	IVECO	4896144	170	196.389	DAF	1626241	183
196.295	MERCEDES	906 030 2005	186	196.390	MERCEDES	906 030 5405	186
196.296	IVECO	61321038	171	196.391	MERCEDES	906 030 5705	187
196.297	IVECO	61320223	171	196.392	MERCEDES	906 030 3405	187
196.298	IVECO	8850751	173	196.394	MERCEDES	906 030 0759	188
196.299	IVECO	8850750	173	196.395	MERCEDES	906 030 0859	188
196.300	IVECO	99475581	173	196.396	MERCEDES	906 030 5505	188
196.301	IVECO BUS	61321207	176	196.397	MERCEDES	906 030 6105	188
196.302	IVECO BUS	61321208	177	196.398	MERCEDES	542 030 0305	189

Date

2010 / 2011

Table

Index

CEI no.	Adattabile a	O.E.M. no.	Pag.	CEI no.	Adattabile a	O.E.M. no.	Pag.
196.399	MERCEDES	542 030 0059	190	198.611	IVECO	1904529	5
196.400	MAN	51 02301 5267	192	198.665	IVECO	1907765	20
196.401	MAN	51 02301 6080	193	198.667	IVECO	1904692	6
196.402	MAN	51 02301 6034	193	198.668	IVECO	1904693	15
196.403	RENAULT V.I.	50 10 258 296	195	198.669	IVECO	1907568	26
196.404	RENAULT V.I.	50 10 450 369	195	198.670	IVECO	1907569	29
196.405	RENAULT V.I.	50 10 450 325	196	198.709	IVECO	2992235	325
196.406	RENAULT V.I.	74 20 790 229	196	198.730	IVECO	1908577	21
196.407	RENAULT V.I.	74 20 796 163	196	198.731	IVECO	1908578	23
196.408	RENAULT V.I.	74 21 013 388	198	198.739	VOLVO	271106	328
196.409	RENAULT V.I.	74 20 858 550	198	198.785	IVECO	CEI 198785	311
196.410	RENAULT V.I.	74 20 742 684	199	198.977	VOLVO	1669488	328
196.411	RENAULT V.I.	74 20 589 706	199	210.155	IVECO	1906350	145
196.412	RENAULT V.I.	74 20 537 671	199	210.156	IVECO	1906351	145
196.413	RENAULT V.I.	74 20 569 708	199	210.157	IVECO	CEI 210157	145
196.414	RENAULT V.I.	74 20 568 452	200	210.158	IVECO	1906403	146
196.415	RENAULT V.I.	50 10 437 010	200	210.159	IVECO	2995817	146
196.416	RENAULT V.I.	50 01 834 864	200	215.001	VOLVO	6774687	122
196.417	RENAULT V.I.	74 20 729 327	201	215.002	MERCEDES	669 421 0612	54
196.418	RENAULT V.I.	74 20 730 119	201	215.003	MERCEDES	670 421 0312	54
196.419	RENAULT V.I.	74 20 729 380	201	215.003	NEOPLAN	6704210312	88
196.420	RENAULT V.I.	74 20 730 120	201	215.003	NEOPLAN	6704210312	88
196.421	SCANIA	1805086	206	215.008	MERCEDES	631 420 0372	53
196.422	SCANIA	1801174	206	215.009	KASSBOHRER SETRA	179241111310	74
196.423	SCANIA	1780578	206	215.010	KASSBOHRER SETRA	8285390000	75
196.424	SCANIA	1776466	206	215.011	KASSBOHRER SETRA	179241111307	74
196.425	SCANIA	1541859	207	215.012	FORD	6172906	52
196.426	SCANIA	1805085	207	215.013	MERCEDES	601 420 0272	53
196.427	SCANIA	1504974	207	215.014	RENAULT V.I.	50 00 396 612	101
196.428	VOLVO	20537671	209	215.016	IVECO	2991979	32
196.429	VOLVO	20730056	210	215.017	RENAULT V.I.	50 10 216 437	114
196.430	VOLVO	20742684	211	215.020	IVECO	42470842	6
196.431	VOLVO	20508823	211	215.022	IVECO	42471111	7
196.432	VOLVO	20441568	211	215.023	DAF	PAK5513	46
196.433	DAF	1442512	182	215.024	DAF	PAK3546	46
198.204	VOLVO	273660	328	215.025	VOLVO	6775227	122
198.295	IVECO BUS	4712736	175	215.026	VOLVO	6779208	119
198.527	IVECO	7170420	145	215.027	VOLVO	6779209	119
198.534	SCANIA	264043	286	215.028	MAN	81 50803 0009	82
198.580	IVECO	CEI 198580	309	215.028	NEOPLAN	81508030009	89
198.608	IVECO	1904532	16	215.029	MAN	81 50803 0010	76
198.609	IVECO	1904531	4	215.030	MERCEDES	356 421 1212	72
198.610	IVECO	1904528	4	215.030	NEOPLAN	3564211212	90

All original equipment manufacturers' numbers, symbols, pictures, models and description used in this catalogue are for reference only, and it is not implied that any part listed is the product of these manufacturers. Tutti i nostri particolari non sono originali ma con essi intercambiabili. I riferimenti originali, le figure, i modelli sono esposti a semplice titolo indicativo. La nostra produzione riporta il nostro marchio.

CEI Index

CEI no.	Adattabile a	O.E.M. no.	Pag.	CEI no.	Adattabile a	O.E.M. no.	Pag.
215.031	IVECO	2996329	33	215.074	MERCEDES	668 423 0412	66
215.032	IVECO BUS	93161407	36	215.075	MERCEDES	668 423 0512	67
215.034	BPW	03.088.34.06.0	132	215.076	IVECO	2992477	34
215.035	BPW	03.088.34.04.0	131	215.076	IVECO BUS	2992477	37
215.038	RENAULT V.I.	50 10 260 101	103	215.077	MERCEDES	970 421 0612	67
215.039	RENAULT V.I.	50 10 260 102	104	215.078	MERCEDES	970 423 0712	69
215.040	MERITOR ROR	212 25 115	135	215.079	MERCEDES	975 421 0212	68
215.041	MERITOR ROR	212 24 263	135	215.079	NEOPLAN	9754210212	87
215.042	SAF	4 079 0005 02	140	215.080	MERCEDES	975 423 0612	69
215.043	SCANIA	1852817	118	215.080	NEOPLAN	9754230612	88
215.044	BPW	03.088.35.05.0	129	215.081	DAF	1640561	50
215.045	ACERBI SMB	M069018	127	215.082	MAN	81 50803 0040	83
215.046	SAF	4 079 0003 00	139	215.082	MAN	81 50803 0040	85
215.047	BPW	03.088.34.08.0	133	215.082	MAN	81 50803 0040	86
215.048	RENAULT V.I.	50 10 216 433	101	215.083	MAN	81 50803 0041	84
215.049	RENAULT V.I.	50 10 260 604	102	215.083	MAN	81 50803 0041	86
215.050	RENAULT V.I.	50 10 260 603	102	215.084	RENAULT V.I.	50 10 260 218	105
215.051	RENAULT V.I.	50 10 260 609	103	215.085	RENAULT V.I.	50 10 525 014	106
215.052	BPW	03.088.35.01.0	129	215.086	RENAULT V.I.	50 10 598 303	106
215.053	RENAULT V.I.	50 10 422 593	115	215.087	VOLVO	3092710	126
215.054	MERCEDES	942 423 0012	70	215.088	VOLVO	85103803	126
215.054	MERCEDES	942 423 0012	73	215.089	MAN	81 50803 0061	80
215.054	MERCEDES	942 423 0012	134	215.090	MAN	81 50803 0039	79
215.054	MERCEDES	942 423 0012	144	215.091	IVECO	2992635	30
215.055	IVECO	42470836	8	215.092	IVECO	2992636	31
215.056	IVECO	2991646	11	215.093	DAF	1408252	47
215.057	IVECO	2994066	12	215.094	DAF	1408671	47
215.058	IVECO	42471150	18	215.095	DAF	1408254	48
215.059	IVECO	42471214	16	215.096	DAF	AMPA014	48
215.060	IVECO	1906466	27	215.097	DAF	1400069	49
215.061	IVECO	2992271	28	215.098	DAF	1400284	49
215.062	IVECO	2992291	30	215.099	MERCEDES	970 423 1012	68
215.063	MERCEDES	902 421 0612	55	215.100	MAN	81 50803 0057	78
215.064	MERCEDES	902 421 0712	56	215.100	MAN	81 50803 0057	81
215.065	MERCEDES	901 423 0612	57	215.101	RENAULT V.I.	50 10 422 263	108
215.066	MERCEDES	901 423 1012	58	215.102	RENAULT V.I.	50 10 525 362	108
215.067	MERCEDES	902 423 0312	59	215.103	RENAULT V.I.	50 10 525 363	109
215.068	MERCEDES	902 423 0512	60	215.104	RENAULT V.I.	50 10 525 508	109
215.069	MERCEDES	904 423 0312	61	215.105	RENAULT V.I.	50 10 422 364	116
215.070	MERCEDES	668 421 0112	64	215.106	VOLVO	85103806	124
215.071	MERCEDES	668 421 0212	65	215.107	VOLVO	85103809	123
215.072	MERCEDES	668 423 0012	65	215.108	ACERBI SMB	449418	128
215.073	MERCEDES	668 423 0112	66	215.109	BPW	03.088.34.01.0	130

Date

2010 / 2011

Table

Index

CEI no.	Adattabile a	O.E.M. no.	Pag.	CEI no.	Adattabile a	O.E.M. no.	Pag.
215.110	BPW	03.088.34.03.0	130	<i>215.150</i>	DAF	1812582	51
<i>215.111</i>	BPW	03.088.34.09.7	131	<i>215.151</i>	DAF	1812563	50
215.112	MERITOR ROR	212 27 349	135	215.152	IVECO	1908179	24
215.113	MERITOR ROR	MBR 9004	137	215.153	MERCEDES	906 421 0012	62
215.114	SAF	4 079 0004 00	141	215.154	MERCEDES	906 423 0012	62
215.116	RENAULT V.I.	50 10 422 262	105	215.155	IVECO	2996028	13
215.117	MAN	81 50803 0026	77	215.156	IVECO	2996027	13
215.118	SAF	4079000701	142	215.157	IVECO	2996131	10
215.119	NISSAN	40206-F3902	91	215.158	IVECO	2996122	17
215.120	NISSAN	40206-F3901	91	215.159	RENAULT V.I.	50 01 864 498	117
215.120	NISSAN	40206-F3901	99	215.160	IVECO	2996327	35
215.121	NISSAN	40206-9X200	92	215.161	MAN	81 50803 0042	81
215.122	NISSAN	40206-9X401	94	215.162	RENAULT V.I.	50 10 525 364	110
215.123	NISSAN	43207-9X100	96	215.165	BPW	03.088.34.07.7	132
215.123	NISSAN	43207-9X100	98	215.166	IVECO	2996043	14
215.124	NISSAN	06100420-0	99	215.167	IVECO	2996121	9
215.124	NISSAN	06100420-0	100	215.168	IVECO	2996328	35
215.125	NISSAN	06200438-0	100	215.168	IVECO BUS	2996328	38
215.126	NISSAN	40206-9X403	92	215.169	NISSAN	40206-9X001	95
215.126	NISSAN	40206-9X403	97	215.170	NISSAN	40206-9X40A	98
<i>215.127</i>	SCANIA	1415147	118	215.171	NISSAN	40206-D9200	93
215.128	IVECO	42546401	9	215.172	MERITOR ROR	MBR9014	138
215.129	SAF	4 079 0010 01	142	215.173	VOLVO	3112965	126
215.130	SAF	4 079 0013 00	143	215.174	VOLVO	6796864	123
215.131	BPW	03.088.34.10.0	133	215.175	MERCEDES	943 421 0312	71
215.132	MERITOR ROR	MBR 9003	136	215.175	MERCEDES	943 421 0312	73
215.132	VOLVO	3095673	121	215.176	RENAULT V.I.	S50 01 864 498	117
215.133	MERITOR ROR	MBR 9002	136	215.177	IVECO	2996033	14
215.133	VOLVO	3095632	121	215.178	IVECO	2996049	19
215.134	MERITOR ROR	MBR 9001	136	215.179	IVECO	2995894	31
<i>215.135</i>	MERITOR ROR	MBR 9008	138	215.180	IVECO	2996419	24
<i>215.136</i>	MERITOR ROR	MBR 9000	137	215.181	IVECO	2996418	25
215.137	ISUZU	8-97015-887-0	42	215.182	IVECO BUS	2994031	38
215.138	ISUZU	8-97031-007-1	42	215.183	IVECO BUS	2994084	39
215.139	ISUZU	8-97168-631-1	43	215.184	IVECO BUS	2996353	39
215.140	ISUZU	8-97168-632-1	43	215.185	MERCEDES	906 423 0112	63
215.141	MITSUBISHI	QMB295971	40	215.186	ISUZU	8-97371-877-0	44
215.142	MITSUBISHI	ADC44383	40	215.187	ISUZU	8-97387-229-0	44
215.143	MITSUBISHI	QMK326334	41	215.188	ISUZU	8-97387-228-0	45
<i>215.145</i>	MITSUBISHI	QMK374048	41	<i>215.189</i>	MERCEDES	905 421 0012	63
<i>215.146</i>	VOLVO	85110495	125	<i>215.190</i>	MERCEDES	905 420 0072	64
<i>215.147</i>	VOLVO	85110494	124	<i>215.191</i>	MERCEDES	979 421 0412	70
215.148	MAN	81 50803 0048	86	<i>215.192</i>	MERCEDES	942 421 2312	71

All original equipment manufacturers numbers, symbols, pictures, models and description used in this catalogue are for reference only, and it is not implied that any part listed is the product of these manufacturers. Tutti i nostri particolari non sono originali ma con essi intercambiabili. I riferimenti originali, le figure, i modelli sono esposti a semplice titolo indicativo. La nostra produzione riporta il nostro marchio.

CEI Index

CEI no.	Adattabile a	O.E.M. no.	Pag.	CEI no.	Adattabile a	O.E.M. no.	Pag.
215.193	MERCEDES	942 421 1312	72	280.038	IVECO	4190631	315
215.194	MAN	81 50803 0056	85	280.039	IVECO	4203195	317
215.195	MAN	81 50803 0064	85	280.039	IVECO BUS	4203195	324
215.196	NEOPLAN	0821.333.10	87	280.042	IVECO BUS	4217815	324
215.197	NEOPLAN	0821.358.30	87	280.044	IVECO	4220811	317
215.198	IVECO	2996010	22	280.047	IVECO BUS	4271251	324
215.199	RENAULT V.I.	50 10 598 305	107	280.051	IVECO	4277619	317
215.200	RENAULT V.I.	50 10 598 308	107	280.052	IVECO	4277623	317
215.201	RENAULT V.I.	50 10 598 306	110	280.054	IVECO	4285102	316
215.201	RENAULT V.I.	50 10 598 306	112	280.056	IVECO BUS	4294671	324
215.202	RENAULT V.I.	50 10 598 307	111	280.058	IVECO BUS	4299803	324
215.203	RENAULT V.I.	50 10 598 304	111	280.059	IVECO	4756967	321
215.204	NISSAN	40206-9X000	93	280.059	IVECO BUS	4756967	324
215.205	NISSAN	40206-LA600	94	280.060	IVECO	4317214	316
215.205	NISSAN	40206-LA600	97	280.060	IVECO	4317214	321
215.206	NISSAN	40206-9X602	95	280.061	IVECO	4317215	316
215.207	NISSAN	40206-9X60A	96	280.061	IVECO	4317215	321
215.208	RENAULT V.I.	50 10 598 309	112	280.063	IVECO	4334676	317
215.209	VOLVO	3095652	120	280.063	IVECO BUS	4334676	324
215.210	VOLVO	3095672	120	280.114	IVECO	4220643	315
215.211	RENAULT V.I.	50 10 525 326	116	280.114	IVECO	4220643	317
245.001	IVECO	4626601	316	280.114	IVECO	4220643	319
245.001	IVECO BUS	4626601	324	280.114	IVECO	4220643	320
245.002	IVECO	4652888	316	280.119	IVECO	862109	317
245.002	IVECO	4652888	318	280.120	IVECO	4091297	317
245.003	IVECO	8954868	317	280.122	IVECO	4254480	317
245.004	IVECO	4724724	322	280.123	IVECO	4837195	321
245.006	IVECO BUS	4761467	324	280.124	IVECO	4837192	321
245.012	IVECO	61596333	322	280.125	IVECO	4295958	316
280.023	IVECO	983637	317	280.127	IVECO	4191164	315
280.024	IVECO BUS	4052082	324	280.127	IVECO	4191164	316
280.026	IVECO	4067826	316	280.127	IVECO	4191164	320
280.026	IVECO	4067826	317	280.127	IVECO	4191164	321
280.026	IVECO BUS	4067826	324	280.128	IVECO	4220641	315
280.027	IVECO BUS	4071173	324	280.129	IVECO	4797845	315
280.029	IVECO	4071472	317	280.129	IVECO	4797845	319
280.029	IVECO BUS	4071472	324	280.129	IVECO	4797845	320
280.030	IVECO	4073205	317	280.129	IVECO	4797845	321
280.031	IVECO	4102475	317	280.130	IVECO	4311345	315
280.031	IVECO BUS	4102475	324	280.130	IVECO	4311345	317
280.032	IVECO	4121823	317	280.130	IVECO	4311345	319
280.033	IVECO	4132133	315	280.131	IVECO	4122369	317
280.036	IVECO	4190175	315	280.132	IVECO	4220639	315

Date

2010 / 2011

Table

Index

CEI no.	Adattabile a	O.E.M. no.	Pag.	CEI no.	Adattabile a	O.E.M. no.	Pag.
280.133	IVECO	4276036	315	280.360	IVECO	4804131	321
280.133	IVECO	4276036	319	280.361	IVECO	4804132	321
280.134	IVECO	4800161	315	280.361	IVECO	4804132	321
280.134	IVECO	4800161	319	280.362	IVECO	93155721	321
280.159	VOLVO	1620462	328	280.363	IVECO	93155722	321
280.184	IVECO	4296247	315	280.364	IVECO	4777521	321
280.184	IVECO	4296247	316	280.364	IVECO	4777521	322
280.184	IVECO	4296247	321	280.437	IVECO	9989017	318
280.204	IVECO	4208251	317	280.471	FIAT	9938829	314
280.206	IVECO	61590154	316	280.472	IVECO	4797280	318
280.206	IVECO	61590154	321	280.477	IVECO	4797844	315
280.206	IVECO	61590154	322	280.478	IVECO	4765078	315
280.215	IVECO	4270737	315	280.478	IVECO	4765078	319
280.301	IVECO	8121576	318	280.478	IVECO	4765078	320
280.305	IVECO	4122669	317	280.605	IVECO	CEI 280605	319
280.306	IVECO	4291923	317	280.606	IVECO	CEI 280606	319
280.307	IVECO	4254725	317	280.607	IVECO	CEI 280607	319
280.309	IVECO	4075358	317	280.608	IVECO	4859829	325
280.309	IVECO	4075358	318	284.006	IVECO	4655173	234
280.310	IVECO	4189133	317	284.009	DAF	102204	242
280.310	IVECO	4189133	318	284.009	IVECO	93191989	238
280.311	IVECO	8121575	318	284.009	RENAULT V.I.	00 03 397 101	249
280.312	IVECO	4712856	319	284.010	IVECO	42536523	235
280.312	IVECO	4712856	320	284.010	RENAULT V.I.	50 00 821 936	248
280.313	IVECO	4259694	315	284.011	DAF	608924	242
280.314	IVECO	4756968	322	284.011	IVECO	42541021	234
280.316	IVECO BUS	4695490	324	284.011	RENAULT V.I.	50 00 560 295	248
280.317	IVECO	4792417	325	284.013	IVECO	42536962	239
280.321	IVECO	4774874	321	284.013	IVECO	42536962	240
280.321	IVECO	4774874	322	284.014	IVECO	42538439	235
280.351	IVECO	4122667	317	284.015	IVECO	42536965	236
280.352	IVECO	4291065	316	284.016	IVECO	42536963	240
280.354	FIAT	9940554	314	284.018	RENAULT V.I.	50 00 589 888	249
280.355	IVECO	4797846	319	284.019	IVECO	42536726	234
280.355	IVECO	4797846	320	284.020	RENAULT V.I.	50 00 807 211	248
280.356	IVECO	4758288	320	284.021	DAF	102203	242
280.356	IVECO	4758288	321	284.022	IVECO	42536524	237
280.357	IVECO	93155720	318	284.023	DAF	1235569	243
280.358	IVECO	4848576	319	284.023	IVECO	42536964	239
280.358	IVECO	4848576	320	284.024	DAF	1298157	242
280.358	IVECO	4848576	321	284.025	IVECO	93158202	234
280.359	IVECO	4797843	320	284.026	IVECO	42530546	235
280.360	IVECO	4804131	321	284.027	IVECO	93158251	236

All original equipment manufacturers numbers, symbols, pictures, models and description used in this catalogue are for reference only, and it is not implied that any part listed is the product of these manufactures.
Tutti i nostri particolari non sono originali ma con essi intercambiabili. I riferimenti originali, le figure, i modelli sono esposti a semplice titolo indicativo. La nostra produzione riporta il nostro marchio.

CEI Index

CEI no.	Adattabile a	O.E.M. no.	Pag.	CEI no.	Adattabile a	O.E.M. no.	Pag.
284.027	IVECO	93158251	236	284.076	DAF	1740904	244
284.028	IVECO	42532291	237	284.078	MERCEDES	973 411 0012	246
284.029	IVECO	42532295	237	284.079	MERCEDES	000 411 0212	245
284.030	IVECO	93194978	238	284.080	MERCEDES	973 411 0112	245
284.031	IVECO	93192009	238	284.081	RENAULT V.I.	50 00 820 884	251
284.032	IVECO	42536525	239	284.082	RENAULT V.I.	50 01 858 085	251
284.033	IVECO	42536961	239	284.083	RENAULT V.I.	74 20 875 962	252
284.033	IVECO	42536961	240	284.084	RENAULT V.I.	74 20 876 194	252
284.034	IVECO	42541440	240	284.086	RENAULT V.I.	50 01 866 236	253
284.035	IVECO	42541437	241	284.086	RENAULT V.I.	50 01 866 236	254
284.036	IVECO	93192572	241	284.087	RENAULT V.I.	50 01 838 696	253
284.037	DAF	1404560	244	284.088	RENAULT V.I.	50 01 843 910	254
284.038	DAF	1435557	243	284.089	RENAULT V.I.	50 01 836 682	255
284.039	MERCEDES	655 410 0022	246	284.090	RENAULT V.I.	50 01 863 499	250
284.040	MERCEDES	000 410 1010	246	284.092	RENAULT V.I.	50 01 860 799	250
284.041	MERCEDES	659 411 0112	246	284.094	RENAULT V.I.	00 00 777 219	250
284.042	MAN	81 39410 6019	247	284.095	RENAULT V.I.	50 00 816 925	250
284.043	RENAULT V.I.	50 00 287 986	248	284.096	SCANIA	1387764	256
284.044	RENAULT V.I.	50 00 819 188	249	298.096	DAF	CEI 298096	50
284.044	RENAULT V.I.	50 00 819 188	251	298.170	DAF	CEI 298170	50
284.044	RENAULT V.I.	50 00 819 188	253	298.170	DAF	CEI 298170	51
284.045	RENAULT V.I.	50 00 819 211	249	580.001	FIAT	790616	314
284.045	RENAULT V.I.	50 00 819 211	252	580.002	FIAT	9940558	314
284.045	RENAULT V.I.	50 00 819 211	253	580.007	IVECO	4854828	323
284.045	RENAULT V.I.	50 00 819 211	254	580.011	FIAT	7713643	314
284.046	SCANIA	294271	256	580.012	IVECO	4853408	323
284.047	RENAULT V.I.	50 01 845 474	252	580.013	IVECO	4853409	323
284.047	RENAULT V.I.	50 01 845 474	254	580.017	IVECO	4804129	321
284.049	VOLVO	1696389	257	580.017	IVECO	4804129	323
284.050	VOLVO	8171366	257	580.018	IVECO	4817854	323
284.051	MAN	81 39400 6089	247	580.041	IVECO	4212449	316
284.052	VOLVO	20471422	257	580.041	IVECO	4212449	317
284.053	IVECO	42554407	235	580.041	IVECO	4212449	318
284.054	VOLVO	20471428	257	580.041	IVECO BUS	4212449	324
284.057	MERCEDES	903 410 0010	245	580.043	IVECO	4219866	316
284.064	MERCEDES	973 410 0022	245	580.043	IVECO	4219866	317
284.069	SCANIA	294270	256	580.043	IVECO	4219866	318
284.070	SCANIA	1113031	256	580.043	IVECO BUS	4219866	324
284.071	IVECO	42534452	236	580.048	IVECO	4271838	316
284.072	IVECO	42536078	238	580.048	IVECO	4271838	317
284.073	IVECO	42530452	237	580.048	IVECO	4271838	318
284.074	DAF	1288235	243	580.048	IVECO	4271838	321
284.075	DAF	1288242	243	580.049	IVECO	4271840	316

Date

2010 / 2011

Table

Index

CEI no.	Adattabile a	O.E.M. no.	Pag.	CEI no.	Adattabile a	O.E.M. no.	Pag.
580.049	IVECO	4271840	318	581.008	MERCEDES	001 553 3301	334
580.049	IVECO	4271840	322	581.009	RENAULT V.I.	50 01 858 305	337
580.049	IVECO	4271840	322	581.010	RENAULT V.I.	50 10 224 942	337
580.055	IVECO	4292543	316	581.011	VOLVO	3943330	342
580.055	IVECO	4292543	317	581.012	DAF	372858	333
580.055	IVECO	4292543	318	581.013	DAF	1315942	333
580.055	IVECO	4292543	321	581.014	SCANIA	1314653	339
580.055	IVECO	4292543	322	581.015	SCANIA	1375497	339
580.055	IVECO	4292543	323	581.016	VOLVO	1075296	342
580.055	IVECO BUS	4292543	324	581.017	VOLVO	3171648	342
580.057	IVECO	4294681	316	581.018	RENAULT V.I.	50 10 316 438	337
580.057	IVECO	4294681	321	581.019	RENAULT V.I.	50 10 316 404	337
580.057	IVECO BUS	4294681	324	581.022	SCANIA	1539332	340
580.062	IVECO	4762814	315	581.023	SCANIA	1549741	340
580.062	IVECO	4762814	316	581.024	SCANIA	1549740	340
580.062	IVECO	4762814	317	581.026	IVECO	42108541	329
580.062	IVECO	4762814	318	581.034	RENAULT V.I.	50 01 871 488	338
580.062	IVECO	4762814	321	581.035	MERCEDES	000 553 9901	334
580.062	IVECO	4762814	322	581.036	MERCEDES	001 553 3801	334
580.062	IVECO BUS	4762814	324	581.037	MERCEDES	001 553 4001	335
580.072	IVECO	4723798	315	581.038	MERCEDES	001 553 4101	335
580.072	IVECO	4723798	319	581.039	MAN	85 41723 6044	336
580.072	IVECO	4723798	320	581.040	MAN	81 41723 6114	336
580.077	MERCEDES	000 295 6806	326	582.000	IVECO	42088264	331
580.079	MERCEDES	001 295 8807	326	582.001	IVECO	42108342	331
580.080	MERCEDES	002 295 1307	326	582.002	IVECO	42108356	330
580.082	RENAULT V.I.	50 10 056 380	327	582.003	IVECO	98427951	331
580.083	RENAULT V.I.	50 10 136 472	327	582.004	IVECO	504062817	332
580.084	RENAULT V.I.	50 00 785 430	327	582.005	DAF	1346200	333
580.093	IVECO	2991743	318	582.007	SCANIA	1517325	340
580.121	IVECO	4657683	316	582.008	VOLVO	20452326	342
580.121	IVECO	4657683	318	582.012	IVECO	500370651	331
580.122	IVECO	8604136	323	582.013	IVECO	504065532	332
580.273	IVECO	4744164	320	582.017	SCANIA	1720924	341
580.273	IVECO	4744164	321	582.020	SCANIA	1549739	341
581.000	IVECO	42558828	329	582.021	SCANIA	1549738	341
581.001	IVECO	500316981	329	583.001	IVECO	1907942	20
581.002	IVECO	98455864	330	583.001	IVECO	1907942	23
581.003	IVECO	99458304	330	583.002	IVECO	1907956	26
581.004	IVECO	2994022	329	583.002	IVECO	1907956	29
581.005	SCANIA	1378531	339	583.003	IVECO	1908231	26
581.006	SCANIA	1378527	339	583.003	IVECO	1908231	29
581.007	MERCEDES	000 553 7901	334	583.003	IVECO	1908231	32

All original equipment manufacturers' numbers, symbols, pictures, models and description used in this catalogue are for reference only, and it is not implied that any part listed is the product of these manufactures. Tutti i nostri particolari non sono originali ma con essi intercambiabili. I riferimenti originali, le figure, i modelli sono esposti a semplice titolo indicativo. La nostra produzione riporta il nostro marchio.

CEI Index

CEI no.	Adattabile a	O.E.M. no.	Pag.	CEI no.	Adattabile a	O.E.M. no.	Pag.
583.006	IVECO	42548208	6	583.042	IVECO	2992666	33
583.006	IVECO	42548208	7	583.042	IVECO	2992666	34
583.006	IVECO	42548208	8	583.042	IVECO	2992666	35
583.006	IVECO	42548208	16	583.042	IVECO BUS	2992666	37
583.006	IVECO	42548208	18	583.042	IVECO BUS	2992666	38
583.006	IVECO	42548208	21	583.044	IVECO	42548196	7
583.006	IVECO	42548208	22	583.044	IVECO	42548196	8
583.006	IVECO	42548208	23	583.044	IVECO	42548196	9
583.007	SCANIA	1794440	118	583.044	IVECO	42548196	11
583.009	IVECO	1906468	27	583.044	IVECO	42548196	12
583.010	IVECO	1906462	21	583.044	IVECO	42548196	13
583.010	IVECO	1906462	23	583.044	IVECO	42548196	13
583.011	IVECO	42530912	4	583.044	IVECO	42548196	16
583.011	IVECO	42530912	15	583.044	IVECO	42548196	17
583.012	IVECO	42548209	11	583.044	IVECO	42548196	18
583.012	IVECO	42548209	12	583.048	IVECO	42536956	27
583.014	IVECO BUS	4802349	36	583.057	BPW	02.331.70.80.0	129
583.016	IVECO	42530900	23	583.057	BPW	02.331.70.80.0	130
583.019	KASSBOHRER SETRA	82853884510	75	583.057	BPW	02.331.70.80.0	131
583.019	MAN	81 50811 0004	82	583.057	BPW	02.331.70.80.0	132
583.019	MAN	81 50811 0004	83	583.057	BPW	02.331.70.80.0	133
583.019	MAN	81 50811 0004	84	583.059	IVECO	42555634	9
583.020	MERCEDES	669 540 0417	54	583.059	IVECO	42555634	10
583.020	MERCEDES	669 540 0417	63	583.059	IVECO	42555634	19
583.020	MERCEDES	669 540 0417	64	583.060	IVECO	42556205	14
583.020	MERCEDES	669 540 0417	65	583.061	IVECO	42559191	24
583.020	MERCEDES	669 540 0417	66	583.061	IVECO	42559191	25
583.020	MERCEDES	669 540 0417	67	583.062	IVECO BUS	2995553	38
583.021	MERCEDES	356 540 0017	72	583.062	IVECO BUS	2995553	39
583.024	MAN	81 50822 6016	82	583.063	MERCEDES	601 540 1317	53
583.024	MAN	81 50822 6016	83	583.064	SAF	3 424 2006 00	139
583.024	MAN	81 50822 6016	84	583.064	SAF	3 424 2006 00	140
583.028	MAN	81 50822 6014	76	583.065	MERCEDES	901 540 0017	55
583.028	MAN	81 50822 6014	77	583.065	MERCEDES	901 540 0017	56
583.028	MAN	81 50822 6014	79	583.065	MERCEDES	901 540 0017	57
583.028	MAN	81 50822 6014	80	583.065	MERCEDES	901 540 0017	58
583.031	RENAULT V.I.	50 01 822 897/S	101	583.065	MERCEDES	901 540 0017	59
583.041	IVECO	1903651	33	583.065	MERCEDES	901 540 0017	60
583.041	IVECO	1903651	34	583.065	MERCEDES	901 540 0017	61
583.041	IVECO BUS	1903651	37	583.066	MERCEDES	901 540 0217	55
583.042	IVECO	2992666	28	583.066	MERCEDES	901 540 0217	56
583.042	IVECO	2992666	30	583.066	MERCEDES	901 540 0217	57
583.042	IVECO	2992666	31	583.066	MERCEDES	901 540 0217	58

Date

2010 / 2011

Table

Index

CEI no.	Adattabile a	O.E.M. no.	Pag.	CEI no.	Adattabile a	O.E.M. no.	Pag.
583.066	MERCEDES	901 540 0217	61	584.001	MERCEDES	002 420 7920	68
583.067	MERCEDES	906 540 1517	62	584.001	MERCEDES	002 420 7920	69
583.068	MERCEDES	639 540 1517	62	584.001	SAF	5 317 0024 00	141
583.069	MERCEDES	906 540 1317	63	584.001	SAF	5 317 0024 00	142
583.070	MERCEDES	000 540 4436	68	584.002	DAF	1628064	49
583.070	MERCEDES	000 540 4436	69	584.002	SAF	3 057 0080 00	141
583.071	MAN	81 50822 6018	82	584.002	SAF	3 057 0080 00	142
583.071	MAN	81 50822 6018	83	584.003	SAF	3 057 3179 00	139
583.071	MAN	81 50822 6018	84	584.003	SAF	3 057 3179 00	140
583.072	MAN	81 50822 6029	76	584.004	BPW	09.801.06.43.0	133
583.072	MAN	81 50822 6029	77	584.005	BPW	09.801.06.45.0	129
583.072	MAN	81 50822 6029	78	584.007	SAF	3 057 3179 00	139
583.072	MAN	81 50822 6029	79	584.007	SAF	3 057 3179 00	140
583.072	MAN	81 50822 6029	80	584.008	MERCEDES	004 420 7020	70
584.000	ACERBI SMB	449437	127	584.008	MERCEDES	004 420 7020	71
584.000	DAF	1439324	50	584.008	MERCEDES	004 420 7020	72
584.000	DAF	1439324	51	584.008	MERCEDES	004 420 7020	73
584.000	IVECO	2995938	33	584.009	IVECO	42536101	16
584.000	IVECO	2995938	34	584.009	NISSAN	D1060-9X60C	94
584.000	IVECO	2995938	35	584.009	RENAULT V.I.	50 01 844 748	102
584.000	IVECO BUS	2995938	37	584.010	IVECO	42470841	11
584.000	IVECO BUS	2995938	38	584.010	IVECO	42470841	12
584.000	MAN	81 50820 6056	85	584.010	IVECO	42470841	13
584.000	MAN	81 50820 6056	86	584.010	IVECO	42470841	13
584.000	MERCEDES	004 420 2220	70	584.011	IVECO	1906207	5
584.000	MERCEDES	004 420 2220	71	584.012	IVECO	1906159	5
584.000	MERCEDES	004 420 2220	72	584.013	IVECO	1906158	4
584.000	MERCEDES	004 420 2220	73	584.014	IVECO	1906401	6
584.000	MERCEDES	004 420 2220	134	584.014	IVECO	1906401	7
584.000	MERCEDES	004 420 2220	144	584.014	IVECO	1906401	9
584.000	SAF	3 057 0079 00	139	584.014	IVECO	1906401	18
584.000	SAF	3 057 0079 00	140	584.014	RENAULT V.I.	50 01 844 747	102
584.000	SCANIA	1856108	118	584.014	RENAULT V.I.	50 01 844 747	103
584.001	ACERBI SMB	449412	128	584.015	IVECO	2996091	8
584.001	BPW	09.801.06.21.0	130	584.016	IVECO	1906297	20
584.001	BPW	09.801.06.21.0	131	584.016	IVECO	1906297	23
584.001	BPW	09.801.06.21.0	132	584.017	IVECO	42555669	17
584.001	BPW	09.801.06.21.0	133	584.017	IVECO	42555669	21
584.001	IVECO	2992336	28	584.017	IVECO	42555669	22
584.001	IVECO	2992336	30	584.018	IVECO	1906170	26
584.001	IVECO	2992336	31	584.018	IVECO	1906170	29
584.001	MAN	81 50820 6022	78	584.019	IVECO	1906459	32
584.001	MAN	81 50820 6022	81	584.020	KASSBOHRER SETRA	8285408453	75

All original equipment manufacturers numbers, symbols, pictures, models and description used in this catalogue are for reference only, and it is not implied that any part listed is the product of these manufactures. Tutti i nostri particolari non sono originali ma con essi intercambiabili. I riferimenti originali, le figure, i modelli sono esposti a semplice titolo indicativo. La nostra produzione riporta il nostro marchio.

CEI Index

CEI no.	Adattabile a	O.E.M. no.	Pag.	CEI no.	Adattabile a	O.E.M. no.	Pag.
584.020	MAN	81 50820 6046	80	584.033	IVECO	1906183	15
584.020	MAN	81 50820 6046	82	584.034	IVECO	2991759	20
584.020	MAN	81 50820 6046	83	584.034	IVECO	2991759	23
584.020	MAN	81 50820 6046	84	584.035	BPW	09.801.06.95.0	129
584.020	MAN	81 50820 6046	86	584.036	MERITOR ROR	MDP5053	136
584.020	MERCEDES	002 420 5520	72	584.036	MERITOR ROR	MDP5053	137
584.021	IVECO BUS	5006028410	39	584.036	VOLVO	3093532	120
584.021	MAN	81 50820 6051	82	584.036	VOLVO	3093532	121
584.021	MAN	81 50820 6051	83	584.036	VOLVO	3093532	123
584.021	MAN	81 50820 6051	84	584.036	VOLVO	3093532	124
584.021	MERITOR ROR	MDP5073	138	584.037	VOLVO	3093531	120
584.021	RENAULT V.I.	50 01 863 904	109	584.037	VOLVO	3093531	121
584.021	RENAULT V.I.	50 01 863 904	114	584.038	MAN	81 50820 6063	81
584.021	RENAULT V.I.	50 01 863 904	115	584.038	MERCEDES	004 420 4820	54
584.021	RENAULT V.I.	50 01 863 904	116	584.038	MERCEDES	004 420 4820	64
584.023	MAN	81 50820 6011	76	584.038	MERCEDES	004 420 4820	65
584.023	MAN	81 50820 6011	77	584.038	MERCEDES	004 420 4820	66
584.023	MAN	81 50820 6011	79	584.038	MERCEDES	004 420 4820	67
584.023	MAN	81 50820 6011	81	584.038	MERCEDES	004 420 4820	68
584.024	RENAULT V.I.	50 01 833 161	114	584.038	MERCEDES	004 420 4820	69
584.024	RENAULT V.I.	50 01 833 161	115	584.039	IVECO BUS	2995552	38
584.024	VOLVO	20825594	126	584.039	IVECO BUS	2995552	39
584.025	MERITOR ROR	MDP5076	135	584.040	SAF	3 057 0084 00	142
584.026	MERITOR ROR	MDP5057	137	584.040	SAF	3 057 0084 00	143
584.026	VOLVO	20768092	126	584.041	RENAULT V.I.	50 01 864 363	117
584.027	MERCEDES	004 420 1520	55	584.042	RENAULT V.I.	50 01 833 104	105
584.027	MERCEDES	004 420 1520	61	584.043	IVECO BUS	93161314	36
584.028	DAF	1436901	47	584.044	DAF	BBU8178	46
584.028	DAF	1436901	48	584.044	IVECO	1906345	16
584.028	IVECO	1906467	27	584.045	MERCEDES	005 420 2120	62
584.028	MAN	81 50820 6042	76	584.046	IVECO	1906427	15
584.028	MAN	81 50820 6042	77	584.047	RENAULT V.I.	50 01 864 365	112
584.028	MAN	81 50820 6042	79	584.047	VOLVO	20568715	124
584.028	RENAULT V.I.	50 01 866 951	105	584.047	VOLVO	20568715	125
584.028	RENAULT V.I.	50 01 866 951	106	584.048	MERCEDES	004 420 8120	63
584.028	RENAULT V.I.	50 01 866 951	108	584.049	VOLVO	20768101	124
584.028	RENAULT V.I.	50 01 866 951	111	584.049	VOLVO	20768101	125
584.029	IVECO	42555881	9	584.050	DAF	AMPB016	48
584.029	IVECO	42555881	10	584.051	DAF	1440504	49
584.030	IVECO	42555917	14	584.051	RENAULT V.I.	50 01 855 902	106
584.031	IVECO	1906206	5	584.051	RENAULT V.I.	50 01 855 902	108
584.032	IVECO	1906243	4	584.051	RENAULT V.I.	50 01 855 902	109
584.032	IVECO	1906243	6	584.053	IVECO	42555633	19

Date

2010 / 2011

Table

Index

CEI no.	Adattabile a	O.E.M. no.	Pag.	CEI no.	Adattabile a	O.E.M. no.	Pag.
584.054	NISSAN	41060G490A	91	<i>584.089</i>	NISSAN	06902964-0	100
584.054	NISSAN	41060G490A	99	<i>584.089</i>	VOLVO	3090048	119
584.055	NISSAN	41060-9X226	92	<i>584.089</i>	VOLVO	3090048	122
584.055	NISSAN	41060-9X226	94	<i>584.089</i>	VOLVO	3090048	123
584.058	IVECO	1906353	24	<i>584.090</i>	NISSAN	41060-9X425	93
584.060	IVECO	2996520	24	<i>584.090</i>	NISSAN	41060-9X425	95
584.060	IVECO	2996520	25	<i>584.090</i>	NISSAN	41060-9X425	96
<i>584.061</i>	MITSUBISHI	MK499873	40	<i>584.090</i>	NISSAN	41060-9X425	97
<i>584.062</i>	MITSUBISHI	MK529906	40	<i>584.090</i>	NISSAN	41060-9X425	98
<i>584.062</i>	MITSUBISHI	MK529906	41	<i>584.091</i>	NISSAN	44060-9X625	95
<i>584.063</i>	ISUZU	8-97368-980-0	42	<i>584.091</i>	NISSAN	44060-9X625	96
<i>584.064</i>	ISUZU	8-97094-710-0	42	<i>584.092</i>	NISSAN	41060-MB625	96
<i>584.065</i>	ISUZU	8-97329-266-0	43	<i>584.092</i>	NISSAN	41060-MB625	97
<i>584.065</i>	ISUZU	8-97329-266-0	44	<i>584.092</i>	NISSAN	41060-MB625	98
<i>584.066</i>	ISUZU	8-97168-634-0	43	<i>584.093</i>	NISSAN	06902852-0	99
<i>584.066</i>	ISUZU	8-97168-634-0	45	<i>584.093</i>	NISSAN	06902852-0	100
<i>584.067</i>	MERCEDES	631 420 0320	53	<i>584.094</i>	RENAULT V.I.	50 00 297 198	113
<i>584.068</i>	MERCEDES	001 420 1420	53	<i>584.095</i>	RENAULT V.I.	50 01 865 750	114
<i>584.069</i>	NISSAN	CEI584069	92	<i>584.095</i>	RENAULT V.I.	50 01 865 750	115
<i>584.069</i>	NISSAN	CEI584069	94	585.231	IVECO	93160540	318
<i>584.072</i>	MERCEDES	004 420 5520	56				
<i>584.074</i>	MERCEDES	004 420 5620	57				
<i>584.074</i>	MERCEDES	004 420 5620	58				
<i>584.075</i>	MERCEDES	004 420 2720	59				
<i>584.075</i>	MERCEDES	004 420 2720	60				
<i>584.076</i>	MERCEDES	004 420 2520	59				
<i>584.076</i>	MERCEDES	004 420 2520	60				
<i>584.077</i>	MERCEDES	004 420 6920	62				
<i>584.078</i>	MERCEDES	003 420 4620	63				
<i>584.079</i>	MERCEDES	905 420 0020	64				
<i>584.080</i>	MERCEDES	003 420 9220	70				
<i>584.081</i>	KASSBOHRER SETRA	8284000209	74				
<i>584.082</i>	RENAULT V.I.	50 00 295 329	101				
<i>584.083</i>	RENAULT V.I.	50 01 873 217	103				
<i>584.084</i>	RENAULT V.I.	50 01 873 218	104				
<i>584.085</i>	RENAULT V.I.	50 01 821 995	104				
<i>584.086</i>	RENAULT V.I.	50 01 866 914	107				
<i>584.086</i>	RENAULT V.I.	50 01 866 914	110				
<i>584.086</i>	RENAULT V.I.	50 01 866 914	111				
<i>584.086</i>	RENAULT V.I.	50 01 866 914	112				
<i>584.087</i>	RENAULT V.I.	50 01 863 324	110				
<i>584.089</i>	NISSAN	06902964-0	93				
<i>584.089</i>	NISSAN	06902964-0	95				

All original equipment manufacturers numbers, symbols, pictures, models and description used in this catalogue are for reference only, and it is not implied that any part listed is the product of these manufacturers. Tutti i nostri particolari non sono originali ma con essi intercambiabili. I riferimenti originali, le figure, i modelli sono esposti a semplice titolo indicativo. La nostra produzione riporta il nostro marchio.

Ai Clienti / Importatori / Distributori prodotti C.E.I. S.p.A.:

“CONFORMITA’ A LEGGI E/O REGOLAMENTI SPECIFICI DELLA NAZIONE IMPORTATRICE”

C.E.I. S.p.A. assicura che i propri prodotti sono conformi alle Leggi e Regolamenti del Mercato Europeo e declina ogni responsabilità per applicazioni soggette a Leggi e Regolamenti specifici del Paese importatore, lasciando allo stesso la responsabilità di verificare la conformità del prodotto C.E.I. S.p.A. ai vincoli cogenti di Leggi e/o Regolamenti locali.

C.E.I. S.p.A. si dichiara disponibile, su richiesta del cliente, a valutare la possibilità di adeguare i propri prodotti ad eventuali specifiche esigenze che ci venissero sottoposte.

To Customer / Importers / Distributors of CEI Spa products :

“COMPLIANCE WITH LAWS AND/OR SPECIFIC REGULATIONS OF THE IMPORT COUNTRY”

C.E.I. S.p.A. ensures that its products conform to the laws and regulations of the European Community and declines any responsibility for applications subject to specific laws and regulations of the import country which is responsible to ascertain the conformity of CEI S.p.A. products to the local laws and/or regulations in force.

C.E.I. S.p.A. is available to evaluate the possibility of adapting its products for specific applications on request, should the need arise from any customer.

Aux clients / importateurs / distributeurs produits C.E.I. S.p.A.

“CONFORMITE AUX LOIS ET/OU REGLEMENTS SPECIFIQUES DU PAYS IMPORTATEUR “

La maison C.E.I. S.p.A. assure que ses produits sont conformes aux lois et règlements de la Communauté Européenne et décline toute responsabilité pour d'applications assujetties aux lois et règlements spécifiques du pays importateur , en laissant aux mêmes la responsabilité de vérifier la conformité du produit CEI aux obligations de lois et/ou règlements en vigueur propres du pays .

La maison C.E.I. S.p.A. se déclare disposée, sur requête du client, à évaluer la possibilité de conformer ses produits à d'éventuelles exigences spécifiques qui soient demandées.

A los clientes/importadores/distribidores del los productos CEI S.p.A.

“CONFORMIDAD A LAS LEYES Y/O LAS REGLAMENTACIONES ESPECIFICAS DE LA NACION IMPORTADORA “

CEI S.p.A certifica que sus productos están conformes con la leyes y las reglamentaciones del Mercado Europeo y declina cada responsabilidad por aplicaciones sujetas a leyes y reglamentaciones específicos del país importador, dejando al mismo la responsabilidad de averiguar la conformidad del producto CEI con los vinculos en vigencia de leyes y/o reglamentaciones locales.

CEI está disponible, bajo petición del cliente a evaluar la posibilidad de conformar sus productos con eventuales exigencias específicas.