

# ENGINE - cylinder head









MOTOR - Zylinderkopf

**01 A - 01**

GROUP

PAGE



|  | DT-No.  | Reference-No. | Description              | Beschreibung              | PU | Notes / Bemerkungen                                   | Pic-No. |
|--|---------|---------------|--------------------------|---------------------------|----|---|---------|
|  | 1.10162 |               | cylinder head            | Zylinderkopf              | 1  | DSC 11 74/75  | -       |
|  | 1.10160 |               | cylinder head            | Zylinderkopf              | 1  | DSC 11 79   | A       |
|  | 1.10163 |               | cylinder head            | Zylinderkopf              | 1  | DSC 14 13/15  | -       |
| <div style="border: 1px solid black; padding: 5px; margin-bottom: 10px;"> <span style="border: 1px solid black; padding: 2px;">A</span>  </div> |         |               |                          |                           |    |   |         |
|   | 1.10545 |               | plug<br>Ø 25 mm          | Kernstopfen<br>Ø 25 mm    | 10 | DSC 9; DC 9   |         |
|   | 1.10546 |               | plug<br>Ø 36 mm          | Kernstopfen<br>Ø 36 mm    | 10 | DSC 9; DC 9<br>DC 11<br>DSC 12; DC 12; DT 12<br>DC 16 |         |
|   | 1.10535 |               | drain plug<br>M 38       | Verschlussstopfen<br>M 38 | 10 | DSC 11  |         |
|   | 1.24062 |               | gasket<br>for 1.10535    | Dichtung<br>für 1.10535   | 10 |   |         |
|   | 1.10543 |               | drain plug<br>M 14       | Verschluss-<br>stopfen    | 10 | DSC 11<br>M 14  |         |
|   | 1.10534 |               | drain plug               | Verschluss-<br>schraube   | 10 | DSC 11  |         |
|   | 1.24070 |               | seal ring<br>for 1.10534 | Dichtring<br>für 1.10534  | 10 |   |         |

# ENGINE - cylinder head




MOTOR - Zylinderkopf

**01 A - 02**

GROUP

PAGE



|   | DT-No.  | Reference-No. | Description                                   | Beschreibung                                   | PU | Notes / Bemerkungen                     | Pic-No. |
|---|---------|---------------|---|--|----|---|---------|
|    | 1.10523 |               | inlet valve                                   | Einlassventil                                  | 1  | DSC 9                                   |         |
|   | 1.10524 |               | exhaust valve                                 | Auslassventil                                  | 1  | DSC 9                                   |         |
|    | 1.10095 |               | inlet valve                                   | Einlassventil                                  | 1  | DSC 11; DSC 14                          |         |
|   | 1.10527 |               | exhaust valve                                 | Auslassventil                                  | 1  | DSC 11                                  |         |
|   | 1.10530 |               | exhaust valve                                 | Auslassventil                                  | 1  | DSC 14                                  |         |
|    | 1.10760 |               | inlet valve                                   | Einlassventil                                  | 1  | DC 11;<br>DSC 12; DT 12; DC 12<br>DC 16 |         |
|   | 1.10761 |               | exhaust valve                                 | Auslassventil                                  | 1  | DC 11<br>DSC 12; DT 12; DC 12<br>DC 16  |         |
|  | 1.10502 |               | valve seat ring<br>inlet<br><u>Standard</u>   | Ventilsitzring<br>Einlass<br><u>Standard</u>   | 1  | DSC 9                                   |         |
|   | 1.10515 |               | valve seat ring<br>exhaust<br><u>Standard</u> | Ventilsitzring<br>Auslass<br><u>Standard</u>   | 1  | DSC 9                                   |         |
|  | 1.10510 |               | valve seat ring<br>inlet<br><u>Standard</u>   | Ventilsitzring<br>Einlass<br><u>Standard</u>   | 1  | DSC 11<br>DSC 14                        |         |
|   | 1.10509 |               | valve seat ring<br>inlet<br><u>oversize</u>   | Ventilsitzring<br>Einlass<br><u>Übergrösse</u> | 1  | DSC 11<br>DSC 14                        |         |
|  | 1.10508 |               | valve seat ring<br>exhaust<br><u>Standard</u> | Ventilsitzring<br>Auslass<br><u>Standard</u>   | 1  | DSC 11<br>DSC 14                        |         |
|   | 1.10506 |               | valve seat ring<br>exhaust<br><u>oversize</u> | Ventilsitzring<br>Auslass<br><u>Übergrösse</u> | 1  | DSC 11<br>DSC 14                        |         |
|  | 1.10766 |               | valve seat ring<br>inlet<br><u>Standard</u>   | Ventilsitzring<br>Einlass<br><u>Standard</u>   | 1  | DC 11<br>DSC 12; DC 12; DT 12<br>DC 16  |         |
|   | 1.10767 |               | valve seat ring<br>exhaust<br><u>Standard</u> | Ventilsitzring<br>Auslass<br><u>Standard</u>   | 1  | DC 11<br>DSC 12; DC 12; DT 12<br>DC 16  |         |

# ENGINE - cylinder head




MOTOR - Zylinderkopf

**01 A - 03**

GROUP

PAGE



|   | DT-No.  | Reference-No. | Description                   | Beschreibung                     | PU | Notes / Bemerkungen                    | Pic-No. |
|---|---------|---------------|-------------------------------|----------------------------------|----|--|---------|
|    | 1.10517 |               | valve guide inlet and exhaust | Ventilführung Einlass u. Auslass | 1  | DSC 9; DC 9                            |         |
|    | 1.10230 |               | valve guide inlet             | Ventilführung Einlass            | 1  | DSC 11                                 |         |
|    | 1.10518 |               | valve guide inlet             | Ventilführung Einlass            | 1  | DSC 14                                 |         |
|   | 1.10517 |               | valve guide exhaust           | Ventilführung Auslass            | 1  | DSC 11<br>DSC 14                       |         |
|  | 1.10772 |               | valve guide inlet and exhaust | Ventilführung Einlass u. Auslass | 1  | DC 11<br>DSC 12; DC 12; DT 12<br>DC 16 |         |
|  | 1.10486 |               | valve stem seal               | Ventilschaft-abdeckung           | 10 | DSC 9                                  |         |
|  | 1.10774 |               | valve stem seal               | Ventilschaft-abdeckung           | 10 | DC 11<br>DSC 12; DC 12; DT 12<br>DC 16 |         |
|  | 1.10494 |               | guide washer                  | Führungsscheibe                  | 10 | DSC 9<br>DSC 11<br>DSC 14              |         |
|  | 1.10005 |               | valve spring inner, inlet     | Ventilfeder innen, Einlass       | 1  | DSC 9<br>DSC 11<br>DSC 14              |         |

# ENGINE - cylinder head

MOTOR - Zylinderkopf

**01 A - 04**

GROUP

PAGE

|    | DT-No.  | Reference-No. | Description                    | Beschreibung                    | PU | Notes / Bemerkungen  | Pic-No. |
|---|---------|---------------|--------------------------------|---------------------------------|----|--|---------|
|    | 1.10004 |               | valve spring<br>outer, inlet   | Ventilfeder<br>ausssen, Einlass | 1  | DSC 9<br>DSC 11<br>DSC 14                                    |         |
|    | 1.10320 |               | valve spring<br>inner, exhaust | Ventilfeder<br>innen, Auslass   | 1  | DSC 9  |         |
|    | 1.10319 |               | valve spring<br>outer, exhaust | Ventilfeder<br>ausssen, Auslass | 1  | DSC 9  |         |
|   | 1.10318 |               | valve spring<br>inner, exhaust | Ventilfeder<br>innen, Auslass   | 1  | DSC 11<br>DSC 14<br>(-- motor 5562828)<br>(-- motor 4507307) |         |
|  | 1.10317 |               | valve spring<br>outer, exhaust | Ventilfeder<br>ausssen, Auslass | 1  | DSC 11<br>DSC 14<br>(-- motor 5562828)<br>(-- motor 4507307) |         |
|  | 1.10322 |               | valve spring<br>inner, exhaust | Ventilfeder<br>innen, Auslass   | 1  | DSC 14<br>(motor 5562829 --)<br>(motor 4507308 --)           |         |
|  | 1.10321 |               | valve spring<br>outer, exhaust | Ventilfeder<br>ausssen, Auslass | 1  | DSC 14<br>(motor 5562829 --)<br>(motor 4507308 --)           |         |
|  | 1.10782 |               | valve spring<br>inner, exhaust | Ventilfeder<br>innen, Auslass   | 1  | DC 11<br>DSC 12; DC 12; DT 12<br>DC 16                       |         |











# ENGINE - cylinder head

MOTOR - Zylinderkopf

**01 A - 05**

GROUP

PAGE

|    | DT-No.  | Reference-No. | Description                 | Beschreibung                | PU | Notes / Bemerkungen                    | Pic-No. |
|---|---------|---------------|-----------------------------|-----------------------------|----|--|---------|
|    | 1.10781 |               | valve spring inlet          | Ventilfeder Einlass         | 1  | DC 11<br>DSC 12; DC 12; DT 12<br>DC 16 |         |
|    | 1.10780 |               | valve spring outer, exhaust | Ventilfeder aussen, Auslass | 1  | DC 11<br>DSC 12; DC 12; DT 12<br>DC 16 |         |
|    | 1.10492 |               | guide washer inlet          | Führungsscheibe Einlass     | 10 | DSC 9<br>DSC 11<br>DSC 14              |         |
|  | 1.10775 |               | guide washer inlet          | Führungsscheibe Einlass     | 10 | DC 11<br>DSC 12; DC 12; DT 12<br>DC 16 |         |
|  | 1.10496 |               | guide washer exhaust        | Führungsscheibe Auslass     | 10 | DSC 9                                  |         |
|  | 1.10776 |               | guide washer exhaust        | Führungsscheibe Auslass     | 10 | DC 11<br>DSC 12; DC 12; DT 12<br>DC 16 |         |
|  | 1.10495 |               | guide washer exhaust        | Führungsscheibe Auslass     | 10 | DSC 11<br>DSC 14                       |         |
|  | 1.10493 |               | valve stem key              | Ventilkegelstück            | 10 | DSC 9; DC 9<br>DSC 11<br>DSC 14        |         |
|  | 1.10777 |               | valve stem key              | Ventilkegelstück            | 10 | DC 11<br>DSC 12; DC 12; DT 12<br>DC 16 |         |

# ENGINE - cylinder head

MOTOR - Zylinderkopf

**01 A - 06**

GROUP

PAGE



|   | DT-No.  | Reference-No. | Description                       | Beschreibung                            | PU  | Notes / Bemerkungen                    | Pic-No. |
|---|---------|---------------|-----------------------------------|---|-----|--|---------|
|    | 1.10491 |               | valve cap                         | Ventilkappe                             | 10  | DSC 9; DC 9                            |         |
|    | 1.10490 |               | valve cap                         | Ventilkappe                             | 10  | DSC 11<br>DSC 14                       |         |
|    | 1.10538 |               | cylinder head screw<br>M 16 x 169 | Zylinderkopf-<br>Schraube<br>M 16 x 169 | 10  | DSC 9; DC 9<br>DSC 11                  |         |
|   | 1.10544 |               | cylinder head screw<br>M 18 x 140 | Zylinderkopf-<br>schraube<br>M 18 x 140 | 10  | DSC 11                                 |         |
|  | 1.10788 |               | cylinder head screw               | Zylinderkopf-<br>schraube               | 10  | DC 11<br>DSC 12; DC 12, DT 12<br>DC 16 |         |
|  | 1.10548 |               | cylinder head screw<br>M 16 x 228 | Zylinderkopf-<br>schraube<br>M 16 x 228 | 10  | DSC 14                                 |         |
|  | 1.10547 |               | cylinder head screw<br>M 16 x 160 | Zylinderkopf-<br>schraube<br>M 16 x 160 | 10  | DSC 14                                 |         |
|  | 1.10539 |               | washer<br>for 1.10547             | Unterlegscheibe<br>für 1.10547          | 100 |  |         |

The original numbers of the vehicle manufacturer may be used for comparison purposes only and must not be mentioned on invoices to vehicle owners.

# ENGINE - rocker arm & valve cover






MOTOR - Kipphebel & Ventildeckel

**01 B - 01**

GROUP

PAGE



|   | DT-No.  | Reference-No. | Description                          | Beschreibung                        | PU | Notes / Bemerkungen                    | Pic-No. |
|---|---------|---------------|--------------------------------------|-------------------------------------|----|--|---------|
|    | 1.10745 |               | valve bridge                         | Ventilbrücke                        | 1  | DC 11<br>DSC 12; DC 12, DT 12<br>DC 16 |         |
|    | 1.10340 |               | bearing bracket                      | Lagerbock                           | 1  | DSC 9; DC 9                            |         |
|    | 1.10341 |               | shaft                                | Welle                               | 1  | DC 11<br>DSC 12; DC 12, DT 12          |         |
|  | 1.10342 |               | sleeve                               | Hülse                               | 1  | DC 11<br>DSC 12; DC 12, DT 12          |         |
|  | 1.10329 |               | rocker arm                           | Kipphebel                           | 1  | DSC 9; DC 9                            |         |
|  | 1.10323 |               | bushing<br>for 1.10329               | Buchse<br>für 1.10329               | 10 |  |         |
|  | 1.10330 |               | rocker arm                           | Kipphebel                           | 1  | DSC 11                                 |         |
|   | 1.10331 |               | rocker arm                           | Kipphebel                           | 1  | DSC 11                                 |         |
|  | 1.10324 |               | bushing<br>for<br>1.10330<br>1.10331 | Buchse<br>für<br>1.10330<br>1.10331 | 10 |  |         |
|  | 1.10327 |               | rocker arm,<br>exhaust               | Kipphebel<br>Auslass                | 1  | DSC 12, DC 12                          |         |
|   | 1.10328 |               | rocker arm<br>intake                 | Kipphebel<br>Einlass                | 1  | DSC 12, DC 12                          |         |

The original numbers of the vehicle manufacturer may be used for comparison purposes only and must not be mentioned on invoices to vehicle owners.



# ENGINE - rocker arm & valve cover

MOTOR - Kipphebel & Ventildeckel

**01 B - 02**

GROUP

PAGE

|    | DT-No.  | Reference-No. | Description                 | Beschreibung               | PU | Notes / Bemerkungen                      | Pic-No. |
|---|---------|---------------|-----------------------------|----------------------------|----|--|---------|
|    | 1.10332 |               | rocker arm                  | Kipphebel                  | 1  | DSC 14                                   |         |
|   | 1.10333 |               | rocker arm                  | Kipphebel                  | 1  | DSC 14                                   |         |
|    | 1.10325 |               | bushing for 1.10332 1.10333 | Buchse für 1.10332 1.10333 | 10 |  |         |
|    | 1.10497 |               | adjusting screw             | Einstellschraube           | 10 | DSC 9; DC 9<br>DSC 11<br>DSC 14<br>DC 16 |         |
|    | 1.10498 |               | nut for 1.10497             | Mutter für 1.10497         | 10 |  |         |
|  | 1.10785 |               | adjusting screw             | Einstellschraube           | 10 | DC 11<br>DSC 12; DC 12, DT 12            |         |
|  | 1.10787 |               | nut for 1.10785             | Mutter für 1.10785         | 10 |  |         |
|  | 1.10488 |               | lock washer                 | Sicherungsscheibe          | 10 | DSC 11                                   |         |
|  | 1.10487 |               | washer                      | Scheibe                    | 10 | DSC 11                                   |         |
|  | 1.10345 |               | center screw                | Zentrierschraube           | 10 | DSC 9; DC 9                              |         |
|  | 1.10347 |               | center screw                | Zentrierschraube           | 10 | DSC 11                                   |         |
|  | 1.10348 |               | screw                       | Schraube                   | 10 | DC 11<br>DSC 12; DC 12, DT 12<br>DC 16   |         |



# ENGINE - rocker arm & valve cover








MOTOR - Kipphebel & Ventildeckel

**01 B - 03**

GROUP

PAGE



|   | DT-No.  | Reference-No. | Description                       | Beschreibung                               | PU | Notes / Bemerkungen  | Pic-No. |
|---|---------|---------------|-----------------------------------|--|----|--|---------|
|    | 1.27035 |               | valve cover gasket                | Ventildeckel-dichtung                      | 1  | DSC 9<br>-- motor 5130020<br>-- motor 4032264  |         |
|    | 1.27066 |               | valve cover gasket<br>green viton | Ventildeckel-dichtung<br><u>Viton grün</u> | 1  | DSC 9<br>motor 5130021 --<br>motor 4032265 --  |         |
|   | 1.10206 |               | valve cover gasket                | Ventildeckel-dichtung                      | 1  | DSC 11   |         |
|  | 1.27068 |               | valve cover gasket lower          | Ventildeckel-dichtung unten                | 1  | DC 11<br>DSC 12 01/02<br>motor 4398865 --<br>motor 9035371 --<br>motor 3505530 --<br>DSC 12 03/05<br>DC 12, DT 12<br>DC 16     |         |
|  | 1.27069 |               | valve cover gasket upper          | Ventildeckel-dichtung oben                 | 1  | DC 11<br>DSC 12 03/05<br>motor 5731799 --<br>motor 5731560 --<br>motor 3123647 --<br>motor 5731919 --<br>DC 12, DT 12<br>DC 16 |         |
|  | 1.27065 |               | valve cover gasket lower          | Ventildeckel-dichtung unten                | 1  | DSC 12 01/02<br>-- motor 5719204<br>-- motor 9035370<br>-- motor 4398864<br>-- motor 3505529                                   |         |
|  | 1.27067 |               | valve cover gasket upper          | Ventildeckel-dichtung oben                 | 1  | DSC 12 03/05<br>-- motor 5731559<br>-- motor 5731798<br>-- motor 3123646<br>-- motor 5731918                                   |         |










# ENGINE - rocker arm & valve cover

MOTOR - Kipphebel & Ventildeckel

**01 B - 04**

GROUP

PAGE

|    | DT-No.  | Reference-No. | Description              | Beschreibung               | PU | Notes / Bemerkungen  | Pic-No. |
|---|---------|---------------|--------------------------|----------------------------|----|--|---------|
|    | 1.27034 |               | valve cover gasket upper | Ventildeckel-dichtung oben | 1  | DSC 12 01/02<br>-- motor 5719204<br>-- motor 9035370<br>-- motor 4398864<br>-- motor 3505529 |         |
|    | 1.27064 |               | valve cover gasket upper | Ventildeckel-dichtung oben | 1  | DSC 12 01/02<br>motor 4398865 --<br>motor 9035371 --<br>motor 3505530 --                     |         |
|    | 1.27036 |               | valve cover gasket       | Ventildeckel-dichtung      | 1  | DSC 14   |         |
|  | 1.24107 |               | gasket flange cover      | Dichtung Flanschdeckel     | 10 | DSC 11   |         |
|  | 1.24094 |               | gasket flange            | Dichtung Flansch           | 10 | DSC 11   |         |
|  | 1.24028 |               | gasket coolant pipe      | Dichtung Kühlrohr          | 10 | DSC 14   |         |
|  | 1.10485 |               | oil filler cover         | Öleinfülldeckel            | 1  | DSC 9<br>DSC 11; DC 11<br>DSC 12; DC 12, DT 12<br>DSC 14                                     |         |
|  | 1.24083 |               | seal ring valve cover    | Dichtring Ventildeckel     | 10 | DSC 9<br>DSC 11  |         |

# ENGINE - cylinder block

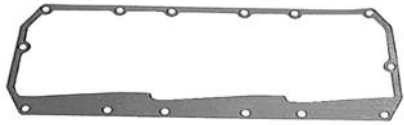


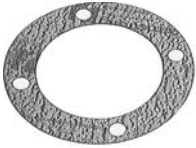




MOTOR - Zylinderblock

**01 C - 01**

GROUP

PAGE



|   | DT-No.  | Reference-No. | Description              | Beschreibung                          | PU | Notes / Bemerkungen    | Pic-No. |
|---|---------|---------------|--------------------------|---------------------------------------|----|------------------------|---------|
|    | 1.24029 |               | gasket side cover        | Dichtung Seitendeckel                 | 1  | DSC 9, DC 9            |         |
|    | 1.24077 |               | gasket side cover        | Dichtung Seitendeckel                 | 1  | DSC 11                 |         |
|   | 1.10583 |               | gasket side cover        | Dichtung Seitendeckel                 | 1  | DC 11<br>DSC 12, DC 12 |         |
|  | 1.10589 |               | gasket                   | Dichtung                              | 10 | DSC 14                 |         |
|  | 1.10588 |               | gasket                   | Dichtung                              | 10 | DSC 14                 |         |
|  | 1.24030 |               | o-ring cover             | O-Ring Deckel                         | 10 | DSC 9, DC 9            |         |
|  | 1.10484 |               | drain plug<br>M 44 x 1,5 | Verschluss-<br>schraube<br>M 44 x 1,5 | 10 | DSC 11                 |         |
|  | 1.10483 |               | seal ring<br>for 1.10484 | Dichtring<br>für 1.10484              | 10 |                        |         |

# ENGINE - cylinder block

MOTOR - Zylinderblock

**01 C - 02**

GROUP

PAGE



**DT-No.**

Reference-No.

**Description**

Beschreibung

PU

**Notes / Bemerkungen**

Pic-No.

**1.10546**



plug  
Ø 36 mm

Stopfen  
Ø 36 mm

10

DSC 11; DC 11  
DSC 12, DC 12, DT 12

**1.10552**



plug  
Ø 21 mm

Stopfen  
Ø 21 mm

10

DC 9  
DSC 11

**1.10268**



oil nozzle

Öldüse

1

DSC 9; DC 9

**1.10235**



oil nozzle

Öldüse

1

DSC 11

**1.10270**



oil nozzle

Öldüse

10

DC 11  
DSC 12, DC 12, DT 12

**1.10269**



oil nozzle

Öldüse

10

DSC 14

# ENGINE - flywheel housing & timing case

MOTOR - Schwungradgehäuse & Steuergehäuse

**01 D - 01**

GROUP

PAGE

|    | DT-No.  | Reference-No. | Description                                    | Beschreibung                           | PU | Notes / Bemerkungen   | Pic-No. |
|---|---------|---------------|--|--|----|---|---------|
|    | 1.10214 |               | seal ring<br>flywheel housing                  | Dichtring<br>Schwungradge-<br>häuse    | 1  | DSC 9, DC 9<br>DSC 11<br>DSC 14   |         |
|    | 1.10436 |               | seal ring<br>flywheel housing                  | Dichtring<br>Schwungradge-<br>häuse    | 1  | DC 11<br>DSC 12, DC 12<br>DC 16   |         |
|    | 1.24008 |               | gasket<br>flywheel housing                     | Dichtung<br>Schwungradge-<br>häuse     | 10 | DSC 11  |         |
|   | 1.24014 |               | gasket<br>flywheel housing                     | Dichtung<br>Schwungradge-<br>häuse     | 1  | DSC 14  |         |
|  | 1.27418 |               | o-ring<br>for trucks without<br>power-take-off | O-Ring<br>für LKW ohne<br>Nebenantrieb | 10 | DC 11<br>DSC 12; DC 12, DT 12<br>motor 6123710 --<br>motor 8005740 --<br>motor 6130335 --<br>DC 16                    |         |
|  | 1.10435 |               | seal ring<br>timing case                       | Dichtring<br>Steuergehäuse             | 1  | DSC 9, DC 9<br>DSC 11<br>DSC 14   |         |
|  | 1.10437 |               | seal ring<br>timing case                       | Dichtring<br>Steuergehäuse             | 1  | DC 11<br>DSC 12 01 / 02<br>motor 4381102 --<br>motor 9026647 --<br>motor 5719205 --<br>DSC 12 03 / 05; DC 12<br>DT 12 |         |

# ENGINE - flywheel housing & timing case




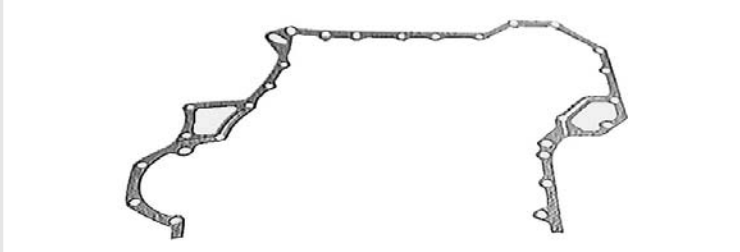
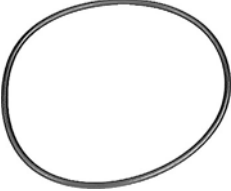

MOTOR - Schwungradgehäuse & Steuergehäuse

**01 D - 02**

GROUP

PAGE



|   | DT-No.  | Reference-No. | Description                          | Beschreibung                           | PU | Notes / Bemerkungen | Pic-No. |
|---|---------|---------------|--------------------------------------|--|----|---------------------|---------|
|    | 1.24023 |               | gasket<br>timing case                | Dichtung<br>Steuergehäuse              | 1  | DSC 9, DC 9         |         |
|     | 1.24009 |               | gasket<br>timing case                | Dichtung<br>Steuergehäuse              | 1  | DSC 11              |         |
|   | 1.24003 |               | gasket<br>timing case                | Dichtung<br>Steuergehäuse              | 1  | DSC 11              |         |
|   | 1.24043 |               | gasket<br>timing case                | Dichtung<br>Steuergehäuse              | 1  | DSC 14              |         |
|  | 1.27406 |               | o-ring<br>169,3 x 5,7<br>timing case | O-Ring<br>169,3 x 5,7<br>Steuergehäuse | 10 | DSC 11              |         |
|  | 1.27510 |               | diaphragm                            | Membrane                               | 1  |                     |         |

# ENGINE - flywheel housing & timing case


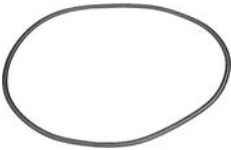


MOTOR - Schwungradgehäuse & Steuergehäuse

**01 D - 03**

GROUP

PAGE



|   | DT-No.  | Reference-No. | Description                            | Beschreibung                               | PU | Notes / Bemerkungen  | Pic-No. |
|---|---------|---------------|--|--|----|--|---------|
|    | 1.27409 |               | o-ring<br>44,2 x 3<br>vent pipe, upper | O-Ring<br>44,2 x 3<br>Entlüfterrohr, oben  | 10 | DSC 12 01/02<br>-- motor 5719204<br>-- motor 9026646<br>-- motor 4381101                                   |         |
|   | 1.14128 |               | o-ring<br>24,2 x 3<br>vent pipe, lower | O-Ring<br>24,2 x 3<br>Entlüfterrohr, unten | 10 | DSC 12 01/02<br>-- motor 5719204<br>-- motor 9026646<br>-- motor 4381101                                   |         |
|    | 1.27411 |               | o-ring<br>crankshaft<br>ventilation    | O-Ring<br>Kurbelwellenent-<br>lüftung      | 10 | DSC 14   |         |
|   | 1.27410 |               | o-ring<br>vent pipe, lower             | O-Ring<br>Entlüfterrohr, unten             | 10 | DSC 12 01/02<br>motor 5179205 --<br>motor 9026647 --<br>motor 4381102 --<br>DSC 12 03 / 05, DC 12<br>DT 12 |         |
|  | 1.24041 |               | gasket<br>vent pipe, upper             | Dichtung<br>Entlüfterrohr, oben            | 10 | DSC 12 01/02<br>motor 5179205 --<br>motor 9026647 --<br>motor 4381102 --<br>DSC 12 03 / 05, DC 12<br>DT 12 |         |
|  | 1.10275 |               | overflow valve                         | Überströmventil                            | 1  | DC 16  |         |
|   | 1.10790 |               | filter kit                             | Filtersatz                                 | 1  | DC 16  | A       |
|   | 1.10791 |               | filter                                 | Filter                                     | 1  |  | a1      |
|   | 1.10792 |               | filter                                 | Filter                                     | 1  |  | a2      |




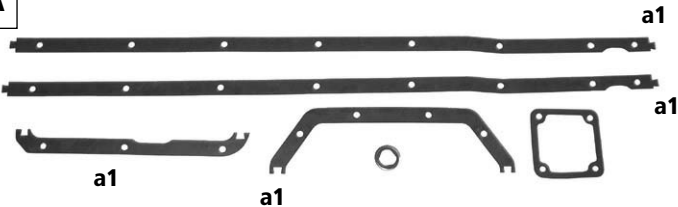



# ENGINE - oil sump

MOTOR - Ölwanne

**01 E - 01**

GROUP

PAGE

|    | DT-No.  | Reference-No. | Description         | Beschreibung       | PU | Notes / Bemerkungen           | Pic-No. |
|---|---------|---------------|---------------------|--------------------|----|-------------------------------|---------|
|   | 1.34091 |               | oil sump gasket kit | Ölwanne-dicht-satz | 1  | DSC 9, DC 9                   | A       |
|   | 1.24018 |               | oil sump gasket     | Ölwanne-dichtung   | 1  |                               | a1      |
| <div data-bbox="97 422 834 702"> <p><b>A</b></p>  <p>a1</p> </div>     |         |               |                     |                    |    |                               |         |
|   | 1.31068 |               | oil sump gasket kit | Ölwanne-dicht-satz | 1  | DSC 11                        | B       |
|   | 1.10213 |               | oil sump gasket     | Ölwanne-dichtung   | 1  |                               | b1      |
| <div data-bbox="97 886 834 1157"> <p><b>B</b></p>  <p>b1</p> </div>   |         |               |                     |                    |    |                               |         |
|   | 1.34090 |               | oil sump gasket kit | Ölwanne-dicht-satz | 1  | DC 11<br>DSC 12, DC 12, DT 12 | C       |
|   | 1.24047 |               | oil sump gasket     | Ölwanne-dichtung   | 1  |                               | c1      |
| <div data-bbox="97 1350 834 1620"> <p><b>C</b></p>  <p>c1</p> </div> |         |               |                     |                    |    |                               |         |
|   | 1.34092 |               | oil sump gasket kit | Ölwanne-dicht-satz | 1  | DSC 14                        | D       |
|   | 1.10212 |               | oil sump gasket     | Ölwanne-dichtung   | 1  |                               | d1      |
| <div data-bbox="97 1832 834 2126"> <p><b>D</b></p>  <p>d1</p> </div> |         |               |                     |                    |    |                               |         |



# ENGINE - oil sump

MOTOR - Ölwanne

**01 E - 02**

GROUP

PAGE



DT-No.

Reference-No.

Description

Beschreibung

PU

Notes / Bemerkungen

Pic-No.

1.24046

oil sump gasket

Ölwannendichtung

1

DC 16



1.10006

drain plug

Ablassschraube

1



1.10009

seal ring  
for 1.10006  
old version

Dichtring  
für 1.10006  
alte Ausführung

10



1.10129

seal ring  
for 1.10006  
new version

Dichtring  
für 1.10006  
neue Ausführung

10



1.10253

thread insert  
for 1.10006

Gewindeeinsatz  
für 1.10006

10



# ENGINE - crankshaft

MOTOR - Kurbelwelle

**01 F - 01**

GROUP

PAGE



|   | DT-No.         | Reference-No. | Description   | Beschreibung   | PU | Notes / Bemerkungen           | Pic-No. |
|---|----------------|---------------|---|--|----|-------------------------------|---------|
| <b>A</b><br> | <b>1.10700</b> |               | connecting rod  | Pleuelstange   | 1  | DSC 9, DC 9                   | -       |
|   | <b>1.10701</b> |               | connecting rod  | Pleuelstange   | 1  | DSC 11                        | A       |
|              | <b>1.10447</b> |               | bushing for 1.10700                                   | Buchse für 1.10700                                       | 1  |                               |         |
|             | <b>1.10399</b> |               | bushing for 1.10701 and DSC 14                        | Buchse für 1.10701 und DSC 14                            | 1  |                               |         |
|            | <b>1.10703</b> |               | connecting rod  | Pleuelstange   | 1  | DC 11<br>DSC 12; DC 12; DT 12 |         |
|            | <b>1.10397</b> |               | bushing for 1.10703                                   | Buchse für 1.10703                                       | 1  |                               |         |
|            | <b>1.10083</b> |               | screw for 1.10700<br>1.10701<br>1.10703<br>and DSC 14 | Schraube für 1.10700<br>1.10701<br>1.10703<br>und DSC 14 | 10 |                               |         |

# ENGINE - crankshaft

MOTOR - Kurbelwelle

**01 F - 02**

GROUP

PAGE



**DT-No.**

Reference-No.


**Description**

Beschreibung

PU

**Notes / Bemerkungen**

Pic-No.



**1.33088**

conrod bearing kit  
Standard

Pleuellagersatz-  
Standard

1 DSC 9, DC 9

**1.10378**

conrod bearing  
incl. in 1.33088

Pleuellager  
enth. in 1.33088

12

**1.33089**

conrod bearing kit  
79,75

Pleuellagersatz  
79,75

1 DSC 9, DC 9

**1.10379**

conrod bearing  
incl. in 1.33089

Pleuellager  
enth. in 1.33089

12

**1.33090**

conrod bearing kit  
79,50

Pleuellagersatz  
79,50

1 DSC 9, DC 9

**1.10380**

conrod bearing  
incl. in 1.33090

Pleuellager  
enth. in 1.33090

12

**1.31070**

conrod bearing kit  
Standard

Pleuellagersatz  
Standard

1 DSC 11

**1.10350**

conrod bearing  
incl. in 1.31070

Pleuellager  
enth. in 1.31070

1

**1.31071**

conrod bearing kit  
84,00

Pleuellagersatz  
84,00

1 DSC 11

**1.10351**

conrod bearing  
incl. in 1.31071

Pleuellager  
enth. in 1.31071

1

**1.31072**

conrod bearing kit  
83,75

Pleuellagersatz  
83,75

1 DSC 11

**1.10352**

conrod bearing  
incl. in 1.31072

Pleuellager  
enth. in 1.31072

1

**1.31073**

conrod bearing kit  
83,50

Pleuellagersatz  
83,50

1 DSC 11

**1.10353**

conrod bearing  
incl. in 1.31073

Pleuellager  
enth. in 1.31073

1

**1.31074**

conrod bearing kit  
83,25

Pleuellagersatz  
83,25

1 DSC 11

**1.10354**

conrod bearing  
incl. in 1.31074

Pleuellager  
enth. in 1.31074

1















# ENGINE - crankshaft

MOTOR - Kurbelwelle

**01 F - 03**

GROUP

PAGE

|    | DT-No.  | Reference-No. | Description                           | Beschreibung                       | PU | Notes / Bemerkungen           | Pic-No. |
|--|---------|---------------|---------------------------------------|------------------------------------|----|-------------------------------|---------|
|    | 1.33225 |               | conrod bearing kit<br><u>Standard</u> | Pleuellagersatz<br><u>Standard</u> | 1  | DC 11<br>DSC 12; DC 12; DT 12 |         |
|    | 1.33226 |               | conrod bearing kit<br><u>- 0,25</u>   | Pleuellagersatz<br><u>- 0,25</u>   | 1  | DC 11<br>DSC 12; DC 12; DT 12 |         |
|    | 1.33227 |               | conrod bearing kit<br><u>- 0,50</u>   | Pleuellagersatz<br><u>- 0,50</u>   | 1  | DC 11<br>DSC 12; DC 12; DT 12 |         |
|    | 1.33228 |               | conrod bearing kit<br><u>- 0,75</u>   | Pleuellagersatz<br><u>- 0,75</u>   | 1  | DC 11<br>DSC 12; DC 12; DT 12 |         |
|    | 1.33229 |               | conrod bearing kit<br><u>- 1,00</u>   | Pleuellagersatz<br><u>- 1,00</u>   | 1  | DC 11<br>DSC 12; DC 12; DT 12 |         |
|   | 1.33000 |               | conrod bearing kit<br><u>Standard</u> | Pleuellagersatz<br><u>Standard</u> | 1  | DSC 14                        |         |
|  | 1.10358 |               | conrod bearing<br>incl. in 1.33000    | Pleuellager<br>enth. in 1.33000    | 8  |                               |         |
|  | 1.33001 |               | conrod bearing kit<br><u>89,75</u>    | Pleuellagersatz<br><u>89,75</u>    | 1  | DSC 14                        |         |
|  | 1.10359 |               | conrod bearing<br>incl. in 1.33001    | Pleuellager<br>enth. in 1.33001    | 8  |                               |         |
|  | 1.33002 |               | conrod bearing kit<br><u>89,50</u>    | Pleuellagersatz<br><u>89,50</u>    | 1  | DSC 14                        |         |
|  | 1.10360 |               | conrod bearing<br>incl. in 1.33002    | Pleuellager<br>enth. in 1.33002    | 8  |                               |         |
|  | 1.10454 |               | crankshaft                            | Kurbelwelle                        | 1  | DSC 11                        |         |
|  | 1.10457 |               | crankshaft                            | Kurbelwelle                        | 1  | DSC 12; DC 12; DT 12          |         |

# ENGINE - crankshaft













MOTOR - Kurbelwelle

**01 F - 04**

GROUP

PAGE



|   | DT-No.  | Reference-No. | Description                   | Beschreibung                | PU | Notes / Bemerkungen         | Pic-No. |
|---|---------|---------------|-------------------------------|-----------------------------|----|-----------------------------|---------|
|   | 1.33200 |               | main bearing kit Standard     | Hauptlagersatz Standard     | 1  | <u>DSC 9, DC 9</u>          |         |
|   | 1.33201 |               | main bearing kit 94,75        | Hauptlagersatz 94,75        | 1  | DSC 9, DC 9                 |         |
|    | 1.31080 |               | main bearing kit Standard     | Hauptlagersatz Standard     | 1  | <u>DSC 11, DC 11</u>        |         |
|    | 1.31081 |               | main bearing kit 101,37       | Hauptlagersatz 101,37       | 1  | DSC 11, DC 11               |         |
|    | 1.31082 |               | main bearing kit 101,12       | Hauptlagersatz 101,12       | 1  | DSC 11, DC 11               |         |
|    | 1.31083 |               | main bearing kit 100,87       | Hauptlagersatz 100,87       | 1  | DSC 11, DC 11               |         |
|    | 1.31084 |               | main bearing kit 100,62       | Hauptlagersatz 100,62       | 1  | DSC 11, DC 11               |         |
|   | 1.33220 |               | main bearing kit Standard     | Hauptlagersatz Standard     | 1  | <u>DSC 12, DC 12, DT 12</u> |         |
|  | 1.33221 |               | main bearing kit - 0,25       | Hauptlagersatz - 0,25       | 1  | DSC 12, DC 12, DT 12        |         |
|  | 1.33222 |               | main bearing kit - 0,50       | Hauptlagersatz - 0,50       | 1  | DSC 12, DC 12, DT 12        |         |
|   | 1.33223 |               | main bearing kit - 0,75       | Hauptlagersatz - 0,75       | 1  | DSC 12, DC 12, DT 12        |         |
|   | 1.33224 |               | main bearing kit - 1,00       | Hauptlagersatz - 1,00       | 1  | DSC 12, DC 12, DT 12        |         |
|  | 1.31023 |               | main bearing kit Standard     | Hauptlagersatz Standard     | 1  | DSC 14                      |         |
|   | 1.10410 |               | main bearing incl. in 1.31023 | Hauptlager enth. in 1.31023 | 5  |                             |         |
|  | 1.31024 |               | main bearing kit 101,37       | Hauptlagersatz 101,37       | 1  | DSC 14                      |         |
|   | 1.10411 |               | main bearing incl. in 1.31024 | Hauptlager enth. in 1.31024 | 5  |                             |         |
|  | 1.31025 |               | main bearing kit 101,12       | Hauptlagersatz 101,12       | 1  | DSC 14                      |         |
|   | 1.10412 |               | main bearing incl. in 1.31025 | Hauptlager enth. in 1.31025 | 5  |                             |         |
|  | 1.31026 |               | main bearing kit 100,87       | Hauptlagersatz 100,87       | 1  | DSC 14                      |         |
|   | 1.10415 |               | main bearing incl. in 1.31026 | Hauptlager enth. in 1.31026 | 5  |                             |         |

# ENGINE - crankshaft

MOTOR - Kurbelwelle

**01 F - 05**

GROUP

PAGE



| DT-No.  | Reference-No. | Description   | Beschreibung  | PU | Notes / Bemerkungen   | Pic-No. |
|---------|---------------|---|---|----|---|---------|
| 1.33210 |               | thrust washer kit<br><u>Standard</u>                    | Druckscheibensatz<br><u>Standard</u>                  | 1  | <u>DSC 9, DC 9</u>  |         |
| 1.31085 |               | thrust washer kit<br><u>Standard</u>                    | Druckscheibensatz<br><u>Standard</u>                  | 1  | <u>DSC 11, DC 11</u><br><u>DSC 14</u>                           |         |
| 1.10401 |               | thrust washer<br>incl. in 1.31085                       | Druckscheibe<br>enth. in 1.31085                      | 4  |   |         |
| 1.31086 |               | thrust washer kit<br><u>3,505</u>                       | Druckscheibensatz<br><u>3,505</u>                     | 1  | DSC 11, DC 11<br>DSC 14   |         |
| 1.10402 |               | thrust washer<br>incl. in 1.31086                       | Druckscheibe<br>enth. in 1.31086                      | 4  |   |         |
| 1.31087 |               | thrust washer kit<br><u>3,556</u>                       | Druckscheibensatz<br><u>3,556</u>                     | 1  | DSC 11, DC 11<br>DSC 14   |         |
| 1.10403 |               | thrust washer<br>incl. in 1.31087                       | Druckscheibe<br>enth. in 1.31087                      | 4  |   |         |
| 1.31088 |               | thrust washer kit<br><u>3,683</u>                       | Druckscheibensatz<br><u>3,683</u>                     | 1  | DSC 11, DC 11<br>DSC 14   |         |
| 1.10404 |               | thrust washer<br>incl. in 1.31088                       | Druckscheibe<br>enth. in 1.31088                      | 4  |   |         |
| 1.33230 |               | thrust washer kit<br><u>Standard</u>                    | Druckscheibensatz<br><u>Standard</u>                  | 1  | <u>DSC 12, DC 12, DT 12</u><br><u>DC 16</u>                     |         |
| 1.10532 |               | screw<br>bearing cover                                  | Schraube<br>Lagerdeckel                               | 10 | DSC 9, DC 9<br>DSC 11, DC 11                                    |         |
| 1.10463 |               | flywheel  | Schwungrad  | 1  | DSC 9<br>-- motor 5122028<br>-- motor 4024842<br>DSC 11 74      |         |
| 1.10466 |               | flywheel  | Schwungrad  | 1  | DSC 9<br>motor 5122029 --<br>motor 4024843 --<br>DSC 11 75 / 79 |         |
| 1.10465 |               | flywheel<br>for trucks with<br><u>automatic gearbox</u> | Schwungrad<br>für LKW mit<br><u>Automatikgetriebe</u> | 1  | DSC 9   |         |



# ENGINE - crankshaft

MOTOR - Kurbelwelle

**01 F - 06**

GROUP

PAGE



DT-No.

Reference-No.

Description

Beschreibung

PU

Notes / Bemerkungen

Pic-No.

1.10468

flywheel  
for trucks without  
automatic gearbox

Schwungrad  
für LKW ohne  
Automatikgetriebe

1 DSC 12 01/02

1.10734

flywheel

Schwungrad

1 DSC 12 03 / 05  
DC 12, DT 12

1.10735

flywheel

Schwungrad

1 DSC 14



1.10084

ring gear

Zahnring

1 DSC 9, DC 9  
DSC 11

1.10469

ring gear

Zahnring


1 DC 11  
DSC 12; DC 12, DT 12  
DC 16

1.10079

ring gear

Zahnring

1 DSC 14



1.10311

ball bearing

Kugellager

1



1.10346

screw  
M 14 x 35

Schraube  
M 14 x 35

8 DSC 9, DC 9  
DSC 11



1.10343

screw

Schraube

10 DC 11, DC 16  
DSC 12 01/02  
motor 5705980 --  
DSC 12 03 / 05  
DC 12, DT 12



# ENGINE - crankshaft

MOTOR - Kurbelwelle

**01 F - 07**

GROUP

PAGE



|   | DT-No.  | Reference-No. | Description         | Beschreibung           | PU | Notes / Bemerkungen                                 | Pic-No. |
|---|---------|---------------|---------------------|------------------------|----|---|---------|
|    | 1.10344 |               | screw<br>M 16 x 1,5 | Schraube<br>M 16 x 1,5 | 10 | DSC 12 01 / 02<br>-- motor 5705979                  |         |
|    | 1.10419 |               | washer<br>Ø 56 mm   | Scheibe<br>Ø 56 mm     | 1  | DSC 9, DC 9<br>DSC 11                               |         |
|    | 1.10418 |               | lock ring<br>Ø 62   | Seegering<br>Ø 62      | 10 | DC 11<br>DSC 12; DC 12, DT 12<br>DSC 14<br>DC 16    |         |
|   | 1.10310 |               | crankshaft gear     | Kurbelwellenrad        | 1  | DSC 9, DC 9   |         |
|  | 1.10236 |               | crankshaft gear     | Kurbelwellenrad        | 1  | DSC 11  |         |
|  | 1.10312 |               | vibration damper    | Vibrationsdämpfer      | 1  | DSC 9, DC 9<br>DSC 11                               |         |
|   | 1.10640 |               | vibration damper    | Vibrationsdämpfer      | 1  | DSC 12<br>-- motor 5731150<br>DC 12, DT 12<br>DC 16 |         |
|   | 1.10641 |               | vibration damper    | Vibrationsdämpfer      | 1  | DSC 12<br>motor 5731151 --                          |         |
|  | 1.10306 |               | hub                 | Nabe                   | 1  | DSC 11  |         |



# ENGINE - crankshaft

MOTOR - Kurbelwelle

**01 F - 08**

GROUP

PAGE



|   | DT-No.  | Reference-No. | Description                  | Beschreibung                       | PU | Notes / Bemerkungen                   | Pic-No. |
|---|---------|---------------|------------------------------|------------------------------------|----|---------------------------------------|---------|
|    | 1.10237 |               | oil deflector                | Ölabweiser                         | 1  | DSC 9, DC 9<br>DSC 11<br>DSC 14       |         |
|    | 1.10238 |               | expanding cone               | Sperrkegel                         | 1  | DSC 9, DC 9<br>DSC 11                 |         |
|    | 1.10533 |               | screw                        | Schraube                           | 1  | DSC 9, DC 9<br>DSC 11                 |         |
|   | 1.10305 |               | pulley<br>Ø 260<br>2-grooved | Riemenscheibe<br>Ø 260<br>2-riemig | 1  | DSC 9, DC 9                           |         |
|  | 1.10630 |               | pulley                       | Riemenscheibe                      | 1  | DSC 11                                |         |
|  | 1.10631 |               | shaft pinion                 | Wellenzapfen                       | 1  | DSC 12 03/05<br>DC 12, DT 12<br>DC 16 |         |
|   |         |               |                              |                                    |    |                                       |         |

# ENGINE - piston & liner

MOTOR - Kolben & Laufbuchse

**01 G - 01**

GROUP

PAGE



**DT-No.**

Reference-No.

**Description**

Beschreibung

PU

**Notes / Bemerkungen**

Pic-No.

**1.33100**

piston and liner

Kolben und  
Laufbuchse

1 DSC 9

**1.33103**

piston and liner

Kolben und  
Laufbuchse

1 DSC 11 74 / 75

**1.33104**

piston and liner

Kolben und  
Laufbuchse

1 DSC 11 79

**1.33105**

piston and liner

Kolben und  
Laufbuchse

1 DSC 12 01; DC 12  
DSC 12 02  
-- motor 3125677  
-- motor 5747637  
-- motor 5747817  
-- motor 5747815  
-- motor 5747 568  
DC 16 A

**1.33110**

piston and liner

Kolben und  
Laufbuchse

1 DSC 12 02  
motor 3125678-8017406  
motor 5747637-6178326  
motor 5747817-6178326  
motor 5747815-6178326  
motor 5747568-6178326  
DC 16 02

**1.33106**

piston and liner

Kolben und  
Laufbuchse

1 DSC 14 13 L 03  
-- motor 5562560  
-- motor 4507202

**1.33107**

piston and liner

Kolben und  
Laufbuchse

1 DSC 14 15 L01  
-- motor 5562560  
-- motor 4507000

**1.33108**

piston and liner

Kolben und  
Laufbuchse

1 DSC 14 13 L 04  
DSC 14 15 L02  
motor 5562561-5566884  
motor 4507203-4514371

**1.10650**

liner

Laufbuchse

1 DSC 9  
DC 9

**1.10651**

liner

Laufbuchse

1 DSC 11  
DC 11



# ENGINE - piston & liner

MOTOR - Kolben & Laufbuchse

**01 G - 02**

GROUP

PAGE



|   | DT-No.  | Reference-No. | Description            | Beschreibung                | PU | Notes / Bemerkungen  | Pic-No. |
|---|---------|---------------|------------------------|-----------------------------|----|--|---------|
|    | 1.10652 |               | liner                  | Laufbuchse                  | 1  | DSC 12, DC 12, DT 12<br>DC 16  |         |
|   | 1.10653 |               | liner                  | Laufbuchse                  | 1  | DSC 14 15  |         |
|   | 1.33079 |               | liner with piston ring | Laufbuchse mit Kolbenringen | 1  | DSC 12, DC 12, DT 12<br>DC 16  |         |
|   | 1.33071 |               | piston, cpl.           | Kolben, kpl.                | 1  | DSC 9  |         |
|  | 1.33062 |               | piston, cpl.           | Kolben, kpl.                | 1  | DSC 11 74 / 75   |         |
|   | 1.33150 |               | piston, cpl.           | Kolben, kpl.                | 1  | DSC 11 79  |         |
|   | 1.33151 |               | piston, cpl.           | Kolben, kpl.                | 1  | DSC 12 01, DC 12<br>DSC 12 02<br>-- motor 3125677<br>-- motor 5747637<br>-- motor 5747817<br>-- motor 5747815<br>-- motor 5747 568<br>DC 16 A      |         |
|   | 1.33155 |               | piston, cpl.           | Kolben, kpl.                | 1  | DSC 12 02<br>motor 3125678-8017406<br>motor 5747637-6178326<br>motor 5747817-6178326<br>motor 5747815-6178326<br>motor 5747568-6178326<br>DC 16 02 |         |
|   | 1.33152 |               | piston, cpl.           | Kolben, kpl.                | 1  | DSC 14 13 L 03   |         |
|   | 1.33154 |               | piston, cpl.           | Kolben, kpl.                | 1  | DSC 14 13 L 04<br>DSC 14 13 L 05   |         |
|   | 1.33153 |               | piston, cpl.           | Kolben, kpl.                | 1  | DSC 14 15 L 01<br>-- motor 5562560<br>-- motor 4507000   |         |

# ENGINE - piston & liner

MOTOR - Kolben & Laufbuchse

**01 G - 03**

GROUP

PAGE



|   | DT-No.  | Reference-No. | Description         | Beschreibung        | PU | Notes / Bemerkungen  | Pic-No. |
|---|---------|---------------|---------------------|---------------------|----|--|---------|
|   | 1.33126 |               | piston ring kit     | Kolbenringsatz      | 1  | DSC 9  |         |
|   | 1.31034 |               | piston ring kit     | Kolbenringsatz      | 1  | DSC 11 74 / 75   |         |
|   | 1.33128 |               | piston ring kit     | Kolbenringsatz      | 1  | DSC 11 79<br>DC 11<br>DSC 12 01/02, DC 12<br>DSC 14<br>DC 16 |         |
|   | 1.10610 |               | shim - 0,20 mm      | Ausgleichscheibe    | 10 | DSC 9, DC 9  |         |
|   | 1.10612 |               | shim - 0,30 mm      | Ausgleichscheibe    | 10 | DSC 9, DC 9  |         |
|   | 1.10613 |               | shim - 0,40 mm      | Ausgleichscheibe    | 10 | DSC 9, DC 9  |         |
|   | 1.10614 |               | shim - 0,50 mm      | Ausgleichscheibe    | 10 | DSC 9, DC 9  |         |
|   | 1.10615 |               | shim - 0,75 mm      | Ausgleichscheibe    | 10 | DSC 9, DC 9  |         |
|   | 1.10600 |               | shim - 0,10 mm      | Ausgleichscheibe    | 10 | DSC 11   |         |
|   | 1.10601 |               | shim - 0,20 mm      | Ausgleichscheibe    | 10 | DSC 11   |         |
|   | 1.10602 |               | shim - 0,25 mm      | Ausgleichscheibe    | 10 | DSC 11   |         |
|   | 1.10603 |               | shim - 0,30 mm      | Ausgleichscheibe    | 10 | DSC 11   |         |
|   | 1.10604 |               | shim - 0,40 mm      | Ausgleichscheibe    | 10 | DSC 11   |         |
|   | 1.10605 |               | shim - 0,50 mm      | Ausgleichscheibe    | 10 | DSC 11   |         |
|   | 1.10130 |               | shim - 0,20 mm      | Ausgleichscheibe    | 10 | DSC 14   |         |
|   | 1.10132 |               | shim - 0,30 mm      | Ausgleichscheibe    | 10 | DSC 14   |         |
|   | 1.10133 |               | shim - 0,40 mm      | Ausgleichscheibe    | 10 | DSC 14   |         |
|   | 1.10134 |               | shim - 0,50 mm      | Ausgleichscheibe    | 10 | DSC 14   |         |
|   | 1.10135 |               | shim - 0,75 mm      | Ausgleichscheibe    | 10 | DSC 14   |         |
| <div style="border: 1px solid black; padding: 2px; display: inline-block; margin-bottom: 10px;">A</div> | 1.33096 |               | seal ring kit       | Dichtringsatz       | 1  | DSC 9, DC 9  | A       |
|   | 1.10123 |               | o-ring<br>130,5 x 4 | O-Ring<br>130,5 x 4 | 10 |  | a1      |
|   | 1.10124 |               | seal ring           | Dichtring           | 10 |  | a2      |

# ENGINE - piston & liner

MOTOR - Kolben & Laufbuchse

**01 G - 04**

GROUP

PAGE



|              | DT-No.         | Reference-No. | Description         | Beschreibung        | PU | Notes / Bemerkungen                    | Pic-No. |
|--------------|----------------|---------------|---------------------|---------------------|----|--|---------|
| <b>B</b><br> | <b>1.31066</b> |               | seal ring kit       | Dichtringsatz       | 1  | DSC 11<br>DSC 14                       | B       |
|              | <b>1.10019</b> |               | seal ring           | Dichtring           | 10 |  | b1      |
|              | <b>1.10007</b> |               | o-ring<br>140,5 x 4 | O-Ring<br>140,5 x 4 | 10 |  | b2      |
| <b>C</b><br> | <b>1.33099</b> |               | seal ring kit       | Dichtringsatz       | 1  | DC 11<br>DSC 12, DC 12, DT 12<br>DC 16 | C       |
|              | <b>1.27407</b> |               | o-ring              | O-Ring              | 10 |  | c1      |
|              | <b>1.27408</b> |               | o-ring<br>147,5 x 4 | O-Ring<br>147,5 x 4 | 10 |  | c2      |

# ENGINE - camshaft

MOTOR - Nockenwelle

**01 H - 01**

GROUP

PAGE



DT-No.

Reference-No.

Description

Beschreibung

PU

Notes / Bemerkungen

Pic-No.

1.10365

camshaft

Nockenwelle

1 DSC 11 74 / 75

1.10731

camshaft

Nockenwelle

1 DSC 11 79

1.10732

camshaft

Nockenwelle

1 DSC 12 01 / 02

1.10459

camshaft

Nockenwelle

1 DSC 12 03 / 05  
motor 6102923-6107145  
motor 3138022 --  
motor 6109704 --

1.10733

camshaft

Nockenwelle

1 DSC 14 13  
-- motor 5562560  
-- motor 4507202  
-- motor 4507204  
DSC 14 15  
-- motor 5562560  
-- motor 4507000  
-- motor 4507003

1.10367

camshaft

Nockenwelle

1 DSC 14 13  
motor 5562561 --  
motor 4507203 --  
motor 4507205 --  
DSC 14 15  
motor 5562561 --  
motor 4507001 --  
motor 4514363 --



1.10481

push rod

Stößelstange

1 DSC 9, DC 9



1.10479

push rod

Stößelstange

1 DSC 11



1.10482

push rod

Stößelstange

1 DC 11  
DSC 12, DC 12, DT 12



# ENGINE - camshaft


MOTOR - Nockenwelle

**01 H - 02**

GROUP

PAGE



|   | DT-No.  | Reference-No. | Description   | Beschreibung | PU | Notes / Bemerkungen  | Pic-No. |
|---|---------|---------------|---------------|--------------|----|--|---------|
|    | 1.10706 |               | push rod      | Stößelstange | 1  | DC 11<br>motor 6104629-6105125<br>-- motor 6105125<br>-- motor 3138021<br>DSC 12 03 / 05, DC 12<br>-- motor 6102922<br>motor 6107146-6109703<br>-- motor 3138021 |         |
|    | 1.10707 |               | push rod      | Stößelstange | 1  | DC 11<br>motor 6102922-6104628<br>motor 6105126 --<br>motor 3138022 --<br>DSC 12 03 / 05, DC 12<br>motor 6102923-6107145<br>motor 3138022 --<br>motor 6109704 -- |         |
|  | 1.10480 |               | push rod      | Stößelstange | 1  | DSC 14   |         |
|  | 1.10740 |               | valve tappet  | Ventilstößel | 1  | DSC 9, DC 9  |         |
|  | 1.10499 |               | valve tappet  | Ventilstößel | 1  | DSC 11<br>DSC 14   |         |
|  | 1.10741 |               | roller tappet | Rollenstößel | 1  | DC 11<br>DSC 12 01 / 02<br>DSC 12, DC 12, DT 12  |         |

# ENGINE - camshaft

MOTOR - Nockenwelle

**01 H - 03**

GROUP

PAGE



|  | DT-No.  | Reference-No. | Description                       | Beschreibung                         | PU | Notes / Bemerkungen  | Pic-No. |
|--|---------|---------------|-----------------------------------|--------------------------------------|----|--|---------|
|  | 1.10743 |               | roller tappet                     | Rollenstößel                         | 1  | DC 11<br>motor 6104629-6105125<br>-- motor 6105125<br>-- motor 3138021<br>DSC 12 03 / 05, DC 12<br>-- motor 6102922<br>motor 6107146-6109703<br>-- motor 3138021 |         |
|  | 1.10742 |               | roller tappet                     | Rollenstößel                         | 1  | DC 11<br>motor 6102922-6104628<br>motor 6105126 --<br>motor 3138022 --<br>DSC 12 03 / 05, DC 12<br>motor 6102923-6107145<br>motor 3138022 --<br>motor 6109704 -- |         |
|  | 1.31075 |               | camshaft bearing kit              | Nockenwellen-lagersatz               | 1  | DSC 9, DC 9  |         |
|  | 1.10374 |               | camshaft bearing incl. in 1.31075 | Nockenwellen-lager, enth. in 1.31075 | 1  |  |         |
|  | 1.31076 |               | camshaft bearing kit              | Nockenwellen-lagersatz               | 1  | DSC 11   |         |
|  | 1.33215 |               | camshaft bearing kit              | Nockenwellen-lagersatz               | 1  | DC 11<br>DSC 12, DC 12, DT 12  |         |
|  | 1.31077 |               | camshaft bearing kit              | Nockenwellen-lagersatz               | 1  | DSC 14   |         |



# ENGINE - camshaft







MOTOR - Nockenwelle

**01 H - 04**

GROUP

PAGE



|   | DT-No.  | Reference-No. | Description                   | Beschreibung                          | PU | Notes / Bemerkungen   | Pic-No. |
|---|---------|---------------|-------------------------------|---------------------------------------|----|---|---------|
|    | 1.10753 |               | nut<br>for camshaft           | Mutter<br>für Nockenwelle             | 1  | DSC 9, DC 9<br>DSC 11<br>DSC 14   |         |
|    | 1.10750 |               | thrust washer                 | Druckscheibe                          | 1  | DSC 9, DC 9   |         |
|    | 1.10751 |               | thrust washer                 | Druckscheibe                          | 1  | DSC 11  |         |
|  | 1.10752 |               | thrust washer                 | Druckscheibe                          | 1  | DC 11<br>DSC 12 01 / 02<br>motor 5737227 --<br>motor 5736981 --<br>motor 5736771 --<br>motor 3122608<br>DSC 12 03 / 05<br>DC 12, DT 12<br>DC 16 |         |
|  | 1.10470 |               | gear                          | Zahnrad                               | 1  | DSC 11  |         |
|  | 1.16472 |               | lock ring<br>Ø 80<br>for gear | Sicherungsring<br>Ø 80<br>für Zahnrad | 10 | DC 11<br>DSC 12, DC 12, DT 12   |         |
|   |         |               |                               |                                       |    |   |         |

# ENGINE - oil pump







MOTOR - Ölpumpe

**01 I - 01**

GROUP

PAGE



|   | DT-No.  | Reference-No. | Description           | Beschreibung          | PU | Notes / Bemerkungen           | Pic-No. |
|---|---------|---------------|-----------------------|-----------------------|----|-------------------------------|---------|
|    | 1.10680 |               | oil pump              | Ölpumpe               | 1  | DSC 9, DC 9                   |         |
|     | 1.10227 |               | oil pump              | Ölpumpe               | 1  | DSC 11                        |         |
|   | 1.10681 |               | oil pump              | Ölpumpe               | 1  | DC 11<br>DSC 12, DC 12, DT 12 |         |
|  | 1.10682 |               | oil pump              | Ölpumpe               | 1  | DSC 14                        |         |
|  | 1.10243 |               | piston<br>for 1.10227 | Kolben<br>für 1.10227 | 1  |                               |         |
|  | 1.10691 |               | bearing bushing       | Lagerbuchse           | 10 | DSC 9, DC 9<br>DSC 11         |         |

# ENGINE - oil pump


MOTOR - Ölpumpe

**01 I - 02**

GROUP

PAGE



|   | DT-No.  | Reference-No. | Description                | Beschreibung                | PU | Notes / Bemerkungen  | Pic-No. |
|---|---------|---------------|----------------------------|-----------------------------|----|--|---------|
|    | 1.10690 |               | ball bearing               | Kugellager                  | 1  | DSC 9, DC 9<br>DSC 11  |         |
|    | 1.24080 |               | o-ring<br>22,1 x 1,6       | O-Ring<br>22,1 x 1,6        | 10 | DSC 9, DC 9<br>DSC 11  |         |
|    | 1.24311 |               | o-ring<br>29,2 x 3         | O-Ring<br>29,2 x 3          | 10 | DC 11<br>motor 6173249 --<br>motor 8017526 --<br>DSC 12, DC 12, DT 12<br>motor 6173249 --<br>motor 8017526 --<br>DC 16 |         |
|   | 1.10180 |               | o-ring<br>22,2 x 3         | O-Ring<br>22,2 x 3          | 10 | DSC 14   |         |
|  | 1.18521 |               | o-ring<br>21 x 4           | O-Ring<br>21 x 4            | 10 | DC 16  |         |
|  | 1.10255 |               | suction pipe               | Saugrohr                    | 1  | DSC 11   |         |
|  | 1.10585 |               | gasket<br>for suction pipe | Dichtung<br>für Saugleitung | 10 | DSC 14   |         |

# ENGINE - oil cooler







MOTOR - Ölkühler

**01 J - 01**

GROUP

PAGE



|   | DT-No.  | Reference-No. | Description              | Beschreibung          | PU | Notes / Bemerkungen                    | Pic-No. |
|---|---------|---------------|--------------------------|-----------------------|----|--|---------|
|    | 1.10125 |               | oil cooler insert        | Ölkühlereinsatz       | 1  | DSC 9, DC 9                            |         |
|    | 1.31060 |               | gasket kit<br>oil cooler | Dichtsatz<br>Ölkühler | 1  | DSC 9, DC 9                            |         |
|   | 1.10118 |               | oil cooler               | Ölkühler              | 1  | DSC 11                                 |         |
|  | 1.10210 |               | o-ring<br>98,2 x 3,53    | O-Ring<br>98,2 x 3,5  | 10 | DSC 11                                 |         |
|  | 1.10211 |               | gasket                   | Dichtung              | 10 | DSC 11                                 |         |
|  | 1.10119 |               | oil cooler               | Ölkühler              | 1  | DC 11<br>DSC 12, DC 12, DT 12<br>DC 16 |         |


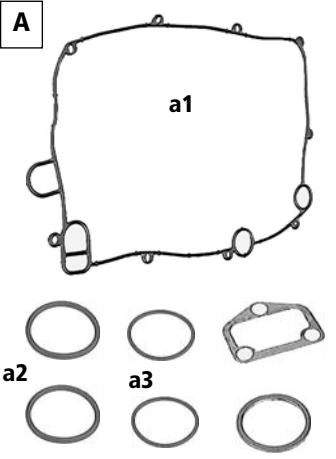
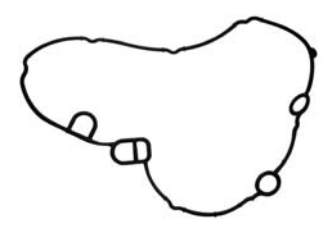


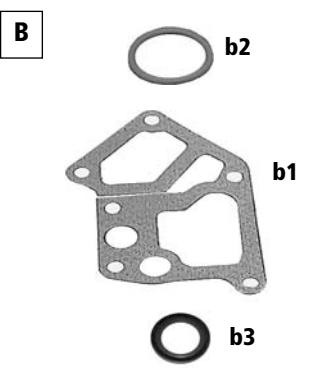
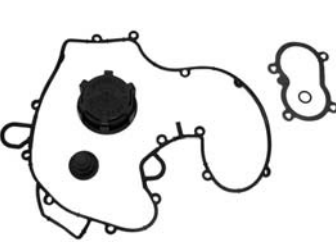
# ENGINE - oil cooler

MOTOR - Ölkühler

**01 J - 02**

GROUP

PAGE

|                | DT-No.  | Reference-No. | Description              | Beschreibung          | PU | Notes / Bemerkungen   | Pic-No. |
|--|---------|---------------|--------------------------|-----------------------|----|---|---------|
| <b>A</b><br>   | 1.31150 |               | gasket kit               | Dichtsatz             | 1  | DC 11<br>-- motor 6106282<br>DSC 12, DC 12, DT 12<br>-- motor 6106282 | A       |
|  | 1.24115 |               | gasket                   | Dichtung              | 10 |   | a1      |
|  | 1.24116 |               | gasket                   | Dichtung              | 10 |   | a2      |
|  | 1.24117 |               | gasket                   | Dichtung              | 10 |   | a3      |
|               | 1.24134 |               | gasket                   | Dichtung              | 10 | DC 11<br>motor 6106283 --<br>DSC 12, DC 12, DT 12<br>motor 6106283 -- |         |
|              | 1.10545 |               | plug                     | Stopfen               | 10 | DC 11   |         |
|              | 1.10165 |               | oil cooler               | Ölkühler              | 1  | DSC 14  |         |
| <b>B</b><br> | 1.31151 |               | gasket kit               | Dichtsatz             | 1  | DSC 14  | B       |
|  | 1.24118 |               | gasket                   | Dichtung              | 10 |   | b1      |
|  | 1.10173 |               | o-ring - 32,2 x 3        | O-Ring - 32,2 x 3     | 10 |   | b2      |
|  | 1.24122 |               | washer                   | Scheibe               | 10 |   | b3      |
|              | 1.31156 |               | gasket kit<br>oil cooler | Dichtsatz<br>Ölkühler | 1  | DC 16   |         |

# ENGINE - oil cleaner & filter





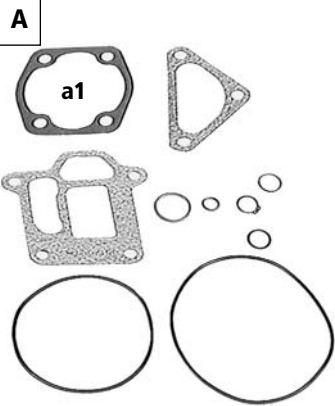
MOTOR - Ölreiniger & Filter

**01 K - 01**

GROUP

PAGE



|   | DT-No.  | Reference-No. | Description               | Beschreibung           | PU | Notes / Bemerkungen | Pic-No. |
|---|---------|---------------|---------------------------|------------------------|----|---------------------|---------|
|    | 1.10002 |               | oil pressure valve        | Öldruckventil          | 1  | DSC 11              |         |
|    | 1.10234 |               | shaft                     | Welle                  | 1  |                     |         |
|    | 1.34060 |               | rotor, cpl.               | Rotor, kpl.            | 1  |                     |         |
|  | 1.10150 |               | rotor                     | Rotor                  | 1  |                     |         |
|  | 1.10151 |               | nozzle<br>for 1.10150     | Düse<br>für 1.10150    | 1  |                     |         |
|  | 1.10152 |               | nut                       | Mutter                 | 1  |                     |         |
|  | 1.10294 |               | lock nut                  | Sicherungsmutter       | 10 |                     |         |
|   | 1.31152 |               | gasket kit<br>oil cleaner | Dichtung<br>Ölreiniger | 1  | DSC 9, DC 9         | A       |
|   | 1.24006 |               | gasket                    | Dichtung               | 10 |                     | a1      |

# ENGINE - oil cleaner & filter

MOTOR - Ölreiniger & Filter

**01 K - 02**

GROUP

PAGE



DT-No.

Reference-No.

Description

Beschreibung

PU

Notes / Bemerkungen

Pic-No.

1.31067

gasket kit

Dichtsatz

1

DSC 11

B

1.24096

o-ring -10,75x2,63

O-Ring-10,75x2,63

10

b1

1.24099

o-ring - 26,2 x 3

O-Ring - 26,2 x 3

10

b2

1.24097

o-ring - 59,5 x 3

O-Ring - 59,5 x 3

10

b3

1.24006

gasket

Dichtung

10

b4

1.10211

gasket

Dichtung

10

b5

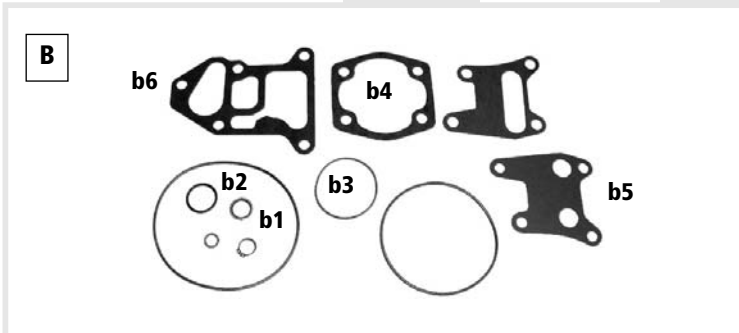
1.24005

gasket

Dichtung

10

b6



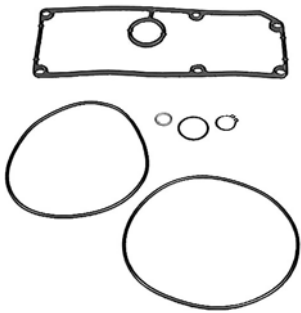
1.31153

gasket kit

Dichtsatz

1

DC 11  
DSC 12, DC 12, DT 12



1.31154

gasket kit

Dichtsatz

1

DSC 14

A

1.31157

gasket kit

Dichtsatz

1

DC 16

-






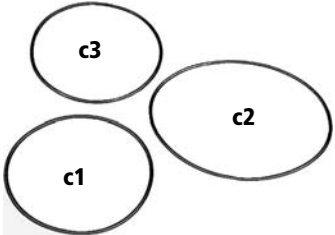




# ENGINE - oil cleaner & filter

MOTOR - Ölreiniger & Filter

**01 K - 03**

GROUP

PAGE

|              | DT-No.   | Reference-No. | Description  | Beschreibung  | PU | Notes / Bemerkungen   | Pic-No.             |
|---|--|---------------|--|---|----|---|---------------------|
|               | <b>1.31064</b>   |               | gasket kit<br><u>old version</u>   | Dichsatz<br><u>alte Ausführung</u>  | 1  |   |                     |
|               | <b>1.31155</b>   |               | gasket kit<br><u>new version</u>   | Dichsatz<br><u>neue Ausführung</u>  | 1  |   |                     |
| <b>C</b><br> | <b>1.31065</b><br><b>1.10215</b><br><b>1.10217</b><br><b>1.10216</b> |               | gasket kit<br>o-ring - 111 x 3,5<br>o-ring - 133 x 3,5<br>o-ring - 107,3x3,5 | Dichsatz<br>O-Ring - 111 x 3,5<br>O-Ring - 133 x 3,5<br>O-Ring -107,3x3,5 | 1  |   | C<br>c1<br>c2<br>c3 |
|            | <b>1.10275</b>   |               | overflow valve   | Überströmventil   | 1  | DSC 9, DC 9<br>DC 11<br>DSC 12, DC 12<br>DSC 14   |                     |
|            | <b>1.10336</b>   |               | filter with filter head  | Filter mit Filterhalter   | 1  | DSC 11  |                     |
|            | <b>1.10295</b>   |               | oil filter   | Ölfiter   | 1  | DSC 11  |                     |
|            | <b>1.10335</b>   |               | filter head  | Filterkopf  | 1  | DC 11<br>-- motor 6109330<br>-- motor 3139345<br>DSC 12, DC 12<br>-- motor 6109 330<br>-- motor 3139345 |                     |



# ENGINE - oil cleaner & filter


MOTOR - Ölreiniger & Filter

**01 K - 04**

GROUP

PAGE



|   | DT-No.  | Reference-No. | Description                             | Beschreibung                          | PU | Notes / Bemerkungen   | Pic-No. |
|---|---------|---------------|---|---------------------------------------|----|---|---------|
|    | 1.10337 |               | filter head                             | Filterkopf                            | 1  | DC 11<br>motor 6109331 --<br>motor 3139346 --<br>DSC 12, DC 12 01<br>motor 6109331 --<br>motor 3139346 -- |         |
|    | 1.10280 |               | oil filter                              | Ölfilter                              | 1  | DSC 9, DC 9<br>DC 11<br>DSC 12, DC 12, DT 12<br>DSC 14  |         |
|   | 1.10794 |               | filter insert, cpl.                     | Filtereinsatz, kpl.                   | 1  | DC 16   |         |
|  | 1.10793 |               | filter insert<br>incl. in 1.10794       | Filtereinsatz<br>enth. in 1.10794     | 1  |   |         |
|  | 1.10010 |               | o-ring - 22 x 3<br>for oil filter cover | O-Ring - 22 x 3<br>für Ölfilterdeckel | 10 | DSC 14  |         |
|  | 1.24126 |               | gasket<br>for oil filter cover          | Dichtung<br>für Ölfilterdeckel        | 10 | DC 11<br>DSC 12, DC 12, DT 12   |         |




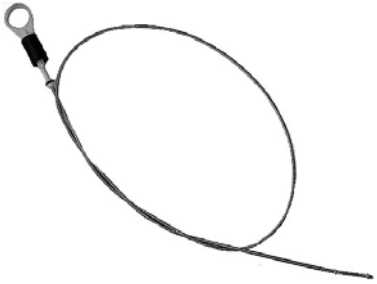
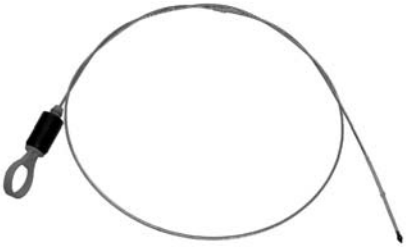


# ENGINE - oil filler & oil pressure sensor

MOTOR - Öleinfüllung & Öldruckgeber

**01 L - 01**

GROUP

PAGE

|    | DT-No.  | Reference-No. | Description                             | Beschreibung                             | PU | Notes / Bemerkungen  | Pic-No. |
|---|---------|---------------|---|--|----|--|---------|
|    | 1.10715 |               | oil filler cap                          | Öleinfülldeckel                          | 1  | DSC 9, DC 9<br>DSC 11, DC 11<br>DSC 12, DC 12, DT 12<br>DSC 14<br>DC 16  |         |
|    | 1.10540 |               | oil filler cap                          | Öleinfülldeckel                          | 1  | DC 9 (CP 19 F)   |         |
|   | 1.10726 |               | oil dipstick<br><u>not for T-models</u> | Ölmessstab<br><u>nicht für T-Modelle</u> | 1  | DSC 9, DC 9<br>DSC 12, DC 12, DT 12<br>-- chassis 9037018<br>-- chassis 4401806<br>-- chassis 3070024<br>-- chassis 1244 902     |         |
|  | 1.10727 |               | oil dipstick<br><u>not for T-models</u> | Ölmessstab<br><u>nicht für T-Modelle</u> | 1  | DSC 9, DC 9<br>DSC 12, DC 12, DT 12<br>chassis 9037019 --<br>chassis 4401807 --<br>chassis 3070025 --<br>chassis 1244902 --      |         |
|  | 1.21147 |               | oil pressure sensor<br>0,7 +/- 0,15 bar | Öldruckgeber<br>0,7 +/- 0,15 bar         | 1  | DSC 9, DC 9<br>-- motor 6003003<br>-- motor 3139579<br>DSC 12, DC 12<br>-- motor 1834180<br>-- motor 3131038<br>-- motor 1249055 |         |
|  | 1.21149 |               | oil pressure sensor                     | Öldruckgeber                             | 1  | DSC 11<br>DSC 14<br>-- motor 5565866<br>-- motor 4512272   |         |

# ENGINE - oil filler & oil pressure sensor






MOTOR - Öleinfüllung & Öldruckgeber

**01 L - 02**

GROUP

PAGE



|   | DT-No.  | Reference-No. | Description                 | Beschreibung               | PU | Notes / Bemerkungen   | Pic-No. |
|---|---------|---------------|-----------------------------|----------------------------|----|---|---------|
|    | 1.21594 |               | contact housing for 1.21149 | Kontaktgehäuse für 1.21149 | 1  |   |         |
|    | 1.21119 |               | oil pressure sensor         | Öldruckgeber               | 1  | DSC 11<br>DSC 14  |         |
|    | 1.21593 |               | contact housing for 1.21119 | Kontaktgehäuse für 1.21119 | 1  |   |         |
|   | 1.21620 |               | oil pressure sensor         | Öldruckgeber               | 1  | DSC 9, DC 9<br>motor 6003004 --<br>motor 3139580 --<br>DC 11<br>DSC 12, DC 12<br>motor 1834181 --<br>motor 3131039 --<br>motor 1249056 --<br>DSC 14<br>motor 5565867 --<br>motor 4512273 -- |         |
|  | 1.21622 |               | oil pressure sensor         | Öldruckgeber               | 1  | DC 12 03, DT 12   |         |

# ENGINE - manifolds

MOTOR - Krümmer

**01 M - 01**

GROUP

PAGE



|   | DT-No.  | Reference-No. | Description                      | Beschreibung                 | PU | Notes / Bemerkungen        | Pic-No. |
|---|---------|---------------|----------------------------------|------------------------------|----|----------------------------|---------|
|    | 1.10580 |               | seal ring<br>exhaust manifold    | Dichtring<br>Abgaskrümmer    | 10 | DSC 9, DC 9                |         |
|    | 1.24033 |               | gasket                           | Dichtung                     | 10 | DSC 9, DC 9                |         |
|    | 1.10563 |               | gasket                           | Dichtung                     | 10 | DSC 9, DC 9                |         |
|    | 1.10667 |               | exhaust manifold<br>cylinder 1+2 | Abgaskrümmer<br>Zylinder 1+2 | 1  | DSC 11                     |         |
|  | 1.10668 |               | exhaust manifold<br>cylinder 3   | Abgaskrümmer<br>Zylinder 3   | 1  | DSC 11                     |         |
|  | 1.10669 |               | exhaust manifold<br>cylinder 4-6 | Abgaskrümmer<br>Zylinder 4-6 | 1  | DSC 11<br>-- motor 4115883 |         |
|  | 1.10665 |               | exhaust manifold<br>cylinder 4-6 | Abgaskrümmer<br>Zylinder 4-6 | 1  | DSC 11<br>motor 4115884 -- |         |

# ENGINE - manifolds

MOTOR - Krümmer

**01 M - 02**

GROUP

PAGE



DT-No.

Reference-No.

Description

Beschreibung

PU

Notes / Bemerkungen

Pic-No.



1.10579

seal ring

Dichtring

10

DSC 11



1.10557

gasket

Dichtung

10

DSC 11



1.10558

gasket

Dichtung

10

DSC 11



1.10594

exhaust manifold

Abgaskrümmer

1

DC 11  
DSC 12, DC 12, DT 12  
motor 5704392 --



1.10596

exhaust manifold

Abgaskrümmer

1

DSC 12, DC 12, DT 12  
-- motor 5704391



1.10595

exhaust manifold

Abgaskrümmer

1

DC 11  
DSC 12, DC 12, DT 12

# ENGINE - manifolds

MOTOR - Krümmer

**01 M - 03**

GROUP

PAGE



|   | DT-No.  | Reference-No. | Description                         | Beschreibung                            | PU | Notes / Bemerkungen           | Pic-No. |
|---|---------|---------------|-------------------------------------|---|----|-------------------------------|---------|
|    | 1.10186 |               | seal ring kit<br><u>old version</u> | Dichtringsatz<br><u>alte Ausführung</u> | 10 | DC 11<br>DSC 12, DC 12, DT 12 |         |
|    | 1.10582 |               | seal ring<br><u>new version</u>     | Dichtring<br><u>neue Ausführung</u>     | 10 | DC 11<br>DSC 12, DC 12, DT 12 |         |
|    | 1.24037 |               | gasket                              | Dichtung                                | 10 | DC 11<br>DSC 12, DC 12, DT 12 |         |
|   | 1.10670 |               | exhaust manifold<br>left and right  | Abgaskrümmer<br>links und rechts        | 1  | DSC 14                        |         |
|  | 1.10671 |               | exhaust manifold                    | Abgaskrümmer                            | 1  | DSC 14                        |         |
|  | 1.10672 |               | exhaust manifold                    | Abgaskrümmer                            | 1  | DSC 14                        |         |
|  | 1.10182 |               | seal ring<br>Ø 57                   | Dichtring<br>Ø 57                       | 10 | DSC 14                        |         |

# ENGINE - manifolds

MOTOR - Krümmer

**01 M - 04**

GROUP

PAGE



|   | DT-No.  | Reference-No. | Description                          | Beschreibung                  | PU | Notes / Bemerkungen                           | Pic-No. |
|---|---------|---------------|--------------------------------------|-------------------------------|----|---|---------|
|    | 1.10581 |               | seal ring<br>Ø 66                    | Dichtring<br>Ø 66             | 10 | DSC 14  |         |
|    | 1.24024 |               | gasket                               | Dichtung                      | 10 | DSC 14  |         |
|    | 1.10567 |               | gasket                               | Dichtung                      | 10 | DSC 14  |         |
|   | 1.10555 |               | gasket                               | Dichtung                      | 1  | DSC 9, DC 9<br>DSC 11<br>DSC 12, DC 12, DT 12 |         |
|  | 1.10205 |               | gasket                               | Dichtung                      | 10 | DSC 14  |         |
|  | 1.10582 |               | seal ring<br>for exhaust<br>manifold | Dichtring<br>für Abgaskrümmer | 10 | DC 16   |         |
|  | 1.10581 |               | seal ring<br>Ø 66                    | Dichtring<br>Ø 66             | 10 | DSC 14  |         |
|  | 1.24037 |               | gasket                               | Dichtung                      | 10 | DC 16   |         |
|  | 1.10141 |               | flange screw                         | Flanschschraube               | 10 | DSC 9, DC 9                                   |         |

# ENGINE - manifolds

MOTOR - Krümmer

**01 M - 05**

GROUP

PAGE



|   | DT-No.  | Reference-No. | Description                       | Beschreibung                         | PU | Notes / Bemerkungen  | Pic-No. |
|---|---------|---------------|-----------------------------------|--------------------------------------|----|--|---------|
|    | 1.10138 |               | sleeve<br>length: 24 mm           | Hülse<br>Länge: 24 mm                | 10 | DSC 9, DC 9  |         |
|    | 1.10422 |               | bolt<br>M 10 x 40                 | Bolzen<br>M 10 x 40                  | 10 | DSC 9<br>-- motor 5122831<br>-- motor 4025612<br>DSC 11<br>-- motor 4115883                              |         |
|    | 1.10426 |               | nut<br>for 1.10422                | Mutter<br>für 1.10422                | 10 |  |         |
|    | 1.10428 |               | stud                              | Bolzen                               | 10 | DSC 11<br>-- motor 4115884<br>DSC 12<br>-- motor 5704391   |         |
|  | 1.10425 |               | bolt<br>M 10 x 55                 | Bolzen<br>M 10 x 55                  | 10 | DSC 9, DC 9<br>motor 5122832 --<br>motor 4025613 --<br>DC 11<br>DSC 12, DC 12, DT 12<br>motor 5704392 -- |         |
|  | 1.10427 |               | nut<br>for 1.10425 and<br>1.10428 | Mutter<br>für 1.10425<br>und 1.10428 | 10 |  |         |
|  | 1.10143 |               | screw<br>M 10 x 90                | Schraube<br>M 10 x 90                | 10 | DSC 9, DC 9<br>motor 5122832 --<br>motor 4025613 --<br>DSC 12, DC 12, DT 12<br>motor 5704392 --<br>DC 16 |         |
|  | 1.10139 |               | sleeve<br>for 1.10143             | Hülse<br>für 1.10143                 | 10 |  |         |
|  | 1.10142 |               | flange screw<br>M 10 x 70         | Flanschschraube<br>M 10 x 70         | 10 | DSC 11, DC 11<br>DSC 12, DC 12, DT 12<br>DSC 14<br>DC 16   |         |
|  | 1.10140 |               | sleeve<br>length: 39 mm           | Hülse<br>Länge: 39 mm                | 10 | DSC 11   |         |



# ENGINE - manifolds

MOTOR - Krümmer

**01 M - 06**

GROUP

PAGE



|   | DT-No.  | Reference-No. | Description               | Beschreibung              | PU | Notes / Bemerkungen   | Pic-No. |
|---|---------|---------------|---------------------------|---------------------------|----|---|---------|
|    | 1.10137 |               | sleeve<br>length: 37 mm   | Hülse<br>Länge: 37 mm     | 10 | DC 11<br>DSC 12, DC 12, DT 12<br>DSC 14   |         |
|    | 1.11712 |               | clamp<br>for turbocharger | Schelle<br>für Turbolader | 1  | DSC 9<br>-- motor 5131571<br>DSC 11<br>-- motor 4115883<br>DC 11<br>-- motor 5749530<br>DSC 12, DC 12<br>-- motor 5704391       |         |
|    | 1.11710 |               | clamp<br>for turbocharger | Schelle<br>für Turbolader | 1  | DSC 9, DC 9<br>motor 5131572 --<br>DSC 11<br>motor 4115884 --<br>DC 11<br>motor 5749531 --<br>DSC 12, DC 12<br>motor 5704392 -- |         |
|  | 1.11713 |               | clamp<br>for turbocharger | Schelle<br>für Turbolader | 1  | DSC 14  |         |

# ENGINE - turbocharger

MOTOR - Turbolader

**01 N - 01**

GROUP

PAGE



**DT-No.**

Reference-No.

**Description**

Beschreibung

PU

**Notes / Bemerkungen**

Pic-No.

**1.10826**

turbocharger

Turbolader

1

DSC 9 11

**1.10827**

turbocharger

Turbolader

1

DSC 9 12

**1.10825**

turbocharger

Turbolader

1

DSC 9 13 / 15

**1.10829**

turbocharger

Turbolader

1

DC 9 01 / 04 / 05 / 06

**1.10841**

turbocharger

Turbolader

1

DC 9 02 / 03

**1.10816**

turbocharger

Turbolader

1

DSC 11 74 / 75  
-- motor 4115883

**1.10830**

turbocharger

Turbolader

1

DSC 11 74 / 75  
motor 4115884 --

**1.10815**

turbocharger

Turbolader

1

DSC 11 79  
-- motor 4115883

**1.10831**

turbocharger

Turbolader

1

DSC 11 79  
motor 4115884 --

**1.10832**

turbocharger

Turbolader

1

DC 11 01 / 02 / 06

**1.10837**

turbocharger

Turbolader

1

DC 11 03

**1.10838**

turbocharger

Turbolader

1

DC 11 04

**1.10817**

turbocharger

Turbolader

1

DSC 12 01  
-- motor 5704391

**1.10833**

turbocharger

Turbolader

1

DSC 12 01  
motor 5704392 --

**1.10818**

turbocharger

Turbolader

1

DSC 12 01 / 02 / 03 / 05

**1.10839**

turbocharger

Turbolader

1

DC 12 01 / 09

**1.10834**

turbocharger

Turbolader

1

DSC 12 05  
DC 12 01 / 09 (CR / T)  
DC 12 02

**1.10840**

turbocharger

Turbolader

1

DT 12 02 / 08

**1.10821**

turbocharger

Turbolader

1

DSC 14 13

**1.10822**

turbocharger

Turbolader

1

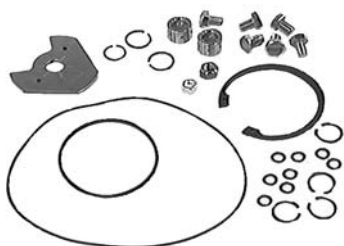
DSC 14 15

**1.34015**

repair kit  
for  
1.10815  
1.10817  
(Holset)

Reparatursatz  
für  
1.10815  
1.10817  
(Holset)

1



# ENGINE - turbocharger

MOTOR - Turbolader

**01 N - 02**

GROUP

PAGE



DT-No.

Reference-No.

Description

Beschreibung

PU

Notes / Bemerkungen

Pic-No.



1.34016

repair kit  
for  
1.10821

Reparatursatz  
für  
1.10821

1



1.31091

repair kit

Reparatursatz

1

DSC 9, DC 9  
DSC 12, DC 12, DT 12



1.31092

repair kit

Reparatursatz

1

DSC 11



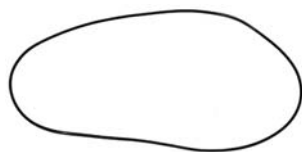
1.31140

repair kit

Reparatursatz

1

DSC 14



1.10712

o-ring

O-ring

10

DSC 12, DC 12



1.10285

hose  
old version

Schlauch  
alte Ausführung

1

DSC 9, DC 9

# ENGINE - turbocharger





MOTOR - Turbolader

**01 N - 03**

GROUP

PAGE



|   | DT-No.  | Reference-No. | Description                | Beschreibung                       | PU | Notes / Bemerkungen                          | Pic-No. |
|---|---------|---------------|----------------------------|------------------------------------|----|--|---------|
|    | 1.10855 |               | hose<br><u>new version</u> | Schlauch<br><u>neue Ausführung</u> | 1  | DSC 9, DC 9<br>DC 11<br>DSC 12, DC 12, DT 12 |         |
|    | 1.10853 |               | pipe                       | Rohr                               | 1  | DC 11<br>DSC 12, DC 12, DT 12                |         |
|  | 1.10854 |               | pipe                       | Rohr                               | 1  | DC 11<br>DSC 12, DC 12, DT 12                |         |
|  | 1.24127 |               | gasket                     | Dichtung                           | 10 | DC 11<br>DSC 12, DC 12, DT 12                |         |

# ENGINE - inlet manifold










MOTOR - Einlassrohr

**01 0 - 01**

GROUP

PAGE



|   | DT-No.  | Reference-No. | Description                                    | Beschreibung                                      | PU | Notes / Bemerkungen           | Pic-No. |
|---|---------|---------------|--|---|----|-------------------------------|---------|
|    | 1.24135 |               | gasket<br>inlet manifold                       | Dichtung<br>Einlassrohr                           | 1  | DSC 9, DC 9                   |         |
|    | 1.24056 |               | gasket<br>inlet manifold<br><u>old version</u> | Dichtung<br>Einlassrohr<br><u>alte Ausführung</u> | 10 | DSC 9, DC 9                   |         |
|    | 1.11236 |               | clamp<br>inlet manifold                        | Schelle<br>Einlassrohr                            | 1  | DSC 9, DC 9                   |         |
|  | 1.10560 |               | gasket   | Dichtung  | 10 | DSC 11                        |         |
|  | 1.10561 |               | gasket   | Dichtung  | 10 | DSC 11                        |         |
|  | 1.24040 |               | gasket   | Dichtung  | 10 | DSC 11<br>DSC 12 01 / 02      |         |
|  | 1.24038 |               | gasket   | Dichtung  | 10 | DC 11<br>DSC 12, DC 12, DT 12 |         |
|  | 1.24039 |               | gasket<br><u>old version</u>                   | Dichtung<br><u>alte Ausführung</u>                | 10 | DC 11<br>DSC 12, DC 12, DT 12 |         |
|  | 1.24256 |               | gasket   | Dichtung  | 10 | DC 11                         |         |

# ENGINE - inlet manifold









MOTOR - Einlassrohr

**01 0 - 02**

GROUP

PAGE



|   | DT-No.  | Reference-No. | Description                  | Beschreibung                       | PU | Notes / Bemerkungen                     | Pic-No. |
|---|---------|---------------|------------------------------|------------------------------------|----|---|---------|
|                | 1.24027 |               | gasket                       | Dichtung                           | 10 | DSC 14                                  |         |
|                | 1.24133 |               | gasket<br><u>new version</u> | Dichtung<br><u>neue Ausführung</u> | 1  | DSC 12, DC 12, DT 12<br>DC 16           |         |
|                | 1.24303 |               | o-ring                       | O-Ring                             | 10 | DSC 9, DC 9                             |         |
|              | 1.10185 |               | o-ring<br>89,5 x 3           | O-Ring<br>89,5 x 3                 | 10 | DSC 14                                  |         |
|              | 1.24304 |               | o-ring<br>for plug           | O-Ring<br>für Stopfen              | 10 | DC 11<br>DSC 12, DC 12, DT 12<br>DSC 14 |         |
|              | 1.11044 |               | hose                         | Schlauch                           | 1  | DSC 14                                  |         |
| <b>A</b><br> | 1.11262 |               | temperature<br>sensor        | Temperaturgeber                    | 1  | DSC 9, DC 9                             | A       |
|              | 1.11263 |               | temperature<br>sensor        | Temperaturgeber                    | 1  | DC 11                                   | -       |

# ENGINE - inlet manifold






MOTOR - Einlassrohr

**01 0 - 03**

GROUP

PAGE



|   | DT-No.  | Reference-No. | Description            | Beschreibung        | PU | Notes / Bemerkungen                               | Pic-No. |
|---|---------|---------------|------------------------|---------------------|----|---|---------|
|    | 1.11261 |               | temperature sensor     | Temperaturgeber     | 1  | DSC 12 01 / 02                                    |         |
|    | 1.11272 |               | air temperature sensor | Lufttemperaturgeber | 1  | DSC 12 01 / 02                                    |         |
|   | 1.11260 |               | air pressure sensor    | Luftdruckgeber      | 1  | DSC 12 01<br>motor 3139168 --<br>motor 6108826 -- |         |
|  | 1.11264 |               | air pressure sensor    | Luftdruckgeber      | 1  | DSC 12 03 / 05<br>DC 12, DT 12                    |         |
|  | 1.11265 |               | air pressure sensor    | Luftdruckgeber      | 1  | DSC 14  |         |

# ENGINE - air inlet & air filter

MOTOR - Lufteinlass & Luftfilter

**01 P - 01**

GROUP

PAGE



|   | DT-No.  | Reference-No. | Description                                   | Beschreibung                                   | PU | Notes / Bemerkungen                                  | Pic-No. |
|---|---------|---------------|---|--|----|--|---------|
|    | 1.10281 |               | air filter<br>for air cleaner<br>Donaldson    | Luftfilter<br>für Luftreiniger<br>Donaldson    | 1  | DSC 9, DC 9<br>DSC 11, DC 11<br>DSC 12, DC 12, DT 12 |         |
|   | 1.10277 |               | air filter<br>for air cleaner<br>Knecht       | Luftfilter<br>für Luftreiniger<br>Knecht       | 1  | DSC 9, DC 9<br>DSC 11, DC 11<br>DSC 12, DC 12, DT 12 |         |
|  | 1.10271 |               | air filter cover<br>for air cleaner<br>Knecht | Luftfilterdeckel<br>für Luftreiniger<br>Knecht | 1  | DSC 9, DC 9<br>DSC 11, DC 11<br>DSC 12, DC 12, DT 12 |         |
|  | 1.10282 |               | air filter<br>for air cleaner<br>Donaldson    | Luftfilter<br>für Luftreiniger<br>Donaldson    | 1  | DSC 14<br>DC 16                                      |         |



# ENGINE - air inlet & air filter

MOTOR - Lufteinlass & Luftfilter

**01 P - 02**

GROUP

PAGE



**DT-No.**

Reference-No.

**Description**

Beschreibung

PU

**Notes / Bemerkungen**

Pic-No.



**1.10279**

air filter  
for air cleaner  
Knecht

Luftfilter  
für Luftreiniger  
Knecht

1

DSC 14  
DC 16



**1.10276**

valve  
for air filter

Ventil  
für Luftfilter

1



**1.10128**

seal ring  
for air intake pipe

Dichtring  
für Lufteinlassrohr

1

DC 11 (124)

# ENGINE - engine suspension

MOTOR - Motoraufhängung

**01 Q - 01**

GROUP

PAGE



DT-No.

Reference-No.

Description

Beschreibung

PU

Notes / Bemerkungen

Pic-No.

1.27361



vibration damper

Vibrationsdämpfer

1

DSC 9, DC 9  
DSC 11, DC 11  
DSC 12, DC 12, DT 12

1.27362






vibration damper

Vibrationsdämpfer

1

DSC 14  
DC 16



| DT-No.  | Reference-No. | Description   | Beschreibung   | PU | Notes / Bemerkungen                           | Pic-No. |
|---|---------------|---|--|----|---|---------|
| 1.34080   |               | gasket kit<br>cylinder head<br><br><u>old version</u> | Dichsatz<br>Zylinderkopf<br><br><u>alte Ausführung</u> | 1  | DSC 9<br>-- motor 5130020<br>-- motor 4032264 | A       |
| 1.24086   |               | cylinder head<br>gasket                               | Zylinderkopf-<br>dichtung                              | 1  |   | a1      |
| <div data-bbox="121 523 162 569" style="border: 1px solid black; padding: 2px;">A</div>      |               |   |  |    |   |         |
| 1.34085   |               | gasket kit<br>cylinder head<br><br><u>new version</u> | Dichsatz<br>Zylinderkopf<br><br><u>neue Ausführung</u> | 1  | DSC 9<br>motor 5130021 --<br>motor 4032265 -- | B       |
| 1.24086   |               | cylinder head<br>gasket                               | Zylinderkopf-<br>dichtung                              | 1  |   | b1      |
| <div data-bbox="121 1090 162 1136" style="border: 1px solid black; padding: 2px;">B</div>  |               |   |  |    |   |         |
| 1.34086   |               | gasket kit<br>cylinder head                           | Dichsatz<br>Zylinderkopf                               | 1  | DC 9  | C       |
| 1.24086   |               | cylinder head<br>gasket                               | Zylinderkopf-<br>dichtung                              | 1  |   | c1      |
| <div data-bbox="121 1694 162 1740" style="border: 1px solid black; padding: 2px;">C</div>  |               |   |  |    |   |         |

# ENGINE - kits

MOTOR - Sätze

**01 Z - 02**

GROUP

PAGE



| DT-No.   | Reference-No. | Description                 | Beschreibung              | PU | Notes / Bemerkungen   | Pic-No. |
|--|---------------|-----------------------------|---------------------------|----|---|---------|
| 1.34081  |               | gasket kit<br>cylinder head | Dichsatz<br>Zylinderkopf  | 1  | DSC 11  | D       |
| 1.24059  |               | cylinder head<br>gasket     | Zylinderkopf-<br>dichtung | 1  |   | d1      |
| <div data-bbox="92 454 831 844" data-label="Image"> </div>   |               |                             |                           |    |   |         |
| 1.34082  |               | gasket kit<br>cylinder head | Dichsatz<br>Zylinderkopf  | 1  | DSC 12 01 / 02  | E       |
| 1.24050  |               | cylinder head<br>gasket     | Zylinderkopf-<br>dichtung | 1  |   | e1      |
| <div data-bbox="92 1088 831 1386" data-label="Image"> </div> |               |                             |                           |    |   |         |
| 1.34083  |               | gasket kit<br>cylinder head | Dichsatz<br>Zylinderkopf  | 1  | DC 11<br>DSC 12<br>-- motor 4447212<br>-- motor 1268565<br>-- motor 9059641 | F       |
| 1.24050  |               | cylinder head<br>gasket     | Zylinderkopf-<br>dichtung | 1  |   | f1      |
| <div data-bbox="92 1680 831 2048" data-label="Image"> </div> |               |                             |                           |    |   |         |

# ENGINE - kits

MOTOR - Sätze

**01 2 - 03**

GROUP

PAGE



|  | DT-No.  | Reference-No. | Description                 | Beschreibung              | PU | Notes / Bemerkungen   | Pic-No. |
|--|---------|---------------|-----------------------------|---------------------------|----|---|---------|
|  | 1.34084 |               | gasket kit<br>cylinder head | Dichtsatz<br>Zylinderkopf | 1  | DC 11<br>DSC 12 03 / 05, DC 12<br>motor 4447213 --<br>motor 1268566 --<br>motor 9059642 --<br>DC 16 | F       |
|  | 1.24051 |               | cylinder head<br>gasket     | Zylinderkopf-<br>dichtung | 1  |   | f1      |
| <div data-bbox="97 551 836 815" data-label="Image"> </div>   |         |               |                             |                           |    |   |         |
|  | 1.31000 |               | gasket kit<br>cylinder head | Dichtsatz<br>Zylinderkopf | 1  | DSC 14  | G       |
|  | 1.24060 |               | cylinder head<br>gasket     | Zylinderkopf-<br>dichtung | 1  |   | g1      |
| <div data-bbox="97 1021 836 1331" data-label="Image"> </div> |         |               |                             |                           |    |   |         |
|  | 1.34054 |               | filter kit<br>S             | Filtersatz<br>S           | 1  | 114 (DSC 11)  |         |
| <div data-bbox="97 1366 422 1676" data-label="Image"> </div> |         |               |                             |                           |    |   |         |
|  | 1.34052 |               | filter kit<br>S             | Filtersatz<br>S           | 1  | 94<br>114 (DC 11)<br>124<br>144   |         |
| <div data-bbox="97 1710 422 2135" data-label="Image"> </div> |         |               |                             |                           |    |   |         |

# ENGINE - kits

MOTOR - Sätze

**01 Z - 04**

GROUP

PAGE



DT-No.

Reference-No.

Description

Beschreibung

PU

Notes / Bemerkungen

Pic-No.

1.34058

filter kit  
M

Filtersatz  
M

1 94  
114 (DC 11)  
124  
144



1.34077

filter kit  
M  
with fuel filter  
6 bar

Filtersatz  
M  
mit Kraftstoff-  
filter 6 bar

1 94  
114 (DC 11)  
124  
144




1.34057

filter kit  
M  
  
with fuel filter  
6 bar  
  
with gearbox  
filters

Filtersatz  
M  
  
mit Kraftstoff-  
filter 6 bar  
  
mit Getriebefilter

1 94  
114 (DC 11)  
124  
124  
144



# ENGINE - kits

MOTOR - Sätze

**01 Z - 05**

GROUP PAGE



**DT-No.**

Reference-No.

**Description**

Beschreibung

PU

**Notes / Bemerkungen**

Pic-No.

**1.34055**

filter kit  
M  
with gearbox and  
coolant filter

Filtersatz  
M  
mit Getriebe- und  
Kühlwasserfilter

1 114



**1.34056**

filter kit  
M  
with gearbox,  
retarder  
coolant filter

Filtersatz  
M  
mit Getriebe-,  
Retarder- und  
Kühlwasserfilter

1 114



**1.34046**

filter kit  
L  
air dryer 9,3 bar

Filtersatz  
L  
Lufttrockner 9,3 b

1 94  
114  
124  
144



# ENGINE - kits

MOTOR - Sätze

**01 Z - 06**

GROUP

PAGE



DT-No.

Reference-No.

Description

Beschreibung

PU

Notes / Bemerkungen

Pic-No.

1.34071

filter kit  
L  
air dryer 12,2 bar

Filtersatz  
L  
Lufttrockner 12,2

1 94  
114



1.34079

filter kit  
L

Filtersatz  
L

1 164





# ENGINE - kits

MOTOR - Sätze

# 01 Z - 07

GROUP

PAGE



DT-No.

Reference-No.

Description

Beschreibung

PU

Notes / Bemerkungen


Pic-No.

1.34078

filter kit  
S

Filtersatz  
S

1 164



1.34045

filter kit  
L

Filtersatz  
L

1 124 (DT 12) - HPI



1.34044

filter kit  
M

Filtersatz  
M

1 124 (DT 12) - HPI



# ENGINE - kits

MOTOR - Sätze

**01 Z - 08**

GROUP

PAGE



**DT-No.**

Reference-No.

**Description**

Beschreibung

PU

**Notes / Bemerkungen**

Pic-No.

**1.34095**

general overhaul kit

Generalüberhol-satz

1

DSC 9, DC 9

-

**1.34096**

general overhaul kit

Generalüberhol-satz

1

DSC 11

-

**1.34097**

general overhaul kit

Generalüberhol-satz

1

DC 11  
DSC 12  
-- motor 4447212  
-- motor 1268565  
-- motor 9059641

-

**1.34099**

general overhaul kit

Generalüberhol-satz

1

DC 11  
DSC 12 03 / 05, DC 12  
motor 4447213 --  
motor 1268566 --  
motor 9059642 --

-

**1.34098**

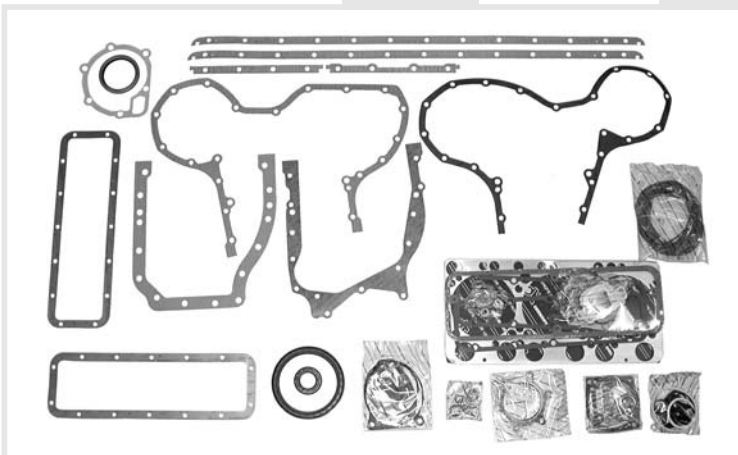
general overhaul kit

Generalüberhol-satz

1

DSC 14

-



# COOLING SYSTEM - radiator

KÜHLSYSTEM - Kühler

**02 A - 01**

GROUP

PAGE



**DT-No.**

Reference-No.

**Description**

Beschreibung

PU

**Notes / Bemerkungen**

Pic-No.

**1.11241**

radiator  
0,60 m2

Kühler  
0,60 m2

1 CP



**1.11240**

radiator  
0,81 m2

Kühler  
0,81 m2

1 CR / CT



**1.11708**

union  
for  
1.11241

Verschraubung  
für  
1.11241

10



**1.11705**

sealing strip  
for 1.11240

Dichtleiste  
für 1.11240

1



# COOLING SYSTEM - radiator




KÜHLSYSTEM - Kühler

**02 A - 02**

GROUP

PAGE



|  | DT-No.  | Reference-No. | Description                | Beschreibung                 | PU | Notes / Bemerkungen | Pic-No. |
|--|---------|---------------|----------------------------|------------------------------|----|---------------------|---------|
|             | 1.27350 |               | rubber buffer              | Gummipuffer                  | 1  |                     |         |
|             | 1.11361 |               | bracket left               | Halter links                 | 1  |                     |         |
|  | 1.11362 |               | bracket right              | Halter rechts                | 1  |                     |         |
|            | 1.11290 |               | expansion tank             | Ausdehnungsgefäß             | 1  |                     |         |
| <b>A</b>  | 1.11134 |               | cover for 1.11290          | Verschlussdeckel für 1.11290 | 1  |                     | A       |
|           | 1.11144 |               | gasket for 1.11134         | Dichtung für 1.11134         | 10 |                     | -       |
|           | 1.11145 |               | pressure valve for 1.11290 | Druckventil für 1.11290      | 1  |                     |         |
|           | 1.21605 |               | level valve for 1.11290    | Pegelschalter für 1.11290    | 1  |                     |         |
|           | 1.11285 |               | sealing strip for 1.11290  | Dichtleiste für 1.11290      | 1  |                     |         |

# COOLING SYSTEM - intercooler

KÜHLSYSTEM - Ladeluftkühler

**02 B - 01**

GROUP

PAGE



DT-No.

Reference-No.

Description

Beschreibung

PU

Notes / Bemerkungen


Pic-No.

1.11252

intercooler

Ladeluftkühler

1 CP



1.11250

intercooler

Ladeluftkühler

1 CR / CT



1.11249

insect protection  
for air charge  
cooler

Insektenschutz  
für Ladeluftkühler

1



1.11716

clamp  
for  
1.11252  
1.11250

Schelle  
für  
1.11252  
1.11250

1



# COOLING SYSTEM - intercooler

KÜHLSYSTEM - Ladeluftkühler

**02 B - 02**

GROUP

PAGE



|   | DT-No.  | Reference-No. | Description                       | Beschreibung                       | PU | Notes / Bemerkungen | Pic-No. |
|---|---------|---------------|-----------------------------------|------------------------------------|----|---------------------|---------|
|    | 1.11224 |               | o-ring<br>for 1.11716             | O-Ring<br>für 1.11716              | 10 |                     |         |
|    | 1.11557 |               | hose<br><u>old version</u>        | Schlauch<br><u>alte Ausführung</u> | 1  | CP                  |         |
|    | 1.11618 |               | hose<br><u>new version</u>        | Schlauch<br><u>neue Ausführung</u> | 1  | CP                  |         |
|   | 1.11237 |               | clamp<br>for 1.11557              | Schelle<br>für 1.11557             | 1  |                     |         |
|  | 1.11236 |               | clamp<br>flange pipe              | Schelle<br>Flanschrohr             | 1  |                     |         |
|  | 1.24303 |               | o-ring<br>79,5 x 3<br>for 1.11236 | O-Ring<br>79,5 x 3<br>für 1.11236  | 10 |                     |         |
|  | 1.11711 |               | clamp<br>at turbocharger          | Schelle<br>am Turbolader           | 1  |                     |         |
|  | 1.27412 |               | o-ring<br>64,5 x 3<br>for 1.11711 | O-Ring<br>64,5 x 3<br>für 1.11711  | 10 |                     |         |
|  | 1.11360 |               | bracket                           | Halter                             | 1  | 144                 |         |

The original numbers of the vehicle manufacturer may be used for comparison purposes only and must not be mentioned on invoices to vehicle owners.

# COOLING SYSTEM - fan

KÜHLSYSTEM - Lüfter

**02 C - 01**

GROUP

PAGE



**DT-No.**

Reference-No.

**Description**

Beschreibung

PU

**Notes / Bemerkungen**

Pic-No.

**1.11322**

thermo fan

Thermolüfter

1

PR 94  
PRT 114 (DSC)



**1.11323**

fan

Lüfter

1

PRT 114  
(DC 11 01 / 02 / 03 / 04)  
(DC 11 07)  
P 124


**1.11326**

fan

Lüfter

1

114 (DC 11 03 / 04)  
P 124 (DSC 12 05)




**1.11320**

fan

Lüfter

1

RT 124  
(DSC 12 01 / 02 / 05 / 06)  
-- motor 5719204  
-- motor 1232920  
-- motor 4381102  
-- motor 9026625  
RT 144



# COOLING SYSTEM - fan

KÜHLSYSTEM - Lüfter

**02 C - 02**

GROUP

PAGE



**DT-No.**

Reference-No.

**Description**

Beschreibung

PU

**Notes / Bemerkungen**

Pic-No.

**1.11324**

fan

Lüfter

1

RT 124  
(DSC 12 01 / 02 / 05 / 06)  
chassis 1232921 --  
chassis 4381103 --  
chassis 9026626 --



**1.11327**

fan

Lüfter

1

RT 124  
(DC 12, DT 12)  
164



**1.11325**

fan

Lüfter

1

P 124 (DSC 12 05)  
PR 124 (4x4, 6x6)

**1.11328**

fan  
electric

Lüfter  
elektrisch

1

164





# COOLING SYSTEM - fan






KÜHLSYSTEM - Lüfter

**02 C - 03**

GROUP

PAGE



|   | DT-No.  | Reference-No. | Description        | Beschreibung       | PU | Notes / Bemerkungen  | Pic-No. |
|---|---------|---------------|--------------------|--------------------|----|--|---------|
|    | 1.11303 |               | fan cover          | Lüfterabdeckung    | 1  | RT 124<br>RT 144   |         |
|   | 1.10630 |               | pulley             | Riemenscheibe      | 1  | PRT 114 (DSC)  |         |
|  | 1.11342 |               | pulley             | Riemenscheibe      | 1  | PRT 114 (DC)<br>RT 124<br>chassis 1232921 --<br>chassis 4381103 --<br>chassis 9026626 --   |         |
|  | 1.11343 |               | pulley             | Riemenscheibe      | 1  | P 124<br>RT 124<br>(DSC 12 01 / 02 / 05 / 06)<br>-- motor 5719204<br>-- motor 1232920<br>-- motor 4381102<br>-- motor 9026625<br>PR 124 (4x4, 6x6) |         |
|  | 1.24097 |               | o-ring<br>59,5 x 3 | O-Ring<br>59,5 x 3 | 10 | RT 144   |         |

# COOLING SYSTEM - fan

KÜHLSYSTEM - Lüfter

**02 C - 04**

GROUP

PAGE



**DT-No.**

Reference-No.

**Description**

Beschreibung

PU

**Notes / Bemerkungen**

Pic-No.



**1.11278**

bearing

Lager

1

RT 144



**1.11279**

bearing

Lager

1

164

**1.11304**

fan ring

Lüfterring

1

94  
114  
P 124



**1.11307**

fan ring




Lüfterring

1

RT 124  
144 (motor 5558744 --)





| DT-No.  | Reference-No. | Description                            | Beschreibung                           | PU | Notes / Bemerkungen                    | Pic-No. |
|---|---------------|--|--|----|--|---------|
| 1.11306   |               | rubber ring                            | Gummiring                              | 1  | 94<br>114<br>P 124<br>R 124 (4x4, 6x6) |         |
|    |               |  |  |    |  |         |
| 1.11298   |               | rubber ring<br><u>not for 4x4, 6x6</u> | Gummiring<br><u>nicht für 4x4, 6x6</u> | 1  | RT 124<br>144<br>164                   |         |
|   |               |  |  |    |  |         |
| 1.11313   |               | bracket                                | Halter                                 | 1  | 94<br>114<br>124<br>144                |         |
|  |               |  |  |    |  |         |

# COOLING SYSTEM - belt tensioner & v-belts

KÜHLSYSTEM - Riemenspanner & Keilriemen

**02 D - 01**

GROUP

PAGE



|   | DT-No.  | Reference-No. | Description  | Beschreibung                        | PU | Notes / Bemerkungen   | Pic-No. |
|---|---------|---------------|--|-------------------------------------|----|---|---------|
|    | 1.11105 |               | belt tensioner                                     | Riemenspanner                       | 1  | 114<br>124<br>144   |         |
|    | 1.11127 |               | belt tensioner                                     | Riemenspanner                       | 1  | 164   |         |
|   | 1.11126 |               | belt tensioner for fan                             | Riemenspanner für Lüfter            | 1  | 164   |         |
|  | 1.11180 |               | pulley   | Riemenscheibe                       | 1  | 94<br>motor 5137595 --  |         |
|  | 1.11129 |               | tension roller                                     | Spannrolle                          | 1  | 114 (DSC 11 74/75/79)<br>-- motor 6183513                     |         |
|  | 1.11104 |               | tension roller for trucks with air conditioning    | Spannrolle für LKW mit Klimaanlage  | 1  | 114<br>124<br>144<br>164                                      |         |
|  | 1.11107 |               | tension roller for trucks without air conditioning | Spannrolle für LKW ohne Klimaanlage | 1  | 124<br>motor 6183514 --<br>164                                |         |
|  | 1.11181 |               | tension roller                                     | Spannrolle                          | 1  | 114 (DC 11/12)<br>motor 6183514 --<br>124<br>motor 6183514 -- |         |

The original numbers of the vehicle manufacturer may be used for comparison purposes only and must not be mentioned on invoices to vehicle owners.

# COOLING SYSTEM - belt tensioner & v-belts

KÜHLSYSTEM - Riemenspanner & Keilriemen

**02 D - 02**

GROUP

PAGE



**DT-No.**    Reference-No.    **Description**    Beschreibung    PU    **Notes / Bemerkungen**

Pic-No.



|         |  |  |  |   |   |  |
|---------|--|--|--|---|---|--|
| 1.21199 |  | v-belt<br>length: 1700<br><u>for trucks without<br/>air conditioning</u> | Keilriemen<br>Länge: 1700<br>für LKW ohne<br>Klimaanlage | 1 | 94  |  |
| 1.21196 |  | v-belt<br>length: 1900<br><u>for trucks with AC</u>                      | V-belt<br>Länge: 1900<br>für LKW mit KA                  | 1 | 94  |  |
| 1.21218 |  | v-belt<br>length: 1585<br><u>for trucks without<br/>air conditioning</u> | Keilriemen<br>Länge: 1585<br>für LKW ohne<br>Klimaanlage | 1 | 114 (DSC)<br>-- motor 6183513   |  |
| 1.21217 |  | v-belt<br>length: 2163<br><u>for trucks with<br/>air conditioning</u>    | Keilriemen<br>Länge: 2163<br>für LKW mit<br>Klimaanlage  | 1 | 114 (DSC)<br>-- motor 6183513   |  |
| 1.21215 |  | v-belt<br>length: 1509<br><u>for trucks without<br/>air conditioning</u> | Keilriemen<br>Länge: 1509<br>für LKW ohne<br>Klimaanlage | 1 | 124<br>-- motor 5705224<br>114 (DC 11 01/02/03/04)<br>-- motor 6183513      |  |
| 1.21216 |  | v-belt<br>length: 2135<br><u>for trucks with<br/>air conditioning</u>    | Keilriemen<br>Länge: 2135<br>für LKW mit<br>Klimaanlage  | 1 | 124<br>-- motor 5705224   |  |
| 1.21197 |  | v-belt<br>length: 1988<br><u>for trucks with<br/>air conditioning</u>    | Keilriemen<br>Länge: 1988<br>für LKW mit<br>Klimaanlage  | 1 | 124<br>motor 5705225-6183513<br>114 (DC 11 01/02/03/04)<br>-- motor 6183513 |  |
| 1.21219 |  | v-belt<br>length: 1550<br><u>for trucks without<br/>air conditioning</u> | Keilriemen<br>Länge: 1550<br>für LKW ohne<br>Klimaanlage | 1 | 124<br>motor 5705225 - 6183513  |  |
| 1.21189 |  | v-belt<br><u>for trucks without<br/>air conditioning</u>                 | Keilriemen<br>für LKW ohne<br>Klimaanlage                | 1 | 114 (DC 11)<br>motor 6183514 --<br>124 motor 6183514 --                     |  |
| 1.21190 |  | v-belt<br><u>for trucks with<br/>air conditioning</u>                    | Keilriemen<br>für LKW mit<br>Klimaanlage                 | 1 | 114 (DC 11 12)<br>motor 6183514 --<br>124 motor 6183514 --                  |  |
| 1.21198 |  | v-belt<br><u>for trucks without<br/>air conditioning</u>                 | Keilriemen<br>für LKW ohne<br>Klimaanlage                | 1 | 144   |  |
| 1.21194 |  | v-belt<br><u>for trucks with<br/>air conditioning</u>                    | Keilriemen<br>für LKW mit<br>Klimaanlage                 | 1 | 144   |  |
| 1.21191 |  | v-belt<br><u>for trucks without<br/>air conditioning</u>                 | Keilriemen<br>für LKW ohne<br>Klimaanlage                | 1 | 164   |  |
| 1.21192 |  | v-belt<br><u>for trucks with<br/>air conditioning</u>                    | Keilriemen<br>für LKW mit<br>Klimaanlage                 | 1 | 164   |  |
| 1.21193 |  | v-belt<br>for fan  | Keilriemen<br>für Lüfter                                 | 1 | 164   |  |


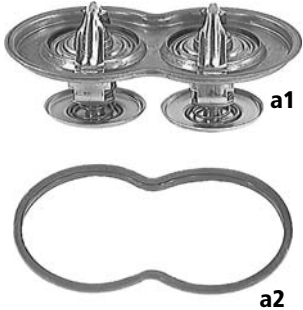



# COOLING SYSTEM - thermostat

KÜHLSYSTEM - Thermostat

**02 E - 01**

GROUP

PAGE

|                | DT-No.  | Reference-No. | Description         | Beschreibung        | PU | Notes / Bemerkungen  | Pic-No. |
|---|---------|---------------|---------------------|---------------------|----|--|---------|
| <b>A</b><br>   | 1.31132 |               | thermostat kit      | Thermostatsatz      | 1  | 94<br>114 (DSC)  | A       |
|   | 1.11206 |               | thermostat<br>80 °C | Thermostat<br>80 °C | 1  |  | a1      |
|   | 1.24111 |               | gasket              | Dichtung            | 1  |  | a2      |
| <b>B</b><br>  | 1.31134 |               | thermostat kit      | Thermostatsatz      | 1  | 114 (DC)<br>114 (DC) - Retarder<br>124<br>124 - Retarder<br>144 - Retarder<br>164 - Retarder | B       |
|   | 1.11205 |               | thermostat<br>83 °C | Thermostat<br>83 °C | 1  |  | b1      |
|   | 1.24114 |               | gasket              | Dichtung            | 10 |  | b2      |
|   | 1.24129 |               | gasket              | Dichtung            | 10 |  | b3      |
| <b>C</b><br> | 1.31136 |               | thermostat kit      | Thermostatsatz      | 1  | 114 (DC)<br>124  | C       |
|   | 1.11198 |               | thermostat<br>88 °C | Thermostat<br>88 °C | 1  |  | c1      |
|   | 1.24114 |               | gasket              | Dichtung            | 10 |  | c2      |
|   | 1.24129 |               | gasket              | Dichtung            | 10 |  | c3      |
|              | 1.11197 |               | thermostat<br>85 °C | Thermostat<br>85 °C | 1  | 114 - Retarder<br>124 - Retarder<br>144 - Retarder<br>164 - Retarder                         |         |
|   | 1.11199 |               | thermostat<br>75 °C | Thermostat<br>75 °C | 1  | Industry D 12  |         |

# COOLING SYSTEM - thermostat

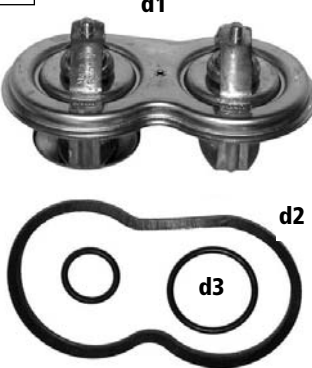





KÜHLSYSTEM - Thermostat

**02 E - 02**

GROUP

PAGE



|   | DT-No.         | Reference-No. | Description                       | Beschreibung                             | PU | Notes / Bemerkungen   | Pic-No. |
|---|----------------|---------------|-----------------------------------|--|----|---|---------|
| <b>D</b><br> | <b>1.31135</b> |               | thermostat kit                    | Thermostatsatz                           | 1  | 144   | D       |
|   | <b>1.11205</b> |               | thermostat<br>83 °C               | Thermostat<br>83 °C                      | 1  |   | d1      |
|   | <b>1.24114</b> |               | seal ring                         | Dichtring                                | 10 |   | d2      |
|   | <b>1.18213</b> |               | o-ring - 32,2 x 3                 | O-Ring - 32,2 x 3                        | 10 |   | d3      |
|              | <b>1.11216</b> |               | stud<br>for thermostat<br>housing | Stehbolzen<br>für Thermostat-<br>gehäuse | 10 | 94<br>114 (DSC)<br>114 - Retarder<br>124 - Retarder<br>144 - Retarder<br>164 - Retarder |         |
|            | <b>1.18242</b> |               | nut<br>for 1.11216                | Mutter<br>für 1.11216                    | 10 |   |         |
|            | <b>1.11208</b> |               | thermostat<br>housing             | Thermostat-<br>gehäuse                   | 1  | 114 (DC)<br>124   |         |
|            | <b>1.11209</b> |               | thermostat cover                  | Thermostatdeckel                         | 1  | 114 (DC)<br>124   |         |
|            | <b>1.11271</b> |               | temperature<br>sensor             | Temperaturgeber                          | 1  | 114 (DC)<br>124   |         |

# COOLING SYSTEM - thermostat

KÜHLSYSTEM - Thermostat

**02 E - 03**

GROUP

PAGE



**DT-No.**

Reference-No.

**Description**

Beschreibung

PU

**Notes / Bemerkungen**

Pic-No.

**1.11531**

hose

Schlauch

1 144



**1.11235**

clamp  
for 1.11531

Schelle  
für 1.11531

1





# COOLING SYSTEM - filter

KÜHLSYSTEM - Filter

**02 F - 01**

GROUP

PAGE



|   | DT-No.  | Reference-No. | Description                                    | Beschreibung                                   | PU | Notes / Bemerkungen       | Pic-No. |
|---|---------|---------------|--|--|----|---------------------------|---------|
|    | 1.11121 |               | bracket<br>coolant filter                      | Halter<br>Kühlwasserfilter                     | 1  | DSC 11                    |         |
|    | 1.11123 |               | bracket<br>coolant filter                      | Halter<br>Kühlwasserfilter                     | 1  | DC 11<br>DSC 12<br>DSC 14 |         |
|    | 1.11350 |               | cock   | Hahn   | 1  | DSC 9, DC 9               |         |
|  | 1.11120 |               | cock   | Hahn   | 1  | DSC 11                    |         |
|  | 1.11119 |               | cock   | Hahn   | 1  | DC 11<br>DSC 12<br>DSC 14 |         |
|  | 1.24058 |               | o-ring<br>for<br>1.11350<br>1.11120<br>1.11119 | O-Ring<br>für<br>1.11350<br>1.11120<br>1.11119 | 10 |                           |         |
|  | 1.24129 |               | washer   | Dichtring                                      | 10 | DSC 11                    |         |
|  | 1.24216 |               | gasket   | Dichtung                                       | 10 | DC 11<br>DSC 12<br>DSC 14 |         |

# COOLING SYSTEM - filter

KÜHLSYSTEM - Filter

**02 F - 02**

GROUP

PAGE



**DT-No.**

Reference-No.

**Description**

Beschreibung

PU

**Notes / Bemerkungen**

Pic-No.



**1.11122**

coolant filter

Kühlwasserfilter

1



**1.29103**

corrosion agent  
0,5 litre

Korrosionsschutz-  
mittel - 0,5 Liter

1

# COOLING SYSTEM - water pump

KÜHLSYSTEM - Wasserpumpe

**02 G - 01**

GROUP

PAGE



|              | DT-No.  | Reference-No. | Description            | Beschreibung              | PU | Notes / Bemerkungen | Pic-No. |
|--------------|---------|---------------|------------------------|---------------------------|----|---------------------|---------|
|              | 1.11117 |               | water pump             | Wasserpumpe               | 1  | 94                  |         |
| <b>A</b><br> | 1.31119 |               | repair kit for 1.11117 | Reparatursatz für 1.11117 | 1  |                     | A       |
|              | 1.11221 |               | gasket                 | Dichtung                  | 10 |                     | a1      |
|              | 1.11115 |               | water pump             | Wasserpumpe               | 1  | 114<br>124          |         |
| <b>B</b><br> | 1.31120 |               | repair kit for 1.11115 | Reparatursatz für 1.11115 | 1  | DSC 11              | B       |
|              | 1.24213 |               | gasket                 | Dichtung                  | 10 |                     | b1      |
|              | 1.24214 |               | gasket                 | Dichtung                  | 10 |                     | b2      |

# COOLING SYSTEM - water pump

KÜHLSYSTEM - Wasserpumpe

**02 G - 02**

GROUP

PAGE



|              | DT-No.  | Reference-No. | Description            | Beschreibung              | PU | Notes / Bemerkungen    | Pic-No. |
|--------------|---------|---------------|------------------------|---------------------------|----|------------------------|---------|
| <b>C</b><br> | 1.31121 |               | repair kit for 1.11115 | Reparatursatz für 1.11115 | 1  | DC 11 / DSC 12 / DC 12 | C       |
|              | 1.24213 |               | gasket                 | Dichtung                  | 10 |                        | c1      |
|              | 1.24215 |               | gasket                 | Dichtung                  | 10 |                        | c2      |
|              | 1.11116 |               | water pump             | Wasserpumpe               | 1  | 144                    |         |
|              |         |               |                        |                           |    |                        |         |
| <b>D</b><br> | 1.31122 |               | repair kit for 1.11116 | Reparatursatz für 1.11116 | 1  |                        | D       |
|              | 1.24213 |               | gasket                 | Dichtung                  | 10 |                        | d1      |
|              | 1.24218 |               | gasket                 | Dichtung                  | 10 |                        | d2      |
|              | 1.24219 |               | gasket                 | Dichtung                  | 10 |                        | d3      |
|              | 1.11118 |               | water pump             | Wasserpumpe               | 1  | 164                    |         |
|              |         |               |                        |                           |    |                        |         |

# COOLING SYSTEM - water pump

KÜHLSYSTEM - Wasserpumpe

**02 G - 03**

GROUP

PAGE



|  | DT-No.  | Reference-No. | Description                                | Beschreibung                                       | PU | Notes / Bemerkungen | Pic-No. |
|--|---------|---------------|--|--|----|---------------------|---------|
| <div data-bbox="100 303 138 344" style="border: 1px solid black; padding: 2px; display: inline-block;">E</div> | 1.31123 |               | repair kit for 1.11118                     | Reparatursatz für 1.11118                          | 1  |                     | E       |
|  | 1.24220 |               | gasket                                     | Dichtung   | 1  |                     | e1      |
|  | 1.24217 |               | gasket                                     | Dichtung   | 1  |                     | e2      |
|  | 1.24221 |               | gasket                                     | Dichtung   | 1  |                     | e3      |
|  | 1.11341 |               | pulley included in 1.11115 1.11116 1.11118 | Riemenscheibe enthalten in 1.11115 1.11116 1.11118 | 1  |                     |         |
|  | 1.11280 |               | bearing for all water pumps                | Lager für alle Wasserpumpen                        | 1  |                     |         |
|  | 1.11223 |               | slide ring seal for all water pumps        | Gleitringdichtung für alle Wasserpumpen            | 1  |                     |         |

# COOLING SYSTEM - hoses & pipes DSC/DC 9

KÜHLSYSTEM - Schläuche & Rohre DSC/DC 9

**02 H - 01**

GROUP

PAGE



|   | DT-No.  | Reference-No. | Description                             | Beschreibung                                 | PU | Notes / Bemerkungen | Pic-No. |
|---|---------|---------------|---|--|----|---------------------|---------|
|    | 1.11572 |               | hose radiator, upper                    | Schlauch Kühler, oben                        | 1  | CP                  |         |
|     | 1.11569 |               | hose radiator, upper <u>old version</u> | Schlauch Kühler, oben <u>alte Ausführung</u> | 1  | CR                  |         |
|  | 1.11614 |               | hose radiator, upper <u>new version</u> | Schlauch Kühler, oben <u>neue Ausführung</u> | 1  | CR                  |         |
|  | 1.11573 |               | hose thermostat                         | Schlauch Thermostat                          | 1  |                     |         |
|  | 1.11596 |               | hose                                    | Schlauch                                     | 1  |                     |         |
|  | 1.11575 |               | hose                                    | Schlauch                                     | 1  |                     |         |
|   | 1.11595 |               | hose radiator to thermostat             | Schlauch Kühler zum Thermostat               | 1  |                     |         |

# COOLING SYSTEM - hoses & pipes DSC/DC 9






KÜHLSYSTEM - Schläuche & Rohre DSC/DC 9

**02 H - 02**

GROUP

PAGE



|   | DT-No.  | Reference-No. | Description                     | Beschreibung                         | PU | Notes / Bemerkungen | Pic-No. |
|---|---------|---------------|---------------------------------|--------------------------------------|----|---------------------|---------|
|    | 1.11613 |               | hose                            | Schlauch                             | 1  |                     |         |
|     | 1.11577 |               | hose radiator, bottom           | Schlauch Kühler, unten               | 1  |                     |         |
|   | 1.11568 |               | hose dia: 1,25" by metre        | Schlauch Durchm.: 1,25" Meterware    | x  |                     |         |
|   | 1.11081 |               | hose dia: 3/8" by metre         | Schlauch Durchm.: 3/8" Meterware     | x  |                     |         |
|  | 1.11571 |               | hose expansion tank             | Schlauch Ausdehnungsgefäß            | 1  |                     |         |
|  | 1.11593 |               | hose radiator to expansion tank | Schlauch Kühler zum Ausdehnungsgefäß | 1  |                     |         |

# COOLING SYSTEM - hoses & pipes DSC/DC 9

KÜHLSYSTEM - Schläuche & Rohre DSC/DC 9

**02 H - 03**

GROUP

PAGE



DT-No.

Reference-No.

Description

Beschreibung

PU

Notes / Bemerkungen

Pic-No.

1.11597



hose  
expansion tank

Schlauch  
Ausdehnungs-  
gefäß

1

1.11598



hose  
expansion tank

Schlauch  
Ausdehnungs-  
gefäß

1

1.11234



clamp  
12

Schelle  
12

1

1.11238



clamp  
23

Schelle  
23

1

1.11239



clamp  
30

Schelle  
30

1

1.11235



clamp  
50

Schelle  
50

1

1.11351



valve  
for coolant pipe

Ventil  
für Kühlwasserrohr

1



# COOLING SYSTEM - hoses & pipes DSC 11

KÜHLSYSTEM - Schläuche & Rohre DSC 11

**02 I - 01**

GROUP

PAGE



|   | DT-No.  | Reference-No. | Description                             | Beschreibung                                 | PU | Notes / Bemerkungen | Pic-No. |
|---|---------|---------------|---|--|----|---------------------|---------|
|    | 1.11572 |               | hose radiator, upper                    | Schlauch Kühler, oben                        | 1  | CP                  |         |
|    | 1.11569 |               | hose radiator, upper <u>old version</u> | Schlauch Kühler, oben <u>alte Ausführung</u> | 1  | CR, CT              |         |
|  | 1.11614 |               | hose radiator, upper <u>new version</u> | Schlauch Kühler, oben <u>neue Ausführung</u> | 1  | CR, CT              |         |
|  | 1.11574 |               | hose                                    | Schlauch                                     | 1  |                     |         |
|  | 1.11575 |               | hose <u>for trucks with retarder</u>    | Schlauch <u>für LKW mit Retarder</u>         | 1  |                     |         |
|  | 1.11573 |               | hose <u>for trucks with retarder</u>    | Schlauch <u>für LKW mit Retarder</u>         | 1  | CP, CR              |         |
|  | 1.11576 |               | hose <u>old version</u>                 | Schlauch <u>alte Ausführung</u>              | 1  |                     |         |

# COOLING SYSTEM - hoses & pipes DSC 11


KÜHLSYSTEM - Schläuche & Rohre DSC 11

**02 I - 02**

GROUP

PAGE



|   | DT-No.  | Reference-No. | Description                           | Beschreibung                                   | PU | Notes / Bemerkungen | Pic-No. |
|---|---------|---------------|---------------------------------------|--|----|---------------------|---------|
|    | 1.11616 |               | hose<br><u>new version</u>            | Schlauch<br><u>neue Ausführung</u>             | 1  |                     |         |
|    | 1.11577 |               | hose<br>radiator, bottom              | Schlauch<br>Kühler, unten                      | 1  |                     |         |
|    | 1.11578 |               | hose                                  | Schlauch                                       | 1  |                     |         |
|  | 1.11579 |               | hose                                  | Schlauch                                       | 1  |                     |         |
|  | 1.18606 |               | hose<br>compressor                    | Schlauch<br>Kompressor                         | 1  |                     |         |
|  | 1.11568 |               | hose<br>dia: 1,25"<br><u>by metre</u> | Schlauch<br>Durchm.: 1,25"<br><u>Meterware</u> | x  |                     |         |
|   | 1.11081 |               | hose<br>dia: 3/8"<br><u>by metre</u>  | Schlauch<br>Durchm.: 3/8"<br><u>Meterware</u>  | x  |                     |         |
|  | 1.11580 |               | hose                                  | Schlauch                                       | 1  | CP                  |         |

# COOLING SYSTEM - hoses & pipes DSC 11








KÜHLSYSTEM - Schläuche & Rohre DSC 11

**02 I - 03**

GROUP

PAGE



|   | DT-No.  | Reference-No. | Description           | Beschreibung               | PU | Notes / Bemerkungen | Pic-No. |
|---|---------|---------------|-----------------------|----------------------------|----|---------------------|---------|
|    | 1.11570 |               | hose                  | Schlauch                   | 1  | CR                  |         |
|    | 1.11581 |               | hose                  | Schlauch                   | 1  | CP                  |         |
|   | 1.11571 |               | hose                  | Schlauch                   | 1  | CR                  |         |
|  | 1.11599 |               | hose                  | Schlauch                   | 1  | CR                  |         |
|  | 1.11598 |               | hose expansion tank   | Schlauch Ausdehnungsgefäß  | 1  | CP, CR              |         |
|  | 1.11234 |               | clamp 12              | Schelle 12                 | 1  |                     |         |
|   | 1.11238 |               | clamp 23              | Schelle 23                 | 1  |                     |         |
|   | 1.11239 |               | clamp 30              | Schelle 30                 | 1  |                     |         |
|   | 1.11235 |               | clamp 50              | Schelle 50                 | 1  |                     |         |
|  | 1.11706 |               | plug for coolant pipe | Stopfen für Kühlwasserrohr | 10 | CP, CR              |         |

# COOLING SYSTEM - hoses & pipes - DC 11

KÜHLSYSTEM - Schläuche & Rohre - DC 11

**02 J - 01**

GROUP

PAGE



|   | DT-No.  | Reference-No. | Description  | Beschreibung   | PU | Notes / Bemerkungen | Pic-No. |
|---|---------|---------------|--|--|----|---------------------|---------|
|     | 1.11587 |               | hose   | Schlauch   | 1  | CP                  |         |
|    | 1.11566 |               | hose   | Schlauch   | 1  | CR, CT              |         |
|   | 1.11572 |               | hose<br>for trucks with<br>retarder                | Schlauch<br>für LKW mit<br>Retarder                    | 1  | CP                  |         |
|  | 1.11569 |               | hose<br>for trucks with<br>retarder<br>old version | Schlauch<br>für LKW mit<br>Retarder<br>alte Ausführung | 1  | CR, CT              |         |
|  | 1.11614 |               | hose<br>for trucks with<br>retarder<br>new version | Schlauch<br>für LKW mit<br>Retarder<br>neue Ausführung | 1  | CR, CT              |         |
|  | 1.11577 |               | hose   | Schlauch   | 1  |                     |         |

# COOLING SYSTEM - hoses & pipes - DC 11









KÜHLSYSTEM - Schläuche & Rohre - DC 11

**02 J - 02**

GROUP

PAGE



| DT-No.  | Reference-No. | Description  | Beschreibung   | PU | Notes / Bemerkungen | Pic-No. |
|---|---------------|--|--|----|---------------------|---------|
| 1.11576   |               | hose<br>for trucks with<br>retarder<br>old version | Schlauch<br>für LKW mit<br>Retarder<br>alte Ausführung | 1  | CP, CR              |         |
|    |               |  |  |    |                     |         |
| 1.11616   |               | hose<br>for trucks with<br>retarder<br>new version | Schlauch<br>für LKW mit<br>Retarder<br>neue Ausführung | 1  | CP, CR              |         |
|    |               |  |  |    |                     |         |
| 1.11584   |               | hose   | Schlauch   | 1  |                     |         |
|  |               |  |  |    |                     |         |
| 1.11568   |               | hose<br>dia: 1,25"<br>by metre                     | Schlauch<br>Durchm.: 1,25"<br>Meterware                | x  |                     |         |
|  |               |  |  |    |                     |         |
| 1.11081   |               | hose<br>dia: 3/8"<br>by metre                      | Schlauch<br>Durchm.: 3/8"<br>Meterware                 | x  |                     |         |
|  |               |  |  |    |                     |         |
| 1.11571   |               | hose   | Schlauch   | 1  | CP, CR              |         |
|  |               |  |  |    |                     |         |
| 1.11593   |               | hose   | Schlauch   | 1  | CP, CR              |         |
|  |               |  |  |    |                     |         |
| 1.11598   |               | hose   | Schlauch   | 1  | CP, CR              |         |
|  |               |  |  |    |                     |         |

# COOLING SYSTEM - hoses & pipes - DC 11

KÜHLSYSTEM - Schläuche & Rohre - DC 11

**02 J - 03**

GROUP

PAGE



|   | DT-No.  | Reference-No. | Description              | Beschreibung                  | PU | Notes / Bemerkungen | Pic-No. |
|---|---------|---------------|--------------------------|-------------------------------|----|---------------------|---------|
|    | 1.11597 |               | hose                     | Schlauch                      | 1  | CP, CR              |         |
|    | 1.11234 |               | clamp<br>12              | Schelle<br>12                 | 1  |                     |         |
|   | 1.11238 |               | clamp<br>23              | Schelle<br>23                 | 1  |                     |         |
|   | 1.11239 |               | clamp<br>30              | Schelle<br>30                 | 1  |                     |         |
|   | 1.11235 |               | clamp<br>50              | Schelle<br>50                 | 1  |                     |         |
|  | 1.11351 |               | valve<br>for pipe        | Ventil<br>für Rohr            | 10 |                     |         |
|  | 1.11706 |               | plug<br>for coolant pipe | Stopfen<br>für Kühlmittelrohr | 10 |                     |         |

# COOLING SYSTEM - hoses & pipes DSC 12







KÜHLSYSTEM - Schläuche & Rohre DSC 12

**02 K - 01**

GROUP

PAGE



|   | DT-No.  | Reference-No. | Description  | Beschreibung   | PU | Notes / Bemerkungen | Pic-No. |
|---|---------|---------------|--|--|----|---------------------|---------|
|     | 1.11587 |               | hose   | Schlauch   | 1  | CP                  |         |
|    | 1.11566 |               | hose   | Schlauch   | 1  | CR, CT              |         |
|   | 1.11572 |               | hose<br>for trucks with<br>retarder                | Schlauch<br>für LKW mit<br>Retarder                    | 1  | CP                  |         |
|   | 1.11569 |               | hose<br>for trucks with<br>retarder<br>old version | Schlauch<br>für LKW mit<br>Retarder<br>alte Ausführung | 1  | CR / CT             |         |
|  | 1.11614 |               | hose<br>for trucks with<br>retarder<br>new version | Schlauch<br>für LKW mit<br>Retarder<br>neue Ausführung | 1  | CR / CT             |         |
|  | 1.11577 |               | hose   | Schlauch   | 1  |                     |         |

# COOLING SYSTEM - hoses & pipes DSC 12






KÜHLSYSTEM - Schläuche & Rohre DSC 12

**02 K - 02**

GROUP

PAGE



| DT-No.  | Reference-No. | Description  | Beschreibung   | PU | Notes / Bemerkungen             | Pic-No. |
|---|---------------|--|--|----|---------------------------------|---------|
| 1.11576   |               | hose<br>for trucks with<br>retarder<br>old version | Schlauch<br>für LKW mit<br>Retarder<br>alte Ausführung | 1  |                                 |         |
|    |               |  |  |    |                                 |         |
| 1.11616   |               | hose<br>for trucks with<br>retarder<br>new version | Schlauch<br>für LKW mit<br>Retarder<br>neue Ausführung | 1  |                                 |         |
|    |               |  |  |    |                                 |         |
| 1.11584   |               | hose   | Schlauch   | 1  |                                 |         |
|   |               |  |  |    |                                 |         |
| 1.11568   |               | hose<br>dia: 1,25"<br>by metre                     | Schlauch<br>Durchm.: 1,25"<br>Meterware                | x  |                                 |         |
| 1.11081   |               | hose<br>dia: 3/8"<br>by metre                      | Schlauch<br>Durchm.: 3/8"<br>Meterware                 | x  |                                 |         |
|  |               |  |  |    |                                 |         |
| 1.11581   |               | hose   | Schlauch   | 1  | CP / CR<br>(-- chassis 1213498) |         |
|  |               |  |  |    |                                 |         |
| 1.11571   |               | hose   | Schlauch   | 1  | CP / CR<br>(chassis 1213499 --) |         |
|  |               |  |  |    |                                 |         |



# COOLING SYSTEM - hoses & pipes DSC 12







KÜHLSYSTEM - Schläuche & Rohre DSC 12

**02 K - 03**

GROUP

PAGE



|   | DT-No.  | Reference-No. | Description              | Beschreibung                  | PU | Notes / Bemerkungen | Pic-No. |
|---|---------|---------------|--------------------------|-------------------------------|----|---------------------|---------|
|    | 1.11593 |               | hose                     | Schlauch                      | 1  | CP / CR             |         |
|    | 1.11598 |               | hose                     | Schlauch                      | 1  | CP / CR             |         |
|   | 1.11597 |               | hose                     | Schlauch                      | 1  | CP / CR             |         |
|  | 1.11234 |               | clamp<br>12              | Schelle<br>12                 | 1  |                     |         |
|   | 1.11238 |               | clamp<br>23              | Schelle<br>23                 | 1  |                     |         |
|   | 1.11239 |               | clamp<br>30              | Schelle<br>30                 | 1  |                     |         |
|   | 1.11235 |               | clamp<br>50              | Schelle<br>50                 | 1  |                     |         |
|  | 1.11351 |               | valve<br>for pipe        | Ventil<br>für Rohr            | 10 |                     |         |
|  | 1.11706 |               | plug<br>for coolant pipe | Stopfen<br>für Kühlmittelrohr | 10 |                     |         |

# COOLING SYSTEM - hoses & pipes DSC 14







KÜHLSYSTEM - Schläuche & Rohre DSC 14

**02 L - 01**

GROUP

PAGE



|   | DT-No.  | Reference-No. | Description  | Beschreibung   | PU | Notes / Bemerkungen | Pic-No. |
|---|---------|---------------|--|--|----|---------------------|---------|
|    | 1.11567 |               | hose   | Schlauch   | 1  |                     |         |
|    | 1.11569 |               | hose<br>for trucks with<br>retarder<br>old version | Schlauch<br>für LKW mit<br>Retarder<br>alte Ausführung | 1  | CR / CT             |         |
|   | 1.11614 |               | hose<br>for trucks with<br>retarder<br>new version | Schlauch<br>für LKW mit<br>Retarder<br>neue Ausführung | 1  | CR / CT             |         |
|  | 1.11577 |               | hose   | Schlauch   | 1  |                     |         |
|  | 1.11576 |               | hose<br>for trucks with<br>retarder                | Schlauch<br>für LKW mit<br>Retarder                    | 1  |                     |         |
|  | 1.11582 |               | hose   | Schlauch   | 1  |                     |         |

# COOLING SYSTEM - hoses & pipes DSC 14







KÜHLSYSTEM - Schläuche & Rohre DSC 14

**02 L - 02**

GROUP

PAGE



|   | DT-No.  | Reference-No. | Description                           | Beschreibung                                   | PU | Notes / Bemerkungen | Pic-No. |
|---|---------|---------------|---------------------------------------|--|----|---------------------|---------|
|    | 1.11568 |               | hose<br>dia: 1,25"<br><u>by metre</u> | Schlauch<br>Durchm.: 1,25"<br><u>Meterware</u> | x  |                     |         |
|   | 1.11081 |               | hose<br>dia: 3/8"<br><u>by metre</u>  | Schlauch<br>Durchm.: 3/8"<br><u>Meterware</u>  | x  |                     |         |
|    | 1.11581 |               | hose                                  | Schlauch                                       | 1  | -- chassis 1213498  |         |
|   | 1.11583 |               | hose                                  | Schlauch                                       | 1  | chassis 1213499 --  |         |
|  | 1.11593 |               | hose                                  | Schlauch                                       | 1  |                     |         |
|  | 1.11598 |               | hose                                  | Schlauch                                       | 1  |                     |         |
|  | 1.11597 |               | hose                                  | Schlauch                                       | 1  |                     |         |

# COOLING SYSTEM - hoses & pipes DSC 14

KÜHLSYSTEM - Schläuche & Rohre DSC 14

**02 L - 03**

GROUP

PAGE



|   | DT-No.  | Reference-No. | Description       | Beschreibung       | PU | Notes / Bemerkungen | Pic-No. |
|---|---------|---------------|-------------------|--------------------|----|---------------------|---------|
|    | 1.11586 |               | hose              | Schlauch           | 1  |                     |         |
|    | 1.11585 |               | hose              | Schlauch           | 1  |                     |         |
|  | 1.11234 |               | clamp<br>12       | Schelle<br>12      | 1  |                     |         |
|   | 1.11238 |               | clamp<br>23       | Schelle<br>23      | 1  |                     |         |
|   | 1.11239 |               | clamp<br>30       | Schelle<br>30      | 1  |                     |         |
|   | 1.11235 |               | clamp<br>50       | Schelle<br>50      | 1  |                     |         |
|  | 1.11351 |               | valve<br>for pipe | Ventil<br>für Rohr | 10 |                     |         |

# COOLING SYSTEM - hoses & pipes - DC 16





KÜHLSYSTEM - Schläuche & Rohre - DC 16

**02 M - 01**

GROUP

PAGE



|   | DT-No.  | Reference-No. | Description                            | Beschreibung                         | PU | Notes / Bemerkungen | Pic-No. |
|---|---------|---------------|--|--------------------------------------|----|---------------------|---------|
|    | 1.11614 |               | hose                                   | Schlauch                             | 1  |                     |         |
|    | 1.11615 |               | hose<br>for trucks without<br>retarder | Schlauch<br>für LKW ohne<br>Retarder | 1  |                     |         |
|  | 1.11616 |               | hose                                   | Schlauch                             | 1  |                     |         |
|  | 1.11577 |               | hose                                   | Schlauch                             | 1  |                     |         |
|  | 1.11617 |               | hose                                   | Schlauch                             | 1  |                     |         |
|  | 1.11571 |               | hose                                   | Schlauch                             | 1  |                     |         |

# COOLING SYSTEM - hoses & pipes - DC 16

KÜHLSYSTEM - Schläuche & Rohre - DC 16

**02 M - 02**

GROUP

PAGE



DT-No.

Reference-No.

Description

Beschreibung

PU

Notes / Bemerkungen


Pic-No.

1.11593

hose

Schlauch

1



1.11598

hose

Schlauch

1



1.11597

hose

Schlauch

1



1.11234

clamp  
12

Schelle  
12

1

1.11238

clamp  
23

Schelle  
23

1

1.11239

clamp  
30

Schelle  
30

1

1.11235

clamp  
50

Schelle  
50

1



# FUEL SYSTEM - injection pump







KRAFTSTOFFSYSTEM - Einspritzpumpe

**03 A - 01**

GROUP

PAGE



|   | DT-No.  | Reference-No. | Description                         | Beschreibung                        | PU | Notes / Bemerkungen | Pic-No. |
|---|---------|---------------|-------------------------------------|-------------------------------------|----|---------------------|---------|
|    | 1.12096 |               | solenoid valve                      | Magnetventil                        | 1  | DSC 9, DC 9         |         |
|     | 1.12095 |               | solenoid valve                      | Magnetventil                        | 1  | DSC 11<br>DSC 12    |         |
|   | 1.12264 |               | o-ring<br>for<br>1.12096<br>1.12095 | O-Ring<br>für<br>1.12096<br>1.12095 | 10 |                     |         |
|  | 1.12099 |               | feed pump                           | Förderpumpe                         | 1  | DSC 9, DC 9         |         |
|  | 1.12113 |               | feed pump                           | Förderpumpe                         | 1  | DSC 11<br>DSC 12 01 |         |
|  | 1.12106 |               | feed pump                           | Förderpumpe                         | 1  | DSC 14              |         |





# FUEL SYSTEM - injection pump

KRAFTSTOFFSYSTEM - Einspritzpumpe

**03 A - 02**

GROUP PAGE



|   | DT-No.  | Reference-No. | Description  | Beschreibung  | PU | Notes / Bemerkungen             | Pic-No. |
|---|---------|---------------|--|---|----|---------------------------------|---------|
|    | 2.05002 |               | hand pump  | Handpumpe   | 1  | DSC 9, DC 9<br>DSC 11<br>DSC 14 |         |
|    | 1.31200 |               | repair kit<br>for<br>1.12099<br>1.12113<br>1.12106 | Reparatursatz<br>für<br>1.12099<br>1.12113<br>1.12106 | 1  |                                 |         |
|   | 1.12111 |               | gasket<br>for<br>1.12099<br>1.12113<br>1.12106     | Dichtung<br>für<br>1.12099<br>1.12113<br>1.12106      | 10 |                                 |         |
|   | 1.31201 |               | repair kit<br>pre-filter                           | Reparatursatz<br>Vorfilter                            | 1  |                                 |         |
|  | 1.12097 |               | feed pump  | Förderpumpe   | 1  | DSC 12 03 / 05                  |         |
|  | 1.12098 |               | feed pump  | Förderpumpe   | 1  | DC 11<br>DC 12                  |         |



# FUEL SYSTEM - injection pump








KRAFTSTOFFSYSTEM - Einspritzpumpe

**03 A - 03**

GROUP

PAGE



|   | DT-No.  | Reference-No. | Description                                   | Beschreibung                                     | PU | Notes / Bemerkungen                   | Pic-No. |
|---|---------|---------------|---|--|----|---------------------------------------|---------|
|    | 2.05003 |               | hand pump                                     | Handpumpe  | 1  | DSC 12 03 / 05<br>DC 11 / 12<br>DC 16 |         |
|    | 1.27409 |               | o-ring<br>for<br>1.12097<br>1.12098           | O-Ring<br>für<br>1.12097<br>1.12098              | 10 |                                       |         |
|    | 1.12219 |               | overflow valve                                | Überströmventil                                  | 1  |                                       |         |
|   | 1.24312 |               | o-ring<br>injection pump<br>crankshaft        | O-Ring<br>Einspritzpumpen-<br>Kurbelwelle        | 10 | DSC 9, DC 9<br>DSC 11                 |         |
|  | 1.24309 |               | o-ring<br>178 x 3<br>injection pump<br>flange | O-Ring<br>178 x 3<br>Einspritzpumpen-<br>flansch | 1  | DSC 12                                |         |
|  | 4.90015 |               | repair kit<br>injection pump<br>RS31XX        | Reparatursatz<br>Einspritzpumpe<br>RS31XX        | 1  |                                       |         |
|  | 4.90017 |               | repair kit                                    | Reparatursatz<br>Fliehkraftregler                | 1  |                                       |         |

# FUEL SYSTEM - nozzle holder & nozzle

KRAFTSTOFFSYSTEM - Düsenhalter & Düse

**03 B - 01**

GROUP

PAGE



DT-No.

Reference-No.

Description

Beschreibung

PU

Notes / Bemerkungen

Pic-No.



|         |  |                     |                   |   |   |
|---------|--|---------------------|-------------------|---|---|
| 1.12249 |  | nozzle holder, cpl. | Düsenhalter, kpl. | 1 | DSC 9 11  |
| 1.12239 |  | nozzle holder, cpl. | Düsenhalter, kpl. | 1 | DSC 9 12<br>-- motor 5123774<br>-- motor 4026981      |
| 1.12238 |  | nozzle holder, cpl. | Düsenhalter, kpl. | 1 | DSC 9 12<br>motor 5123775 --<br>motor 4026982 --      |
| 1.12175 |  | nozzle holder, cpl. | Düsenhalter, kpl. | 1 | DSC 9 13 / 15<br>-- motor 5123774<br>-- motor 4027080 |
| 1.12237 |  | nozzle holder, cpl. | Düsenhalter, kpl. | 1 | DSC 9 13 / 15<br>motor 5123775 --<br>motor 4027081 -- |
| 1.12235 |  | nozzle holder, cpl. | Düsenhalter, kpl. | 1 | DC 9 01 / 02 (1 x)                                    |
| 1.12236 |  | nozzle holder, cpl. | Düsenhalter, kpl. | 1 | DC 9 01 / 02 (5 x)                                    |
| 1.12168 |  | nozzle holder, cpl. | Düsenhalter, kpl. | 1 | DSC 11 74 / 75<br>-- motor 4119161                    |
| 1.12234 |  | nozzle holder, cpl. | Düsenhalter, kpl. | 1 | DSC 11 74 / 75<br>motor 4119162 --                    |
| 1.12174 |  | nozzle holder, cpl. | Düsenhalter, kpl. | 1 | DSC 11 79   |
| 1.12173 |  | nozzle holder, cpl. | Düsenhalter, kpl. | 1 | DSC 12 01 / 02<br>-- motor 5707809                    |
| 1.12246 |  | nozzle holder, cpl. | Düsenhalter, kpl. | 1 | DSC 12 01 / 02<br>motor 5707810 --                    |
| 1.12177 |  | nozzle holder, cpl. | Düsenhalter, kpl. | 1 | DSC 14 13   |
| 1.12179 |  | nozzle holder, cpl. | Düsenhalter, kpl. | 1 | DSC 14 15<br>-- motor 5563229                         |
| 1.12178 |  | nozzle holder, cpl. | Düsenhalter, kpl. | 1 | DSC 14 15<br>-- motor 5563229                         |
| 1.12245 |  | nozzle holder, cpl. | Düsenhalter, kpl. | 1 | DSC 14 15<br>motor 5563230 --                         |



|         |  |        |      |   |                                    |
|---------|--|--------|------|---|------------------------------------|
| 1.12138 |  | nozzle | Düse | 1 | DSC 11 74 / 75<br>-- motor 4119161 |
| 1.12151 |  | nozzle | Düse | 1 | DSC 11 74 / 75<br>motor 4119162 -- |
| 1.12150 |  | nozzle | Düse | 1 | DSC 11 79                          |
| 1.12152 |  | nozzle | Düse | 1 | DSC 12 01 / 02                     |
| 1.12153 |  | nozzle | Düse | 1 | DSC 14 13                          |
| 1.12154 |  | nozzle | Düse | 1 | DSC 14 15                          |

# FUEL SYSTEM - nozzle holder & nozzle







KRAFTSTOFFSYSTEM - Düsenhalter & Düse

**03 B - 02**

GROUP

PAGE



|   | DT-No.  | Reference-No. | Description                      | Beschreibung                  | PU | Notes / Bemerkungen   | Pic-No. |
|---|---------|---------------|----------------------------------|-------------------------------|----|---|---------|
|   | 1.12247 |               | unit injector                    | Pump-Düse-Einheit             | 1  | DC 11 01 / 02<br>-- motor 6173205<br>DSC 12 03<br>DSC 12 05<br>-- motor 6173205                   |         |
|   | 1.12211 |               | unit injector                    | Pump-Düse-Einheit             | 1  | DC 11 01 / 02<br>motor 6173206 --<br>DSC 12 05<br>motor 6173206 --                                |         |
|    | 1.12248 |               | unit injector                    | Pump-Düse-Einheit             | 1  | DC 12 01<br>-- motor 6173205<br>DC 16 01<br>-- motor 6173205                                      |         |
|   | 1.12212 |               | unit injector                    | Pump-Düse-Einheit             | 1  | DC 12 01<br>motor 6173206 --<br>DC 16 01<br>motor 6173206 --                                      |         |
|   | 1.12210 |               | unit injector                    | Pump-Düse-Einheit             | 1  | DC 11 03 / 04<br>-- motor 6173205<br>DC 12 02<br>-- motor 6173205<br>DC 16 02<br>-- motor 6173205 |         |
|   | 1.12213 |               | unit injector                    | Pump-Düse-Einheit             | 1  | DC 11 03 / 04<br>motor 6173206 --<br>DC 12 02<br>motor 6173206 --<br>DC 16 02<br>motor 6173206 -- |         |
|  | 1.24025 |               | copper ring<br>for nozzle holder | Kupferring<br>für Düsenhalter | 10 |   |         |
|  | 1.24026 |               | o-ring<br>for nozzle holder      | O-Ring<br>für Düsenhalter     | 10 | DSC 9<br>DSC 11   |         |
|  | 1.10179 |               | o-ring<br>18,1 x 1,6             | O-Ring<br>18,1 x 1,6          | 10 | DC 9<br>DSC 12 01 / 02  |         |
|  | 1.12260 |               | seal ring                        | Dichtring                     | 10 | DSC 14  |         |
|  | 1.31206 |               | o-ring-kit                       | O-Ring-Satz                   | 1  | DC 11<br>DC 12<br>DC 16   |         |

# FUEL SYSTEM - filter

KRAFTSTOFFSYSTEM - Filter

**03 C - 01**

GROUP

PAGE

|    | DT-No.  | Reference-No. | Description               | Beschreibung               | PU | Notes / Bemerkungen                               | Pic-No. |
|---|---------|---------------|---------------------------|----------------------------|----|---|---------|
|    | 1.12127 |               | filter head               | Filterkopf                 | 1  | DSC 9, DC 9<br>DSC 11, DC 11<br>DSC 12<br>DSC 14  |         |
|    | 1.12125 |               | filter<br><u>2 bar</u>    | Filter<br><u>2 bar</u>     | 1  | DSC 9, DC 9<br>DSC 11<br>DSC 12 01 / 02<br>DSC 14 |         |
|   | 1.12270 |               | filter<br><u>6 bar</u>    | Filter<br><u>6 bar</u>     | 1  | DC 11<br>DSC 12 03 / 05<br>DC 12                  |         |
|  | 1.12273 |               | filter                    | Filter                     | 1  | DT 12   |         |
|  | 1.12128 |               | filter<br>water separator | Filter<br>Wasserabscheider | 1  | DSC 9, DC 9<br>DSC 11, DC 11<br>DSC 12<br>DSC 14  |         |
|  | 1.12261 |               | washer<br>for filter head | Scheibe<br>für Filterkopf  | 10 |   |         |

# FUEL SYSTEM - filter





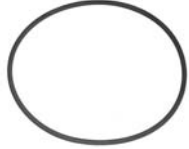

KRAFTSTOFFSYSTEM - Filter

**03 C - 02**

GROUP

PAGE



|   | DT-No.  | Reference-No. | Description  | Beschreibung  | PU | Notes / Bemerkungen | Pic-No. |
|---|---------|---------------|--|---|----|---------------------|---------|
|    | 1.12271 |               | fuel filter assy<br>water separator<br><u>without heater</u> | Kraftstofffilterein-<br>heit<br>Wasserabscheider<br><u>ohne Heizung</u> | 1  |                     |         |
|    | 1.12129 |               | filter<br>water separator                                    | Filter<br>Wasserabscheider  | 1  |                     |         |
|  | 1.12272 |               | filter element   | Filterelement   | 1  | DC 16               |         |
|  | 1.24313 |               | o-ring<br>for 1.12272  | O-Ring<br>für 1.12272   | 10 |                     |         |
|  | 1.10174 |               | o-ring<br>for 1.12272  | O-Ring<br>für 1.12272   | 10 |                     |         |
|  | 1.12119 |               | hollow screw<br>M 8 x 1                                      | Hohlschraube<br>M 8 x 1   | 10 |                     |         |

# FUEL SYSTEM - filter

KRAFTSTOFFSYSTEM - Filter

**03 C - 03**

GROUP

PAGE



**DT-No.**

Reference-No.

**Description**

Beschreibung

PU

**Notes / Bemerkungen**

Pic-No.



**1.12121**

hollow screw  
M 8 x 1

Hohlschraube  
M 8 x 1

10



**1.12262**

seal ring  
fuel line

Dichtring  
Kraftstoffleitung

10



**1.12263**

seal ring  
fuel line

Dichtring  
Kraftstoffleitung

10

# FUEL SYSTEM - tank

KRAFTSTOFFSYSTEM - Tank

**03 D - 01**

GROUP

PAGE



DT-No.

Reference-No.

Description

Beschreibung

PU

Notes / Bemerkungen

Pic-No.

1.12561

aluminium tank  
200 l

Aluminiumtank  
200 l

1

1.12562

aluminium tank  
300 l

Aluminiumtank  
300 l

1

1.12563

aluminium tank  
350 l

Aluminiumtank  
350 l

1

1.12564

aluminium tank  
500 l

Aluminiumtank  
500 l

1

1.12565

aluminium tank  
600 l

Aluminiumtank  
600 l

1



1.21274

fuel gauge sender  
for steel tank

Füllstandgeber  
für Stahltank

1

1.12558

fuel gauge sender  
for aluminium  
tank

Füllstandgeber  
für Aluminium-  
tank

1



1.12557

fuel gauge sender  
for wide tank

Füllstandgeber  
für breiten Tank

1



# FUEL SYSTEM - tank







KRAFTSTOFFSYSTEM - Tank

**03 D - 02**

GROUP

PAGE



|   | DT-No.  | Reference-No. | Description                      | Beschreibung                    | PU | Notes / Bemerkungen | Pic-No. |
|---|---------|---------------|----------------------------------|---------------------------------|----|---------------------|---------|
|    | 1.21275 |               | fuel gauge sender standard       | Füllstandgeber Standard         | 1  | DT 12 02 / 08       |         |
|   | 1.21276 |               | fuel gauge sender length: 750 mm | Füllstandgeber Länge: 750 mm    | 1  | DT 12 02 / 08       |         |
|   | 1.21277 |               | fuel gauge sender for wide tank  | Füllstandgeber für breiten Tank | 1  | DT 12 02 / 08       |         |
|   | 1.11037 |               | cover for steel tank             | Deckel für Stahltank            | 1  |                     |         |
|  | 1.12115 |               | o-ring for 1.11037               | O-Ring für 1.11037              | 10 |                     |         |
|  | 1.11138 |               | cover, left for steel tank       | Deckel, links für Stahltank     | 1  |                     |         |
|   | 1.11137 |               | cover, right for steel tank      | Deckel, rechts für Stahltank    | 1  |                     |         |
|  | 1.11139 |               | cover for aluminium tank         | Deckel für Aluminiumtank        | 1  | -- chassis 1242845  |         |
|  | 1.11132 |               | valve for aluminium tank         | Ventil für Aluminiumtank        | 1  | chassis 1242846 --  |         |



# FUEL SYSTEM - tank

KRAFTSTOFFSYSTEM - Tank

**03 D - 03**

GROUP

PAGE



|   | DT-No.  | Reference-No. | Description  | Beschreibung  | PU | Notes / Bemerkungen | Pic-No. |
|---|---------|---------------|--|---|----|---------------------|---------|
|    | 1.11146 |               | air vent valve                                       | Entlüfterschraube   | 1  |                     |         |
|    | 1.12391 |               | hose<br>at 1.11146                                   | Schlauch<br>an 1.11146  | 1  |                     |         |
|   | 1.11143 |               | tank cover<br>not lockable<br><br><u>new version</u> | Tankdeckel<br>nicht abschliessbar<br><br><u>neue Ausführung</u> | 1  |                     |         |
|  | 1.11135 |               | tank cover<br>not lockable<br><br><u>old version</u> | Tankdeckel<br>nicht abschliessbar<br><br><u>alte Ausführung</u> | 1  |                     |         |
|  | 1.11142 |               | tank cover<br>lockable<br><br><u>new version</u>     | Tankdeckel<br>abschliessbar<br><br><u>neue Ausführung</u>       | 1  |                     |         |
|  | 1.11136 |               | tank cover<br>lockable<br><br><u>old version</u>     | Tankdeckel<br>abschliessbar<br><br><u>alte Ausführung</u>       | 1  |                     |         |

# FUEL SYSTEM - tank

KRAFTSTOFFSYSTEM - Tank

**03 D - 04**

GROUP

PAGE



| DT-No.  | Reference-No. | Description                         | Beschreibung                          | PU | Notes / Bemerkungen | Pic-No. |
|---------|---------------|-------------------------------------|---------------------------------------|----|---------------------|---------|
| 1.27072 |               | strap length: 685 mm upper          | Tankband Länge: 685 mm oben           | 1  |                     |         |
| 1.27073 |               | strap length: 710 mm upper          | Tankband Länge: 710 mm oben           | 1  |                     |         |
|         |               |                                     |                                       |    |                     |         |
| 1.27074 |               | strap length: 554 mm standard lower | Tankband Länge: 554 mm Standard unten | 1  |                     |         |
| 1.27075 |               | strap length: 710 mm wide lower     | Tankband Länge 710 mm breit unten     | 1  |                     |         |
|         |               |                                     |                                       |    |                     |         |
| 1.27076 |               | strap upper                         | Tankband oben                         | 1  |                     |         |
|         |               |                                     |                                       |    |                     |         |
| 1.27077 |               | strap lower wide                    | Tankband unten breit                  | 1  |                     |         |
| 1.27078 |               | strap lower general                 | Tankband unten Standard               | 1  |                     |         |
|         |               |                                     |                                       |    |                     |         |

# FUEL SYSTEM - tank

KRAFTSTOFFSYSTEM - Tank

**03 D - 05**

GROUP

PAGE



DT-No.

Reference-No.

Description

Beschreibung

PU

Notes / Bemerkungen

Pic-No.

1.27079

rubber strap  
by metre

Gummitankband  
Meterware

x



1.12517

bolt

Bolzen

10



1.12518

bolt

Bolzen

10



1.12519

bolt

Bolzen

10



1.12509

bolt

Bolzen

10



1.12535

dust cover

Staubschutz

1



# EXHAUST SYSTEM - front

ABGASSYSTEM - vorne

**03 E - 01**

GROUP

PAGE



DT-No.

Reference-No.

Description

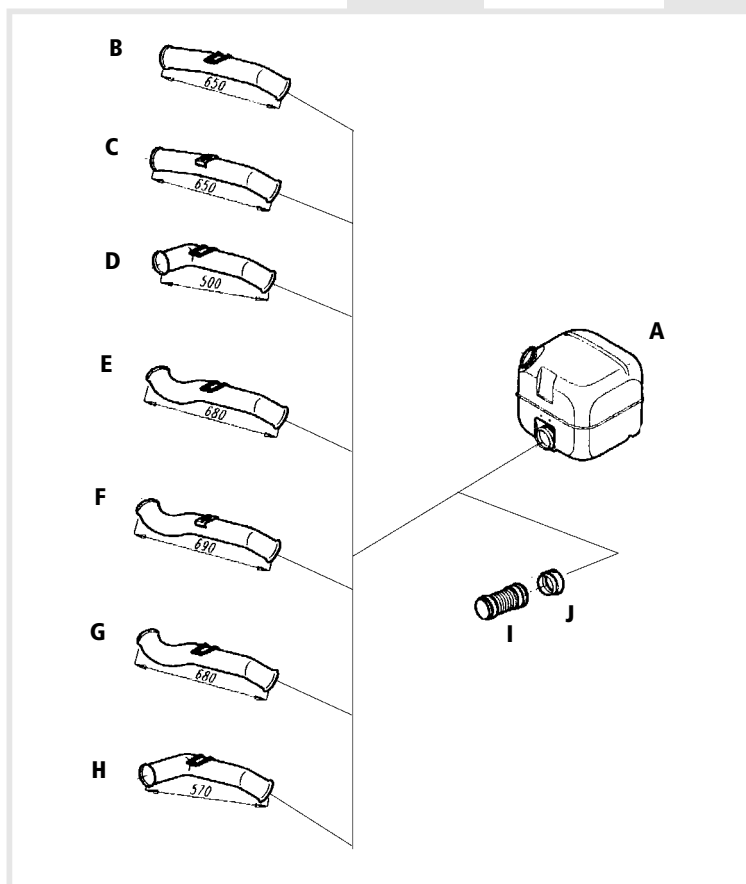
Beschreibung

PU

Notes / Bemerkungen

Pic-No.

|         |  |                    |                |   |  |   |
|---------|--|--------------------|----------------|---|--|---|
| 1.12342 |  | silencer           | Schalldämpfer  | 1 |  | A |
| 1.12323 |  | front pipe         | Frontrohr      | 1 | 94 (-- chassis 1240179)  | B |
| 1.12649 |  | front pipe         | Frontrohr      | 1 | 94 (chassis 1204180 --)  | C |
| 1.12636 |  | front pipe         | Frontrohr      | 1 | 114 (DSC-motor)  | D |
| 1.12328 |  | front pipe         | Frontrohr      | 1 | 114 (DC-motor)<br>-- chassis 1240179<br>-- chassis 4393484<br>-- chassis 9032531 | E |
| 1.12651 |  | front pipe         | Frontrohr      | 1 | 114 (DC-motor)<br>chassis 1240180 --<br>chassis 4393485 --<br>chassis 9032532 -- | F |
| 1.12328 |  | front pipe         | Frontrohr      | 1 | 124<br>-- chassis 1240179<br>-- chassis 4393484<br>-- chassis 9032531            | G |
| 1.12329 |  | front pipe         | Frontrohr      | 1 | 144  | H |
| 1.12320 |  | flexible pipe      | Flexibles Rohr | 1 |  | I |
| 1.12820 |  | flexible pipe      | Flexibles Rohr | 1 | 164  | I |
| 1.12322 |  | intermediate piece | Zwischenstück  | 1 |  | J |



# EXHAUST SYSTEM - front







ABGASSYSTEM - vorne

**03 E - 02**

GROUP

PAGE



|   | DT-No.  | Reference-No. | Description                    | Beschreibung                    | PU | Notes / Bemerkungen | Pic-No. |
|---|---------|---------------|--------------------------------|---------------------------------|----|---------------------|---------|
|    | 1.12378 |               | clamp                          | Schelle                         | 1  |                     |         |
|    | 1.12800 |               | clamp                          | Schelle                         | 1  | 164                 |         |
|    | 1.12810 |               | seal ring<br>for flexible pipe | Dichtring<br>für Flexibles Rohr | 1  |                     |         |
|  | 1.12374 |               | lock plate                     | Sicherungsblech                 | 2  |                     |         |
|  | 1.12666 |               | bracket<br>front pipe          | Halter<br>Frontrohr             | 1  |                     |         |
|  | 1.12575 |               | heat shield                    | Hitzeschild                     | 1  |                     |         |

# EXHAUST SYSTEM - rear

ABGASSYSTEM - hinten

**03 F - 01**

GROUP

PAGE



DT-No.

Reference-No.

Description

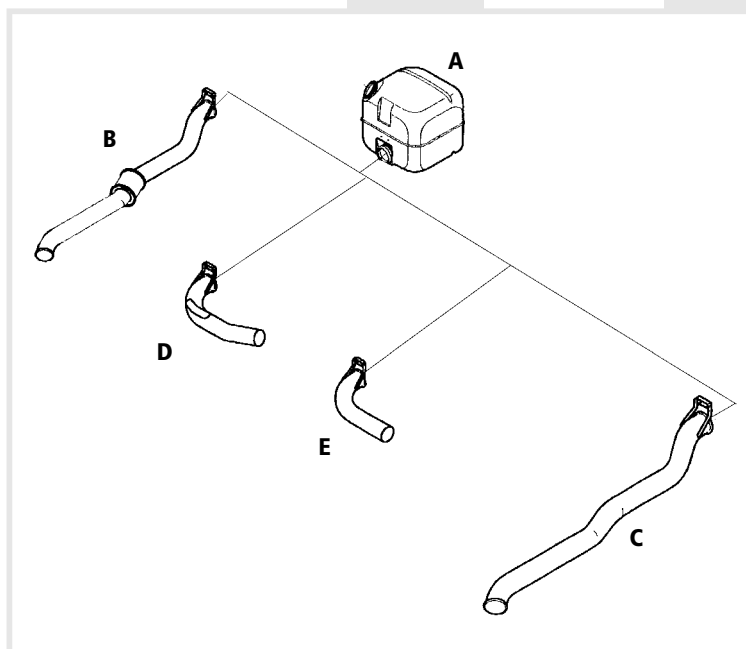
Beschreibung

PU

Notes / Bemerkungen

Pic-No.

|         |  |   |   |   |  |   |
|---------|--|---|---|---|--|---|
| 1.12342 |  | silencer  | Schalldämpfer   | 1 |  | A |
| 1.12369 |  | rear pipe   | Endrohr   | 1 | -- chassis 1235758<br>-- chassis 4385404<br>-- chassis 9028647 | B |
| 1.12652 |  | rear pipe<br>for trucks with<br>ADR                                     | Endrohr<br>für LKW mit ADR                                    | 1 | chassis 1235759 --<br>chassis 4385405 --<br>chassis 9028649 -- | B |
| 1.12370 |  | rear pipe   | Endrohr   | 1 | chassis 1235759 --<br>chassis 4385405 --<br>chassis 9028648 -- | C |
| 1.12654 |  | rear pipe<br>for trucks with<br>ejector pipe<br>chassis height:<br>N, H | Endrohr<br>für LKW mit<br>Ejektorrohr<br>Chassishöhe:<br>N, H | 1 | -- chassis 1253433<br>-- chassis 9045485                       | D |
| 1.12655 |  | rear pipe<br>for trucks with<br>ejector pipe<br>chassis height:<br>L, E | Endrohr<br>für LKW mit<br>Ejektorrohr<br>Chassishöhe:<br>L, E | 1 | -- chassis 1253433<br>-- chassis 9045485                       | D |
| 1.12656 |  | rear pipe<br>for trucks with<br>ejector pipe                            | Endrohr<br>für LKW mit<br>Ejektorrohr                         | 1 | -- chassis 1253433<br>-- chassis 9045485<br>8 x 2, 8 x 4       | D |
| 1.12592 |  | rear pipe<br>for trucks with<br>ejector pipe<br>wheel base:<br>-- 3500  | Endrohr<br>für LKW mit<br>Ejektorrohr<br>Radstand:<br>-- 3500 | 1 | chassis 1253434 --<br>chassis 9045486 --                       | D |



# EXHAUST SYSTEM - rear

ABGASSYSTEM - hinten

**03 F - 02**

GROUP

PAGE



DT-No.

Reference-No.

Description

Beschreibung

PU

Notes / Bemerkungen

Pic-No.

1.12593

rear pipe  
for trucks with  
ejector pipe  
wheel base:  
3550 --

Endrohr  
für LKW mit  
Ejektorrohr  
Radstand:  
3550 --

1

chassis 1253434 --  
chassis 9045486 --

D

1.12634

rear pipe

Endrohr

1

E

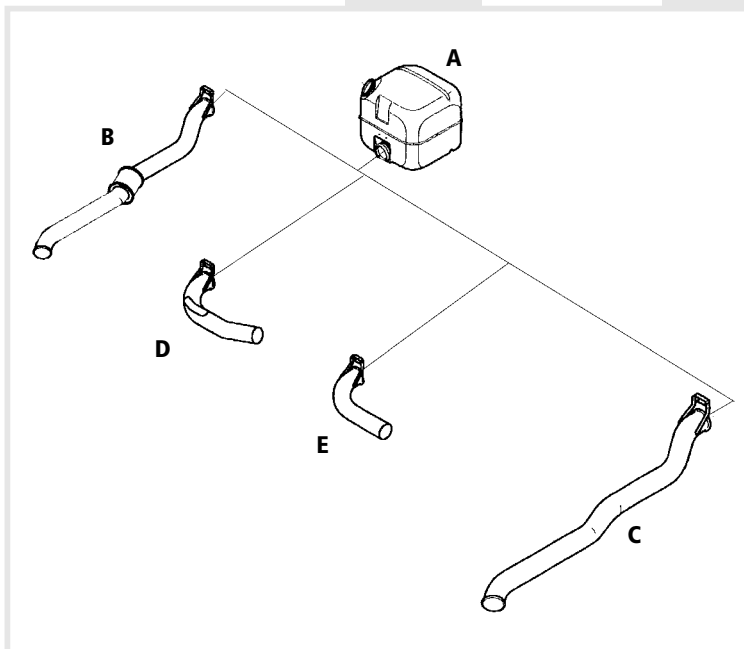
1.12594

rear pipe  
for truck with  
wheel base  
-- 3500

Endrohr  
für LKW mit  
Radstand  
-- 3500

1

-



1.12378

clamp

Schelle

1



1.12671

bracket  
for rear pipe  
1.12369

Halter  
für Endrohr  
1.12369

1



# EXHAUST SYSTEM - rear


ABGASSYSTEM - hinten

**03 F - 03**

GROUP

PAGE



|  | DT-No.  | Reference-No. | Description                                    | Beschreibung                                | PU | Notes / Bemerkungen | Pic-No. |
|--|---------|---------------|--|---|----|---------------------|---------|
|   | 1.12674 |               | bracket<br>for rear pipe<br>1.12652<br>1.12370 | Halter<br>für Endrohr<br>1.12652<br>1.12370 | 1  |                     |         |
|   | 1.12379 |               | clamp<br>for bracket<br>1.12671                | Schelle<br>für Halter<br>1.12671            | 1  |                     |         |
|  | 1.12801 |               | clamp<br>for bracket<br>1.12674                | Schelle<br>für Halter<br>1.12674            | 1  |                     |         |



# EXHAUST SYSTEM - vertical

ABGASSYSTEM - vertikal

**03 G - 01**

GROUP

PAGE



DT-No.

Reference-No.

Description

Beschreibung

PU

Notes / Bemerkungen

Pic-No.

1.12342

silencer

Schalldämpfer

1

A

1.12657

pipe  
for trucks without  
sleeper cabin

Rohr  
für LKW ohne  
Schlafkabine

1

-- chassis 1242206  
-- chassis 4397542  
-- chassis 9034865

B

1.12647

pipe

Rohr

1

B

1.12642

pipe  
for trucks without  
sleeper cabin

Rohr  
für LKW ohne  
Schlafkabine

1

C

1.12643

pipe  
for trucks with  
sleeper cabin

Rohr  
für LKW mit  
Schlafkabine

1

D

1.12646

pipe  
length: 900 mm

Rohr  
Länge: 900 mm

1

E

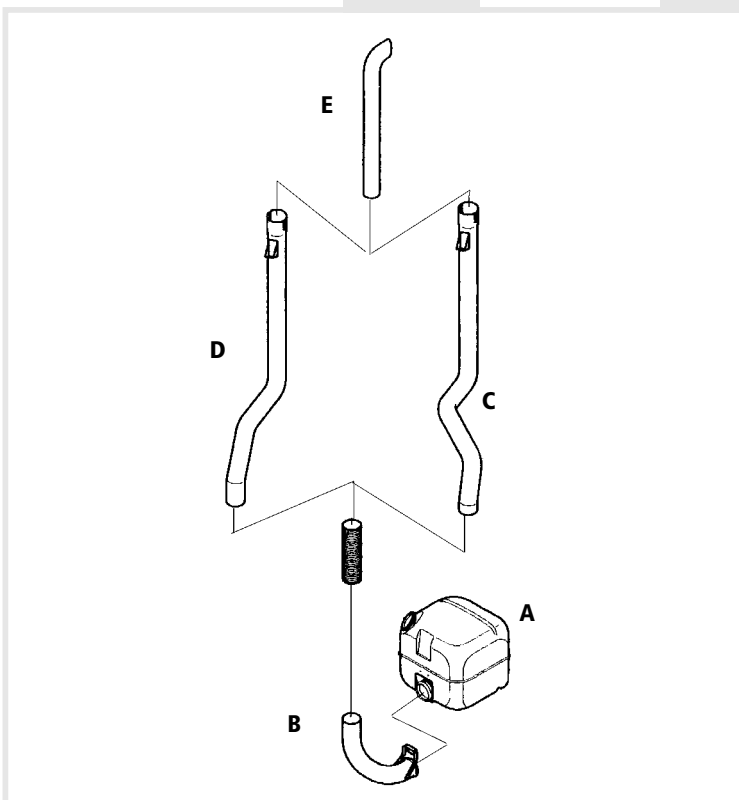
1.12645

pipe  
length: 570 mm

Rohr  
Länge: 570 mm

1

E



1.12378

clamp

Schelle

1



# CLUTCH - control

KUPPLUNG - Betätigung

**04 A - 01**

GROUP

PAGE



DT-No.

Reference-No.

Description

Beschreibung

PU

Notes / Bemerkungen

Pic-No.

1.13096

clutch servo

Kupplungsservo

1



1.13086

clutch servo  
Wabco

Kupplungsservo  
Wabco

1

CP  
chassis 1254424 --  
chassis 4420708 --  
chassis 9046543 --  
chassis 3513574 --



only for CP-cabin

nur für CP-Kabine

1.31318

repair kit  
without piston  
for  
1.13096

Reparaturset  
ohne Kolben  
für  
1.13096

1



1.31319

repair kit  
with piston  
for  
1.13096

Reparaturset  
mit Kolben  
für  
1.13096

1



# CLUTCH - control

KUPPLUNG - Betätigung

**04 A - 02**

GROUP

PAGE



|   | DT-No.  | Reference-No. | Description  | Beschreibung  | PU | Notes / Bemerkungen | Pic-No. |
|---|---------|---------------|--|---|----|---------------------|---------|
|    | 1.13008 |               | cylinder   | Zylinder  | 1  |                     |         |
|    | 1.31298 |               | repair kit for 1.13008                                 | Reparatursatz für 1.13008                                   | 1  |                     |         |
|   | 1.13323 |               | release cylinder                                       | Ausrückzylinder   | 1  |                     |         |
|  | 1.13134 |               | clamping ring  | Klemmring   | 1  |                     |         |
|  | 1.28108 |               | clutch hose length: 3160 mm<br><u>left-hand-drive</u>  | Kupplungsschlauch<br>Länge: 3160 mm<br><u>Linksverkehr</u>  | 1  | CP                  |         |
|   | 1.28106 |               | clutch hose length: 5320 mm<br><u>right-hand-drive</u> | Kupplungsschlauch<br>Länge: 5320 mm<br><u>Rechtsverkehr</u> | 1  | CP                  |         |
|  | 1.28109 |               | clutch hose length: 3360 mm<br><u>left-hand-drive</u>  | Kupplungsschlauch<br>Länge: 3360 mm<br><u>Linksverkehr</u>  | 1  | CR                  |         |
|   | 1.28107 |               | clutch hose length: 5520 mm<br><u>right-hand-drive</u> | Kupplungsschlauch<br>Länge: 5520 mm<br><u>Rechtsverkehr</u> | 1  | CR                  |         |

# CLUTCH - control



KUPPLUNG - Betätigung

**04 A - 03**

GROUP

PAGE



|   | DT-No.  | Reference-No. | Description            | Beschreibung             | PU | Notes / Bemerkungen | Pic-No. |
|---|---------|---------------|------------------------|--------------------------|----|---------------------|---------|
|    | 1.28110 |               | hose line              | Schlauchleitung          | 1  |                     |         |
|    | 1.13005 |               | pedal pad              | Pedalbelag               | 1  |                     |         |
|    | 1.20150 |               | bearing bushing        | Lagerbuchse              | 10 |                     |         |
|    | 1.18456 |               | cylindrical bolt       | Zylinderbolzen           | 10 |                     |         |
|  | 1.20094 |               | cotter pin             | Splint                   | 10 |                     |         |
|  | 1.13231 |               | spring                 | Feder                    | 1  |                     |         |
|  | 1.13081 |               | cover for container    | Deckel für Behälter      | 1  |                     |         |
|   | 1.13242 |               | switch clutch pedal    | Schalter Kupplungspedal  | 1  |                     |         |
|  | 1.21169 |               | switch EDC, Opticruise | Schalter EDC, Opticruise | 1  |                     |         |

The original numbers of the vehicle manufacturer may be used for comparison purposes only and must not be mentioned on invoices to vehicle owners.

# CLUTCH - housing

KUPPLUNG - Gehäuse

**04 B - 01**

GROUP

PAGE



|   | DT-No.  | Reference-No. | Description                       | Beschreibung                             | PU | Notes / Bemerkungen | Pic-No. |
|---|---------|---------------|-----------------------------------|--|----|---------------------|---------|
|    | 1.13155 |               | cover<br>clutch housing           | Deckel<br>Kupplungsgehäuse               | 1  |                     |         |
|    | 1.13157 |               | cover<br>clutch housing           | Deckel<br>Kupplungsgehäuse               | 1  |                     |         |
|    | 1.24257 |               | seal ring<br>clutch housing       | Dichtring<br>Kupplungsgehäuse            | 1  |                     |         |
|   | 1.31340 |               | repair kit<br>for clutch lever    | Reparatursatz<br>für Kupplungs-<br>hebel | 1  |                     |         |
|  | 1.13153 |               | bushing<br>included in<br>1.31340 | Buchse<br>enthalten in<br>1.31340        | 1  |                     |         |
|  | 1.13154 |               | bushing<br>included in<br>1.31340 | Buchse<br>enthalten in<br>1.31340        | 1  |                     |         |
|  | 1.13152 |               | shaft<br>included in<br>1.31340   | Welle<br>enthalten in<br>1.31340         | 1  |                     |         |

# CLUTCH - housing

KUPPLUNG - Gehäuse

**04 B - 02**

GROUP

PAGE



|   | DT-No.  | Reference-No. | Description                             | Beschreibung                          | PU | Notes / Bemerkungen   | Pic-No. |
|---|---------|---------------|---|---------------------------------------|----|---|---------|
|    | 1.14128 |               | o-ring<br>included in<br>1.31340        | O-Ring<br>enthalten in<br>1.31340     | 10 |   |         |
|    | 1.13064 |               | thrust roller<br>included in<br>1.31340 | Druckrolle<br>enthalten in<br>1.31340 | 1  |   |         |
|    | 9.39017 |               | lock ring<br>Ø 16<br>for 1.13064        | Sicherungsring<br>Ø 16<br>für 1.13064 | 10 |   |         |
|   | 1.27096 |               | boot                                    | Manschette                            | 1  |   |         |
|  | 1.13156 |               | plastic bracket                         | Kunststoffhalter                      | 10 | K 402-1, K 402-3<br>K 432-5, K 432-6<br>K 432-7, K 432-8, K 432-9 |         |
|  | 1.13142 |               | sleeve                                  | Hülse                                 | 1  | K 402-3<br>K 432-7 / 8 / 10 / 14                                  |         |
|  | 1.13069 |               | gear pump                               | Zahnradpumpe                          | 1  | K 432-5 / 6<br>K 432-3 / 9<br>K 422-9<br>K 442-1                  |         |
|  | 1.13068 |               | gasket<br>for 1.13069                   | Dichtung<br>für 1.13069               | 10 |   |         |

The original numbers of the vehicle manufacturer may be used for comparison purposes only and must not be mentioned on invoices to vehicle owners.

# CLUTCH - clutch cover, disc & bearing






KUPPLUNG - Kupplungsplatte, -scheibe & -lager

**04 C - 01**

GROUP

PAGE



|   | DT-No.  | Reference-No. | Description              | Beschreibung            | PU | Notes / Bemerkungen                         | Pic-No. |
|---|---------|---------------|--------------------------|-------------------------|----|---|---------|
|     | 1.13124 |               | clutch kit               | Kupplungssatz           | 1  | K 402-4                                     |         |
|   | 1.13125 |               | clutch kit               | Kupplungssatz           | 1  | K 432-15                                    |         |
|   | 1.13127 |               | clutch kit               | Kupplungssatz           | 1  | K 432-16                                    |         |
|   | 1.13125 |               | clutch cover             | Druckplatte             | 1  | K 402-4<br>K 432-13                         |         |
|   | 1.13122 |               | clutch cover             | Druckplatte             | 1  | K 402-5                                     |         |
|   | 1.13017 |               | clutch cover             | Druckplatte             | 1  | K 432-15, K 432-17                          |         |
|   | 1.13126 |               | clutch cover             | Druckplatte             | 1  | K 432-16                                    |         |
|   | 1.13302 |               | clutch disc              | Mitnehmerscheibe        | 1  | K 402-4, K 402-5                            |         |
|   | 1.13300 |               | clutch disc              | Mitnehmerscheibe        | 1  | K 432-13, K 432-15                          |         |
|   | 1.13303 |               | clutch disc              | Mitnehmerscheibe        | 1  | K 432-16, K 432-17                          |         |
|   | 1.13325 |               | release bearing          | Ausrücklager            | 1  | K 402-4<br>K 432-13                         |         |
|  | 1.13150 |               | mounting kit for 1.13325 | Montagesatz für 1.13325 | 1  |   |         |
|  | 1.13151 |               | mounting ring            | Montagering             | 1  | K 402-5<br>K 432-15<br>K 432-16<br>K 432-17 |         |

# GEARBOX - housing

GETRIEBE - Gehäuse

**05 A - 01**

GROUP

PAGE



DT-No.

Reference-No.

Description

Beschreibung

PU

Notes / Bemerkungen

Pic-No.



1.14421

oil filter

Ölfilter

1



1.27412

o-ring  
64,5 x 3  
filter bracket

O-Ring  
64,5 x 3  
Filterhalter

10

GR 890 /R  
GR/GRS 900 /R  
GRS 900 /R



1.27402

o-ring  
25,1 x 1,6  
filter bracket

O-Ring  
25,1 x 1,6  
Filterhalter

10

GR 890 /R  
GR/GRS 900 /R  
GRS 900 /R



1.13158

strainer

Sieb

1



1.14542

plug

Stopfen

10

GR 801 /R  
GR 890 /R  
GR/GRS 900 /R  
GRS 900 /R



1.14541

plug

Stopfen

10



1.27400

o-ring  
29,2 x 3  
for  
1.14542  
1.14541

O-Ring  
29,2 x 3  
für  
1.14542  
1.14541

10



# GEARBOX - housing

GETRIEBE - Gehäuse

**05 A - 02**

GROUP

PAGE



DT-No.

Reference-No.

Description

Beschreibung

PU

Notes / Bemerkungen

Pic-No.

1.14519



pressure limiting valve

Druckbegrenzungsventil

1

1.27401



o-ring  
21,3 x 2,4  
for 1.14519

O-Ring  
21,3 x 2,4  
für 1.14519

10

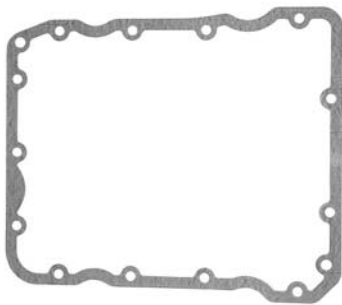
1.24423

gasket  
housing, upper

Dichtung  
Gehäuse, oben

1

GR 801 /R




1.24416

gasket

Dichtung

1

GR 890 /R  
GR/GRS 900 /R  
GRS 920 /R



1.14168

plug  
M 18 x 1,5

Stopfen  
M 18 x 1,5

10



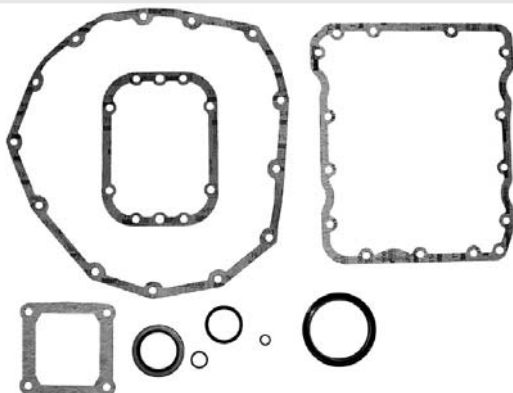
1.31420

gasket kit

Dichtungssatz

1

GR 801 /R  
GR 890 /R



# GEARBOX - housing

GETRIEBE - Gehäuse

**05 A - 03**

GROUP

PAGE



DT-No.

Reference-No.

Description

Beschreibung

PU

Notes / Bemerkungen

Pic-No.

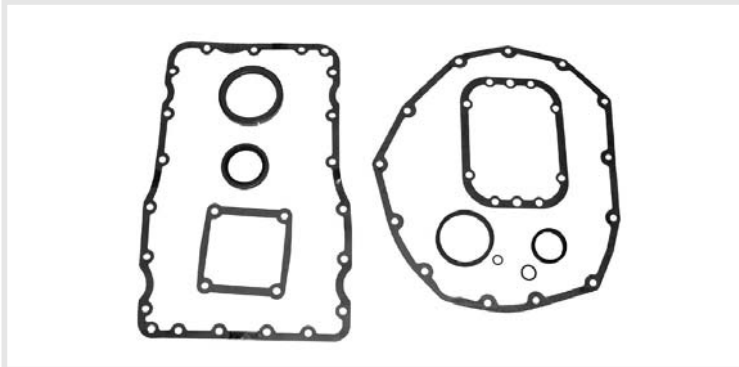
1.31419

gasket kit

Dichtsatz

1

GR 900 /R  
GRS 890 / 900 / 920 /R  
GRSH 900 /R



1.14510

gear pump  
gearbox

Zahnradpumpe  
Getriebe

1



# GEARBOX - shifting housing


GETRIEBE - Schaltgehäuse

**05 B - 01**

GROUP

PAGE



|  | DT-No.  | Reference-No. | Description            | Beschreibung          | PU | Notes / Bemerkungen                           | Pic-No. |
|--|---------|---------------|------------------------|-----------------------|----|---|---------|
|             | 1.14295 |               | shaft bearing bracket  | Welle Lagerbock       | 1  |   |         |
|             | 1.14296 |               | seal ring for 1.14295  | Dichtring für 1.14295 | 10 |   |         |
|             | 1.14292 |               | pressure spring cover  | Druckfeder Deckel     | 10 |   |         |
|             | 1.14293 |               | ball for 1.14292       | Kugel für 1.14292     | 10 |   |         |
|            | 1.14528 |               | cylinder housing       | Zylindergehäuse       | 1  | GRS 890 /R<br>GRS / GRSH 900 /R<br>GRS 920 /R |         |
|           | 1.14535 |               | piston for 1.14528     | Kolben für 1.14528    | 1  |   |         |
| <b>A</b>  | 1.31426 |               | gasket kit for 1.14528 | Dichtsatz für 1.14528 | 1  |   | A       |
|           | 1.24262 |               | seal ring              | Dichtring             | 10 |   | a1      |
|           | 1.31428 |               | gasket kit for 1.14528 | Dichtsatz für 1.14528 | 1  |   |         |

# GEARBOX - shifting housing





GETRIEBE - Schaltgehäuse

**05 B - 02**

GROUP

PAGE



|   | DT-No.  | Reference-No. | Description               | Beschreibung                 | PU | Notes / Bemerkungen                           | Pic-No. |
|---|---------|---------------|---------------------------|------------------------------|----|---|---------|
|    | 1.14521 |               | solenoid valve            | Magnetventil                 | 1  | GRS 890 /R<br>GRS / GRSH 900 /R<br>GRS 920 /R |         |
|    | 1.31431 |               | repair kit<br>for 1.14160 | Reparatursatz<br>für 1.14160 | 1  |   |         |
|   | 1.24420 |               | gasket<br>for 1.14521     | Dichtung<br>für 1.14521      | 10 |   |         |
|  | 1.14092 |               | switch                    | Schalter                     | 1  | GRS 890 /R<br>GRS / GRSH 900 /R<br>GRS 920 /R |         |

# GEARBOX - shafts & gears GR 801 /R

GETRIEBE - Wellen & Zahnräder GR 801 /R

**05 C - 01**

GROUP

PAGE



DT-No.

Reference-No.

Description

Beschreibung

PU

Notes / Bemerkungen

Pic-No.

1.14248

ring

Ring

1

A

1.14379

spacer ring

Abstandring

1

-- gb 6903895

B

1.14216

ball bearing

Kugellager

1

C

1.14001

sleeve

Hülse

10

D

1.14215

ball bearing

Kugellager

1

E

1.14501

nut

Mutter

1

F

1.14240

coupling cone

Kupplungskonus

1

G

1.14354

guide sleeve

Führungshülse

1

H

1.14245

lock cone

Sperrkonus

1

I

1.14265

shifting sleeve

Schaltheüse

1

J

1.14263

pressure spring

Druckfeder

10

K

1.14262

lock pin

Schliessstift

10

L

1.14264

bolt

Bolzen

10

M

1.14437

needle bearing

Nadellager

1

N

1.14448

lock ring

Sicherungsring

1

O

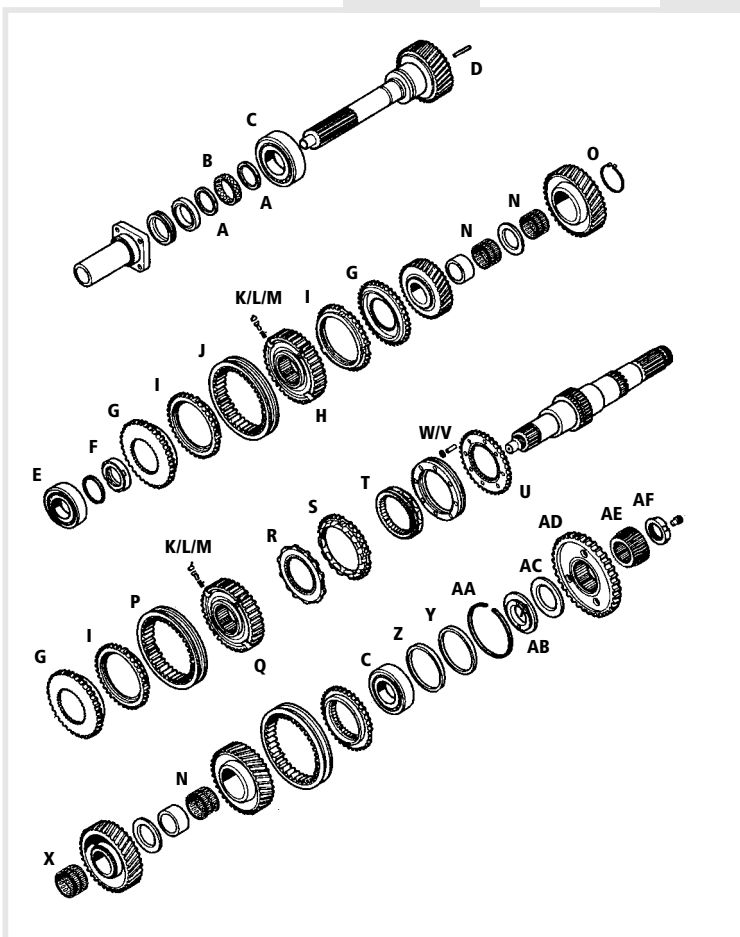
1.14351

sliding sleeve

Gleithülse

1

P



# GEARBOX - shafts & gears GR 801 /R

GETRIEBE - Wellen & Zahnräder GR 801 /R

**05 C - 02**

GROUP

PAGE



DT-No.

Reference-No.

Description

Beschreibung

PU

Notes / Bemerkungen

Pic-No.

1.14353

guide sleeve

Führungshülse

1

Q

1.14363

synchronizer cone

Synchronkonus

1

R

1.14283

driving plate

Antriebsplatte

1

S

1.14364

cone

Konus

1

T

1.14356

coupling disc

Kupplungsscheibe

1

U

1.14261

pin

Stift

10

V

1.14266

lock ring

Sicherungsring

10

W

1.14434

needle bearing

Nadellager

1

X

1.14490

shim - 0,25 mm

Scheibe - 0,25 mm

10

Y

1.14491

shim - 0,3 mm

Scheibe - 0,3 mm

10

Y

1.14492

shim - 0,4 mm

Scheibe - 0,4 mm

10

Y

1.14441

spacer ring

Abstandring

1

Z

1.14449

lock ring

Sicherungsring

1

AA

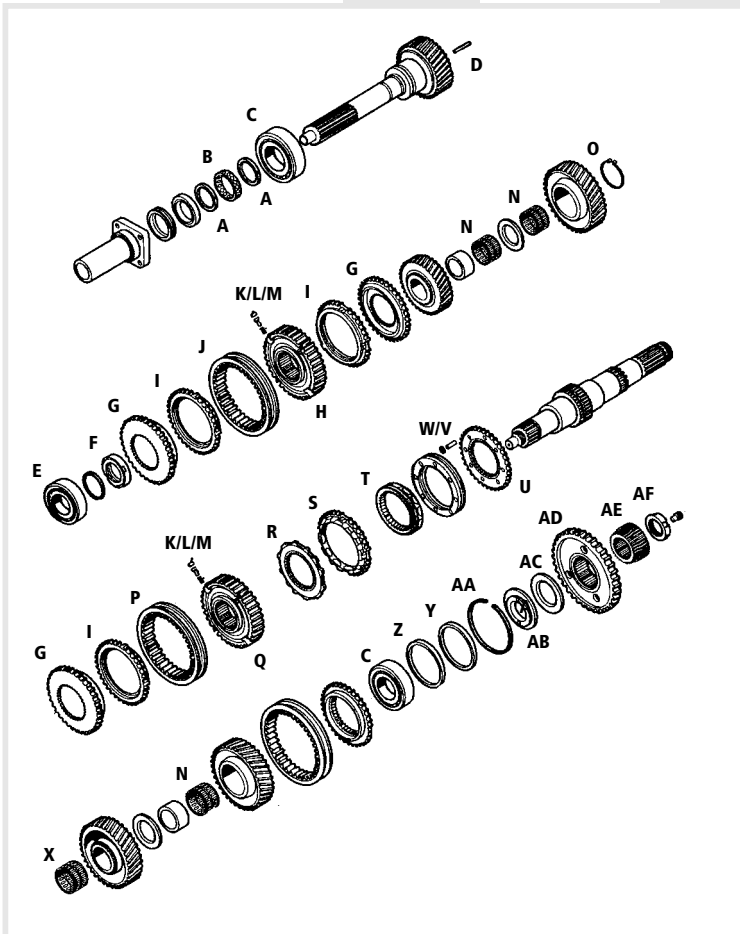
1.14439

distance ring

Distanzring

1

AB



# GEARBOX - shafts & gears GR 801 /R

GETRIEBE - Wellen & Zahnräder GR 801 /R

**05 C - 03**

GROUP

PAGE



DT-No.

Reference-No.

Description

Beschreibung

PU

Notes / Bemerkungen

Pic-No.

1.14493

shim - 0,25 mm

Scheibe - 0,25 mm 10

AC

1.14494

shim - 0,75 mm

Scheibe - 0,75 mm 10

AC

1.14495

shim - 1,00 mm

Scheibe - 1,00 mm 10

AC

1.14376

synchron. flange

Synchronflansch 1

AD

1.14750

sun gear

Sonnenrad 1 GR 801

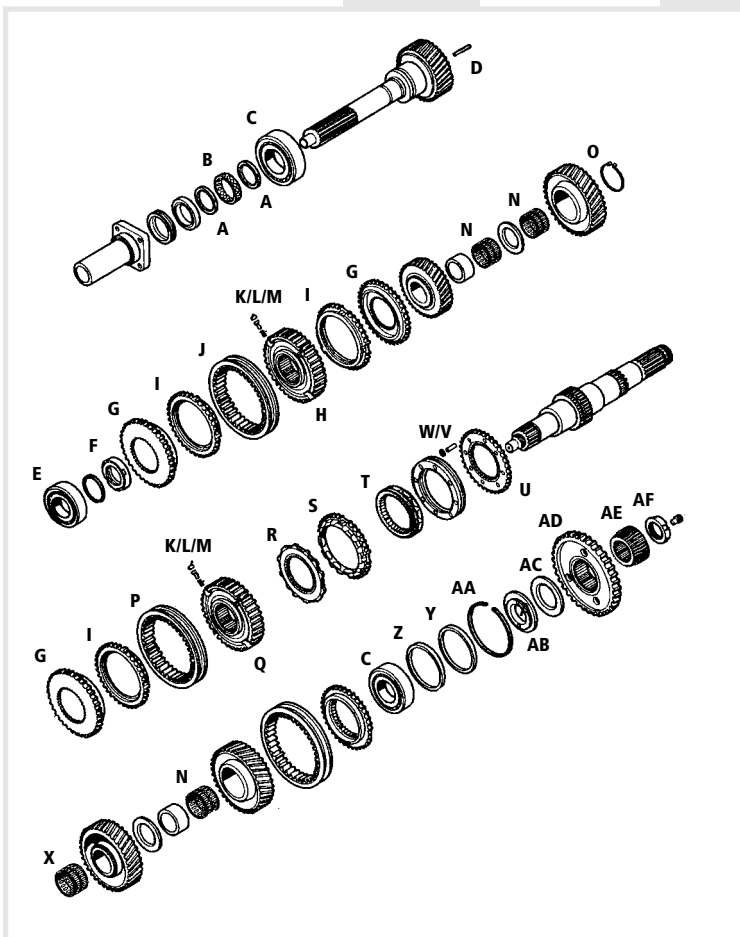
AE

1.14500

grooved nut

Nutmutter 1 GR 801

AF



# GEARBOX - shafts & gears GRS 890 /R; 900 /R


GETRIEBE - Wellen & Zahnräder GRS 890 /R; 900 /R

# 05 D - 01

GROUP PAGE



| DT-No.  | Reference-No. | Description     | Beschreibung   | PU | Notes / Bemerkungen | Pic-No. |
|---------|---------------|-----------------|----------------|----|---------------------|---------|
| 1.14248 |               | ring            | Ring           | 1  |                     | A       |
| 1.14379 |               | spacer ring     | Abstandring    | 1  | -- gb 6903895       | B       |
| 1.14216 |               | ball bearing    | Kugellager     | 1  |                     | C       |
| 1.14433 |               | needle bearing  | Nadellager     | 1  |                     | D       |
| 1.14276 |               | gear            | Zahnrad        | 1  |                     | E       |
| 1.14304 |               | drive shaft     | Antriebswelle  | 1  |                     | F       |
| 1.14001 |               | sleeve          | Hülse          | 10 |                     | G       |
| 1.14241 |               | coupling cone   | Kupplungskonus | 1  |                     | H       |
| 1.14245 |               | lock cone       | Sperrkonus     | 1  |                     | I       |
| 1.14353 |               | guide sleeve    | Führungshülse  | 1  |                     | J       |
| 1.14265 |               | coupling sleeve | Kupplungshülse | 1  |                     | K       |
| 1.14263 |               | pressure spring | Druckfeder     | 10 |                     | L       |
| 1.14262 |               | lock pin        | Schliessstift  | 10 |                     | M       |
| 1.14264 |               | bolt            | Bolzen         | 10 |                     | N       |
| 1.14215 |               | ball bearing    | Kugellager     | 1  |                     | O       |
| 1.14217 |               | inner ring      | Innenring      | 1  |                     | O       |
| 1.14208 |               | outer ring      | Aussenring     | 1  |                     | O       |



The original numbers of the vehicle manufacturer may be used for comparison purposes only and must not be mentioned on invoices to vehicle owners.



# GEARBOX - shafts & gears GRS 890 /R; 900 /R

GETRIEBE - Wellen & Zahnräder GRS 890 /R; 900 /R

# 05 D - 02

GROUP PAGE



DT-No.

Reference-No.

Description

Beschreibung

PU

Notes / Bemerkungen

Pic-No.

1.14501

nut

Mutter

1

P

1.14209

roller bearing

Rollenlager

1

Q

1.14499

distance ring 9,5

Distanzring 9,5

1

R

1.14496

shim - 0,3 mm

Scheibe 0,3 mm

10

S

1.14497

shim - 0,4 mm

Scheibe 0,4 mm

10

S

1.14498

shim - 0,5 mm

Scheibe 0,5 mm

10

S

1.14766

gear

Zahnrad

1

T

1.14717

follower

Mitnehmer

1

U

1.14240

coupling cone

Kupplungskonus

1

V

1.14367

gear

Zahnrad

1

W

1.14434

needle bearing

Nadellager

1

X

1.14222

main shaft

Hauptwelle

1

Y

1.14435

needle bearing

Nadellager

1

Z

1.14325

gear

Zahnrad

1

-- ge 6932500

AA

-- ge 6932499

-- ge 6932502

1.14326

gear

Zahnrad


1

ge 6932501 --

AA

ge 6932499 --

ge 6932502 --



# GEARBOX - shafts & gears GRS 890 /R; 900 /R

GETRIEBE - Wellen & Zahnräder GRS 890 /R; 900 /R


# 05 D - 03

GROUP

PAGE



| DT-No.  | Reference-No. | Description       | Beschreibung      | PU | Notes / Bemerkungen | Pic-No. |
|---------|---------------|-------------------|-------------------|----|---------------------|---------|
| 1.14356 |               | coupling disc     | Kupplungsscheibe  | 1  |                     | AB      |
| 1.14261 |               | pin               | Stift             | 10 |                     | AC      |
| 1.14266 |               | lock ring         | Sicherungsring    | 10 |                     | AD      |
| 1.14364 |               | cone              | Konus             | 1  |                     | AE      |
| 1.14259 |               | intermediate ring | Zwischenring      | 1  |                     | AF      |
| 1.14363 |               | synchronizer cone | Synchronkonus     | 1  |                     | AG      |
| 1.14283 |               | driving plate     | Antriebsplatte    | 1  |                     | AH      |
| 1.14267 |               | washer            | Scheibe           | 1  |                     | AI      |
| 1.14252 |               | sleeve            | Hülse             | 1  |                     | AJ      |
| 1.14358 |               | guide sleeve      | Führungshülse     | 1  |                     | AK      |
| 1.14357 |               | sliding sleeve    | Gleithülse        | 1  |                     | AL      |
| 1.14334 |               | reverse gear      | Rücklaufgrad      | 1  |                     | AM      |
| 1.14386 |               | bushing           | Buchse            | 1  |                     | AN      |
| 1.14490 |               | shim - 0,25 mm    | Scheibe - 0,25 mm | 10 |                     | AO      |
| 1.14491 |               | shim - 0,3 mm     | Scheibe - 0,3 mm  | 10 |                     | AO      |
| 1.14492 |               | shim - 0,4 mm     | Scheibe - 0,4 mm  | 10 |                     | AO      |



# GEARBOX - shafts & gears GRS 890 /R; 900 /R

GETRIEBE - Wellen & Zahnräder GRS 890 /R; 900 /R


# 05 D - 04

GROUP

PAGE



| DT-No.  | Reference-No. | Description      | Beschreibung      | PU | Notes / Bemerkungen      | Pic-No. |
|---------|---------------|------------------|-------------------|----|--------------------------|---------|
| 1.14441 |               | spacer ring      | Abstandring       | 1  |                          | AP      |
| 1.14449 |               | lock ring        | Sicherungsring    | 1  |                          | AQ      |
| 1.14442 |               | distance ring    | Distanzring       | 1  |                          | AR      |
| 1.14493 |               | shim - 0,25 mm   | Scheibe - 0,25 mm | 10 |                          | AS      |
| 1.14494 |               | shim - 0,75 mm   | Scheibe - 0,75 mm | 10 |                          | AS      |
| 1.14495 |               | shim - 1,00 mm   | Scheibe - 1,00 mm | 10 |                          | AS      |
| 1.14376 |               | synchron. flange | Synchronflansch   | 1  |                          | AT      |
| 1.14750 |               | sun gear         | Sonnenrad         | 1  | GRS 890, GRS 900         | AU      |
| 1.14500 |               | grooved nut      | Nutmutter         | 1  | GRS 890, GRS 900         | AV      |
| 1.14762 |               | gear             | Zahnrad           | 1  | GRS 900 /R               | AW      |
| 1.14327 |               | gear             | Zahnrad           | 1  | GRS 900 /R<br>-- gearbox | AW      |
| 1.14385 |               | bushing          | Buchse            | 1  | GRS 900 /R               | AX      |



# GEARBOX - shafts & gears GR 900 /R

GETRIEBE - Wellen & Zahnräder GR 900 /R


**05 E - 01**

GROUP

PAGE



| DT-No.  | Reference-No. | Description     | Beschreibung   | PU | Notes / Bemerkungen | Pic-No. |
|---------|---------------|-----------------|----------------|----|---------------------|---------|
| 1.14248 |               | ring            | Ring           | 1  |                     | A       |
| 1.14379 |               | spacer ring     | Abstandring    | 1  | -- gb 6903895       | B       |
| 1.14216 |               | ball bearing    | Kugellager     | 1  |                     | C       |
| 1.14303 |               | drive shaft     | Antriebswelle  | 1  |                     | D       |
| 1.14001 |               | sleeve          | Hülse          | 10 |                     | E       |
| 1.24502 |               | seal ring       | Dichtring      | 1  |                     | F       |
| 1.14215 |               | ball bearing    | Kugellager     | 1  |                     | G       |
| 1.14501 |               | nut             | Mutter         | 1  |                     | H       |
| 1.14240 |               | coupling cone   | Kupplungskonus | 1  |                     | I       |
| 1.14245 |               | lock cone       | Sperrkonus     | 1  |                     | J       |
| 1.14354 |               | guide sleeve    | Führungshülse  | 1  |                     | K       |
| 1.14265 |               | shifting sleeve | Schalthülse    | 1  |                     | L       |
| 1.14263 |               | pressure spring | Druckfeder     | 10 |                     | M       |
| 1.14262 |               | lock pin        | Schliessstift  | 10 |                     | N       |
| 1.14264 |               | bolt            | Bolzen         | 10 |                     | O       |
| 1.14760 |               | gear            | Zahnrad        | 1  |                     | P       |
| 1.14434 |               | needle bearing  | Nadellager     | 1  |                     | Q       |
| 1.14385 |               | bushing         | Buchse         | 1  |                     | R       |



# GEARBOX - shafts & gears GR 900 /R

GETRIEBE - Wellen & Zahnräder GR 900 /R

**05 E - 02**

GROUP

PAGE



DT-No.

Reference-No.

Description

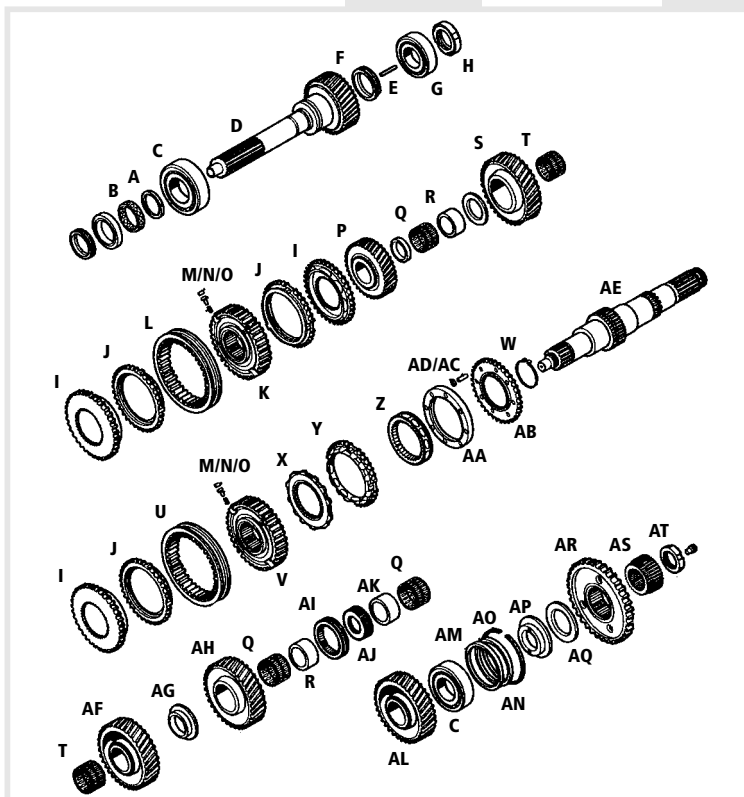
Beschreibung

PU

Notes / Bemerkungen

Pic-No.

|         |  |                   |                  |    |               |    |
|---------|--|-------------------|------------------|----|---------------|----|
| 1.14761 |  | gear              | Zahnrad          | 1  |               | S  |
| 1.14435 |  | needle bearing    | Nadellager       | 1  |               | T  |
| 1.14351 |  | sliding sleeve    | Gleithülse       | 1  |               | U  |
| 1.14353 |  | guide sleeve      | Führungshülse    | 1  |               | V  |
| 1.14448 |  | lock ring         | Sicherungsring   | 1  | -- ge 6669319 | W  |
| 1.14363 |  | synchronizer cone | Synchronkonus    | 1  |               | X  |
| 1.14283 |  | driving plate     | Antriebsplatte   | 1  |               | Y  |
| 1.14364 |  | cone              | Konus            | 1  |               | Z  |
| 1.14259 |  | intermediate ring | Zwischenring     | 1  |               | AA |
| 1.14356 |  | coupling disc     | Kupplungsscheibe | 1  |               | AB |
| 1.14261 |  | pin               | Stift            | 10 |               | AC |
| 1.14266 |  | lock ring         | Sicherungsring   | 10 |               | AD |
| 1.14221 |  | main shaft        | Hauptwelle       | 1  | -- ge 6669319 | AE |
| 1.14223 |  | main shaft        | Hauptwelle       | 1  | ge 6669320 -- | AE |
| 1.14368 |  | gear              | Zahnrad          | 1  |               | AF |
| 1.14440 |  | spacer ring       | Abstandring      | 1  |               | AG |
| 1.14369 |  | gear              | Zahnrad          | 1  |               | AH |



# GEARBOX - shafts & gears GR 900 /R

GETRIEBE - Wellen & Zahnräder GR 900 /R


**05 E - 03**

GROUP

PAGE



| DT-No.  | Reference-No. | Description      | Beschreibung      | PU | Notes / Bemerkungen | Pic-No. |
|---------|---------------|------------------|-------------------|----|---------------------|---------|
| 1.14357 |               | sliding sleeve   | Gleithülse        | 1  |                     | AI      |
| 1.14358 |               | guide sleeve     | Führungshülse     | 1  |                     | AJ      |
| 1.14386 |               | bushing          | Buchse            | 1  |                     | AK      |
| 1.14339 |               | reverse gear     | Rücklaufrad       | 1  |                     | AL      |
| 1.14490 |               | shim - 0,25 mm   | Scheibe - 0,25 mm | 10 |                     | AM      |
| 1.14491 |               | shim - 0,3 mm    | Scheibe - 0,3 mm  | 10 |                     | AM      |
| 1.14492 |               | shim - 0,4 mm    | Scheibe - 0,4 mm  | 10 |                     | AM      |
| 1.14441 |               | spacer ring      | Abstandring       | 1  |                     | AN      |
| 1.14449 |               | lock ring        | Sicherungsring    | 1  |                     | AO      |
| 1.14442 |               | distance ring    | Distanzring       | 1  |                     | AP      |
| 1.14493 |               | shim - 0,25 mm   | Scheibe - 0,25 mm | 10 |                     | AQ      |
| 1.14494 |               | shim - 0,75 mm   | Scheibe - 0,75 mm | 10 |                     | AQ      |
| 1.14495 |               | shim - 1,00 mm   | Scheibe - 1,00 mm | 10 |                     | AQ      |
| 1.14376 |               | synchron. flange | Synchronflansch   | 1  |                     | AR      |
| 1.14750 |               | sun gear         | Sonnenrad         | 1  | GR 900              | AS      |
| 1.14500 |               | grooved nut      | Nutmutter         | 1  | GR 900              | AT      |



# GEARBOX - countershaft & reverse shaft

GETRIEBE - Vorgelegewelle & Rücklaufwelle

**05 F - 01**

GROUP

PAGE



DT-No.

Reference-No.

Description

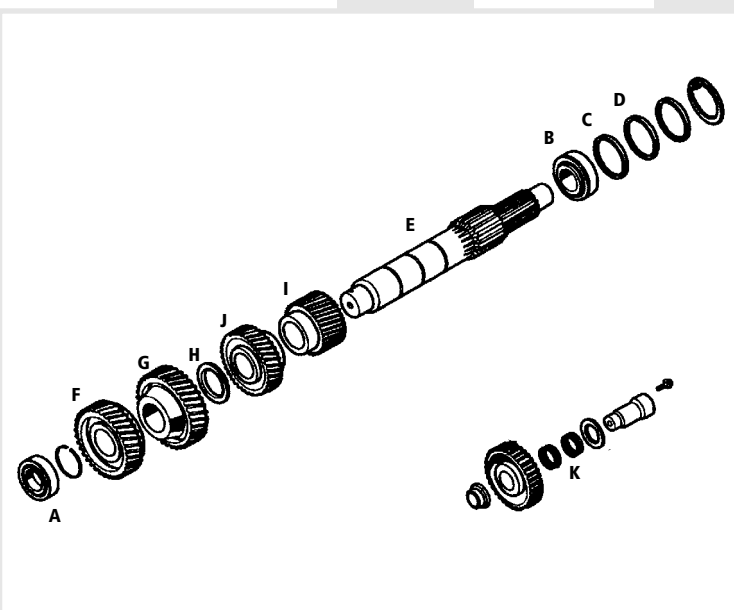
Beschreibung

PU

Notes / Bemerkungen

Pic-No.

|         |  |                                 |                             |    |   |   |
|---------|--|---------------------------------|-----------------------------|----|---|---|
| 1.14218 |  | ball bearing                    | Kugellager                  | 1  |   | A |
| 1.14219 |  | roller bearing                  | Rollenlager                 | 1  |   | B |
| 1.17104 |  | o-ring                          | O-Ring                      | 10 |   | C |
| 1.14487 |  | shim - 0,25 mm                  | Scheibe -0,25 mm            | 10 |   | D |
| 1.14488 |  | shim - 0,3 mm                   | Scheibe - 0,3 mm            | 10 |   | D |
| 1.14489 |  | shim - 0,4 mm                   | Scheibe - 0,4 mm            | 10 |   | D |
| 1.14271 |  | shaft                           | Welle                       | 1  | GRS 890 /R, GRS 900 /R<br>-- ge 6932500<br>-- ge 6932499<br>-- ge 6932502 | E |
| 1.14273 |  | shaft                           | Welle                       | 1  | GRS 890 /R, GRS 900 /R<br>ge 6932501 --<br>ge 6932500 --<br>ge 6932503 -- | E |
| 1.14362 |  | shaft                           | Welle                       | 1  | GR 900 /R   | E |
| 1.14769 |  | counter gear                    | Vorgelegezahnrad            | 1  | GRS 890 /R, GRS 900 /R  | F |
| 1.14770 |  | counter gear                    | Vorgelegezahnrad            | 1  | GR 900 /R   | F |
| 1.14767 |  | counter gear                    | Vorgelegezahnrad            | 1  | GRS 890 /R, GRS 900 /R  | G |
| 1.14763 |  | counter gear                    | Vorgelegezahnrad            | 1  | GR 900 /R   | G |
| 1.14389 |  | sleeve                          | Hülse                       | 1  | GRS 890 /R, GRS 900 /R  | H |
| 1.14768 |  | gear                            | Zahnrad                     | 1  | GRS 890 /R, GRS 900 /R  | I |
| 1.14765 |  | gear                            | Zahnrad                     | 1  | GR 900 /R   | I |
| 1.14764 |  | counter gear                    | Vorgelegezahnrad            | 1  | GR 900 /R   | J |
| 1.14432 |  | needle bearing<br>reverse shaft | Nadellager<br>Rücklaufwelle | 1  |   | K |



# GEARBOX - planetary gear

GETRIEBE - Planetenradgetriebe

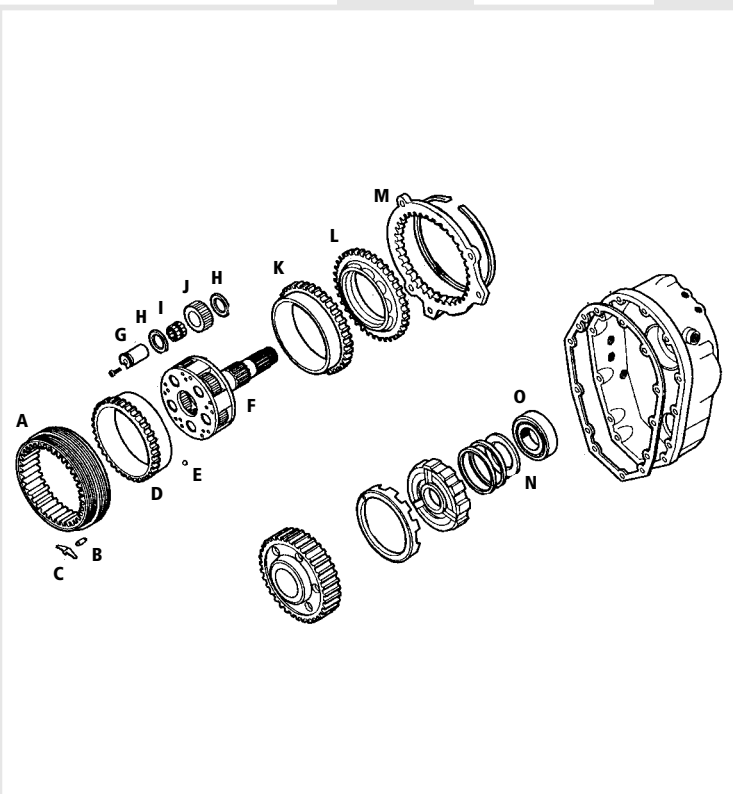
**05 G - 01**

GROUP

PAGE



| DT-No.  | Reference-No. | Description       | Beschreibung     | PU | Notes / Bemerkungen | Pic-No. |
|---------|---------------|-------------------|------------------|----|---------------------|---------|
| 1.14285 |               | ring gear         | Zahnkranz        | 1  |                     | A       |
| 1.14297 |               | pin               | Pin              | 10 |                     | B       |
| 1.14298 |               | spring            | Feder            | 10 |                     | C       |
| 1.14377 |               | synchronizer cone | Synchronkonus    | 1  |                     | D       |
| 1.14294 |               | ball              | Kugel            | 10 |                     | E       |
| 1.14272 |               | shaft             | Welle            | 1  | GR 801              | F       |
| 1.14700 |               | gear              | Zahnrad          | 1  |                     | G       |
| 1.14378 |               | washer            | Scheibe          | 1  |                     | H       |
| 1.14436 |               | needle bearing    | Nadellager       | 1  |                     | I       |
| 1.14701 |               | gear              | Zahnrad          | 1  |                     | J       |
| 1.14377 |               | synchronizer cone | Synchronkonus    | 1  |                     | K       |
| 1.14374 |               | synchronizer cone | Synchronkonus    | 1  |                     | L       |
| 1.14352 |               | coupling cone     | Kupplungsscheibe | 1  |                     | M       |
| 1.14487 |               | shim - 0,25 mm    | Scheibe -0,25 mm | 10 |                     | N       |
| 1.14488 |               | shim - 0,3 mm     | Scheibe - 0,3 mm | 10 |                     | N       |
| 1.14489 |               | shim - 0,4 mm     | Scheibe - 0,4 mm | 10 |                     | N       |
| 1.14430 |               | bearing           | Lager            | 1  |                     | O       |





# GEARBOX - planetary gear control

GETRIEBE - Planetenradgetriebe-Überwachung

**05 H - 01**

GROUP

PAGE



|  | DT-No.  | Reference-No. | Description                                      | Beschreibung   | PU | Notes / Bemerkungen | Pic-No. |
|--|---------|---------------|--|--|----|---------------------|---------|
|               | 1.14526 |               | shifting cylinder housing                        | Schaltzylindergehäuse                                | 1  |                     |         |
|               | 1.14527 |               | shifting cylinder housing                        | Schaltzylindergehäuse                                | 1  |                     |         |
| <b>A</b><br>  | 1.31460 |               | repair kit for 1.14526 for 1.14527               | Reparatursatz für 1.14526 für 1.14527                | 1  |                     | A       |
|  | 1.16086 |               | o-ring - 59,2x5,7                                | O-Ring - 59,2x5,7                                    | 10 |                     | a1      |
|  | 1.24255 |               | seal ring  | Dichtring  | 10 |                     | a2      |
| <b>B</b><br> | 1.31461 |               | repair kit for 1.14526 for 1.14527               | Reparatursatz für 1.14526 für 1.14527                | 1  |                     | B       |
|  | 1.24255 |               | <u>new version with viton rings</u><br>seal ring | <u>neue Ausführung mit Viton-Ringen</u><br>Dichtring | 10 |                     | b1      |
|             | 1.14536 |               | shifting shaft for 1.14526 for 1.14527           | Schaltwelle für 1.14526 für 1.14527                  | 1  |                     |         |
|             | 1.14537 |               | piston for 1.14526 for 1.14527                   | Kolben für 1.14526 für 1.14527                       | 1  |                     |         |
|             | 1.14539 |               | distance sleeve for 1.14526 for 1.14527          | Distanzhülse für 1.14526 für 1.14527                 | 1  |                     |         |

# GEARBOX - planetary gear control

GETRIEBE - Planetenradgetriebeüberwachung

**05 H - 02**

GROUP

PAGE



|   | DT-No.  | Reference-No. | Description                           | Beschreibung                         | PU | Notes / Bemerkungen | Pic-No. |
|---|---------|---------------|---------------------------------------|--------------------------------------|----|---------------------|---------|
|    | 1.14538 |               | bushing<br>for 1.14526<br>for 1.14527 | Buchse<br>für 1.14526<br>für 1.14527 | 10 |                     |         |
|    | 1.14384 |               | bushing<br>for 1.14526<br>for 1.14527 | Buchse<br>für 1.14526<br>für 1.14527 | 1  |                     |         |
|    | 1.14530 |               | slider                                | Gleitstück                           | 1  |                     |         |
|    | 1.14189 |               | lever                                 | Hebel                                | 1  |                     |         |
|  | 1.21124 |               | sensor                                | Geber                                | 1  |                     |         |
|  | 1.21123 |               | sensor                                | Geber                                | 1  |                     |         |
|  | 1.14540 |               | plug                                  | Stopfen                              | 10 |                     |         |
|  | 1.14092 |               | switch                                | Schalter                             | 1  |                     |         |
|  | 1.21613 |               | switch                                | Schalter                             | 1  |                     |         |

The original numbers of the vehicle manufacturer may be used for comparison purposes only and must not be mentioned on invoices to vehicle owners.

# GEARBOX - gear lever & gear shift housing

GETRIEBE - Schalthebel & Schalthebelgehäuse

**05 I - 01**

GROUP

PAGE



|   | DT-No.  | Reference-No. | Description                                | Beschreibung                             | PU | Notes / Bemerkungen | Pic-No. |
|---|---------|---------------|--|--|----|---------------------|---------|
|    | 1.14551 |               | gear shift knob                            | Schalthebelgriff                         | 1  | GRS 900 / 920       |         |
|    | 1.14571 |               | cover for 1.14551                          | Deckel für 1.14551                       | 10 |                     |         |
|    | 1.14550 |               | gear shift knob                            | Schalthebelgriff                         | 1  | GR 900              |         |
|  | 1.14570 |               | cover for 1.14550                          | Deckel für 1.14550                       | 10 |                     |         |
|  | 1.14552 |               | gear shift knob<br><u>left-hand-drive</u>  | Schalthebelgriff<br><u>Linkslenkung</u>  | 1  | GR 801              |         |
|  | 1.14572 |               | cover for 1.14552                          | Deckel für 1.14552                       | 10 |                     |         |
|  | 1.14554 |               | gear shift knob<br><u>right-hand-drive</u> | Schalthebelgriff<br><u>Rechtslenkung</u> | 1  | GR 890              |         |

# GEARBOX - gear lever & gear shift housing

GETRIEBE - Schalthebel & Schalthebelgehäuse

**05 I - 02**

GROUP

PAGE



|   | DT-No.  | Reference-No. | Description                                | Beschreibung                             | PU | Notes / Bemerkungen | Pic-No. |
|---|---------|---------------|--|--|----|---------------------|---------|
|    | 1.14553 |               | gear shift knob<br><u>left-hand-drive</u>  | Schalthebelgriff<br><u>Linkslenkung</u>  | 1  | GRS 890             |         |
|    | 1.14556 |               | gear shift knob<br><u>left-hand-drive</u>  | Schalthebelgriff<br><u>Linkslenkung</u>  | 1  | GR 890<br>GRS 890   |         |
|   | 1.14192 |               | gear shift knob<br><u>right-hand-drive</u> | Schalthebelgriff<br><u>Rechtslenkung</u> | 1  | CT (GRS 900 /R)     |         |
|  | 1.14555 |               | gear shift knob<br><u>right-hand-drive</u> | Schalthebelgriff<br><u>Rechtslenkung</u> | 1  | CT (GRS 900 /R)     |         |
|  | 1.21042 |               | switch<br>for gear shift knob              | Schalter<br>für Schalthebel-<br>griff    | 1  |                     |         |
|  | 1.27332 |               | boot                                       | Manschette                               | 1  |                     |         |
|  | 1.14112 |               | needle bearing                             | Nadellager                               | 1  |                     |         |
|  | 1.14114 |               | plug                                       | Stöpsel                                  | 10 |                     |         |

# GEARBOX - gear lever & gear shift housing







GETRIEBE - Schalthebel & Schalthebelgehäuse

**05 I - 03**

GROUP

PAGE



|   | DT-No.  | Reference-No. | Description   | Beschreibung  | PU | Notes / Bemerkungen | Pic-No. |
|---|---------|---------------|---|---|----|---------------------|---------|
|    | 1.14470 |               | bracket<br><u>left-hand-drive</u>                   | Halter<br><u>Linkslenkung</u>                       | 1  |                     |         |
|    | 1.14450 |               | push rod<br>not for DC 16<br><u>left-hand-drive</u> | Zugstange<br>nicht für DC 16<br><u>Linkslenkung</u> | 1  | CR                  |         |
|  | 1.14451 |               | push rod<br>not for DC 16<br><u>left-hand-drive</u> | Zugstange<br>nicht für DC 16<br><u>Linkslenkung</u> | 1  | CP                  |         |
|  | 1.14394 |               | screw<br><u>for adjustable</u><br>gear lever        | Schraube<br><u>für verstellbaren</u><br>Schalthebel | 10 |                     |         |
|  | 1.14383 |               | bushing<br><u>for adjustable</u><br>gear lever      | Buchse<br><u>für verstellbaren</u><br>Schalthebel   | 1  |                     |         |
|  | 1.14382 |               | bearing<br><u>for adjustable</u><br>gear lever      | Lager<br><u>für verstellbaren</u><br>Schalthebel    | 1  |                     |         |

# GEARBOX - gear lever & gear shift housing

GETRIEBE - Schalthebel & Schalthebelgehäuse

**05 I - 04**

GROUP PAGE



|   | DT-No.  | Reference-No. | Description                              | Beschreibung                           | PU | Notes / Bemerkungen  | Pic-No. |
|---|---------|---------------|--|--|----|--|---------|
|    | 1.14169 |               | ball joint<br><u>left-hand-drive</u>     | Kugelgelenk<br><u>Linkslenkung</u>     | 1  |  |         |
|    | 1.14082 |               | ball joint<br><u>left-hand-thread</u>    | Kugelkopf<br><u>Linksgewinde</u>       | 1  | CT   |         |
|   | 1.14083 |               | ball joint<br><u>right-hand-thread</u>   | Kugelkopf<br><u>Rechtsgewinde</u>      | 1  | CT   |         |
|    | 1.14399 |               | rod<br><u>left-hand-drive</u>            | Stange<br><u>Linkslenkung</u>          | 1  | -- chassis 1273918<br>-- chassis 4457600<br>-- chassis 9063964 |         |
|  | 1.14397 |               | rod                                      | Stange                                 | 1  | chassis 1273919 --<br>chassis 4457601 --<br>chassis 9063965 -- |         |
|  | 1.14398 |               | bracket<br><u>left-hand-drive</u>        | Halter<br><u>Linkslenkung</u>          | 1  |  |         |
|  | 1.14388 |               | rubber bushing<br>included in<br>1.14398 | Gummibuchse<br>enthalten in<br>1.14398 | 1  |  |         |
|  | 1.14387 |               | bushing<br>included in<br>1.14398        | Buchse<br>enthalten in<br>1.14398      | 1  |  |         |

# GEARBOX - gear lever & gear shift housing

GETRIEBE - Schalthebel & Schalthebelgehäuse

**05 I - 05**

GROUP

PAGE



**DT-No.**

Reference-No.

**Description**

Beschreibung

PU

**Notes / Bemerkungen**

Pic-No.

**1.14085**

push rod, cpl.

Zugstange, kpl.

1

left-hand-drive

Linkslenkung



**1.14187**

boot

Manschette

1

CP, CR

left-hand-drive

Linkslenkung



**1.14188**

boot

Manschette

1

CP, CR

left-hand-drive

Linkslenkung



**1.13078**

solenoid valve

Magnetventil

1



**1.18280**

pressure limiting  
valve

Druckbegrenzungs-  
ventil

1











# GEARBOX - gear lever & gear shift housing

GETRIEBE - Schalthebel & Schalthebelgehäuse

**05 I - 06**

GROUP PAGE



|   | DT-No.  | Reference-No. | Description                               | Beschreibung                            | PU | Notes / Bemerkungen | Pic-No. |
|---|---------|---------------|---|---|----|---------------------|---------|
|    | 1.14520 |               | control valve                             | Steuerventil                            | 1  |                     |         |
|     | 1.31433 |               | repair kit for 1.14520                    | Reparatursatz für 1.14520               | 1  |                     |         |
|    | 1.27402 |               | o-ring 25,1 x 1,6 for 1.14520             | O-Ring 25,1 x 1,6 für 1.14520           | 10 |                     |         |
|   | 1.27413 |               | o-ring 9,25 x 1,78 for 1.14520            | O-Ring 9,25 x 1,78 für 1.14520          | 10 |                     |         |
|  | 1.31455 |               | repair kit for shifting housing           | Reparatursatz für Schaltführungsgehäuse | 1  |                     |         |
|  | 1.27334 |               | boot <u>included in 1.31455</u>           | Manschette <u>enthalten in 1.31455</u>  | 1  |                     |         |
|  | 1.14162 |               | bushing <u>included in 1.31455</u>        | Buchse <u>enthalten in 1.31455</u>      | 1  |                     |         |
|  | 1.14087 |               | seal ring <u>included in 1.31455</u>      | Dichtring <u>enthalten in 1.31455</u>   | 10 |                     |         |
|  | 1.14199 |               | needle bearing <u>included in 1.31455</u> | Nadellager <u>enthalten in 1.31455</u>  | 1  |                     |         |



# GEARBOX - suspension

GETRIEBE - Aufhängung

**05 J - 01**

GROUP

PAGE



DT-No.

Reference-No.

Description

Beschreibung

PU

Notes / Bemerkungen

Pic-No.



1.27360

rubber suspension

Gummiaufhängung

1



1.27004

rubber buffer

Gummipuffer

1

GR 900  
4x4, 6x6

# GEARBOX - oil cooler

GETRIEBE - Ölkühler

**05 K - 01**

GROUP

PAGE



|   | DT-No.  | Reference-No. | Description                      | Beschreibung                     | PU | Notes / Bemerkungen   | Pic-No. |
|---|---------|---------------|----------------------------------|----------------------------------|----|---|---------|
|    | 1.14511 |               | oil cooler                       | Ölkühler                         | 1  | Allison<br>GA 750 / 751<br>GA 851 / 852<br>-- chassis 9039629<br>-- chassis 4406943<br>-- chassis 1247518 |         |
|    | 1.14512 |               | oil cooler                       | Ölkühler                         | 1  | Allison<br>GA 750 / 751<br>GA 851 / 852<br>chassis 9039630 --<br>chassis 4406944 --<br>chassis 1247519 -- |         |
|   | 1.14506 |               | nut<br>M 45 x 2                  | Mutter<br>M 45 x 2               | 10 |   |         |
|  | 1.14507 |               | nut<br>M 45 x 2                  | Mutter<br>M 45 x 2               | 10 |   |         |
|  | 1.28123 |               | hose line                        | Schlauchleitung                  | 1  | Allison<br>GA 750 / 751<br>GA 851 / 852   |         |
|  | 1.24311 |               | o-ring - 29,2 x 3<br>for 1.28123 | O-Ring - 29,2 x 3<br>für 1.28123 | 10 |   |         |
|  | 1.28121 |               | hose line                        | Schlauchleitung                  | 1  |   |         |

# GEARBOX - oil cooler

GETRIEBE - Ölkühler

**05 K - 02**

GROUP

PAGE



DT-No.

Reference-No.

Description

Beschreibung

PU

Notes / Bemerkungen

Pic-No.

1.28120

hose line

Schlauchleitung

1




1.28122

hose line

Schlauchleitung

1



1.27500

hose

Schlauch

1



1.27501

hose

Schlauch

1



1.11612

hose

Schlauch

1

DSC 14



1.27352

rubber buffer

Gummipuffer

1



1.21120

temperature  
sensor

Temperaturgeber

1



# PROPELLER SHAFT

GELENKWELLE

**06 A - 01**

GROUP

PAGE



|   | DT-No.  | Reference-No. | Description                | Beschreibung               | PU | Notes / Bemerkungen | Pic-No. |
|---|---------|---------------|----------------------------|----------------------------|----|---------------------|---------|
|    | 1.15018 |               | joint cross<br>Ø 38 - 4,5° | Zapfenkreuz<br>Ø 38 - 4,5° | 1  | P 300               |         |
|   | 1.15019 |               | joint cross<br>Ø 48 - 4,5° | Zapfenkreuz<br>Ø 48 - 4,5° | 1  | P 400               |         |
|   | 1.15020 |               | joint cross<br>Ø 57 - 4,5° | Zapfenkreuz<br>Ø 57 - 4,5° | 1  | P 500               |         |
|    | 1.15021 |               | bracket<br>Ø 38 - 4,5°     | Böckchen<br>Ø 38 - 4,5°    | 1  | P 300               |         |
|   | 1.15022 |               | bracket<br>Ø 48 - 4,5°     | Böckchen<br>Ø 48 - 4,5°    | 1  | P 400               |         |
|   | 1.15023 |               | bracket<br>Ø 57 - 4,5°     | Böckchen<br>Ø 57 - 4,5°    | 1  | P 500               |         |
|   | 1.15200 |               | joint cross                | Zapfenkreuz                | 1  | P 600               |         |
|  | 1.15221 |               | grease nipple              | Schmiernippel              | 10 |                     |         |
|  | 1.15220 |               | screw<br>M 12 x 50         | Schraube<br>M 12 x 50      | 10 |                     |         |
|  | 1.15219 |               | screw<br>M 14 x 65         | Schraube<br>M 14 x 65      | 10 | P 600               |         |
|  | 1.31520 |               | splined shaft stub         | Keilnutenzapfen            | 1  | P 300               |         |
|   | 1.31518 |               | splined shaft stub         | Keilnutenzapfen            | 1  | P 400               |         |
|   | 1.31519 |               | splined shaft stub         | Keilnutenzapfen            | 1  | P 500               |         |

# PROPELLER SHAFT

GELENKWELLE

**06 A - 02**

GROUP

PAGE



|   | DT-No.  | Reference-No. | Description                        | Beschreibung                       | PU | Notes / Bemerkungen | Pic-No. |
|---|---------|---------------|------------------------------------|------------------------------------|----|---------------------|---------|
|    | 1.15256 |               | supp. bearing stub                 | Schweisszapfen                     | 1  | P 310               |         |
|   | 1.15257 |               | supp. bearing stub                 | Schweisszapfen                     | 1  | P 410               |         |
|   | 1.15258 |               | supp. bearing stub                 | Schweisszapfen                     | 1  | P 510               |         |
|    | 1.15110 |               | center bearing, cpl.               | Zwischenlager, kpl.                | 1  |                     |         |
|   | 1.15097 |               | center bearing included in 1.15110 | Zwischenlager enthalten in 1.15110 | 1  |                     |         |
|  | 1.13065 |               | bearing included in 1.15110        | Lager enthalten in 1.15110         | 1  |                     |         |
|  | 1.15117 |               | seal ring included in 1.15110      | Dichtring enthalten in 1.15110     | 1  |                     |         |
|  | 1.24501 |               | seal ring included in 1.15110      | Dichtring enthalten in 1.15110     | 1  |                     |         |

# PROPELLER SHAFT

GELENKWELLE

**06 A - 03**

GROUP

PAGE



DT-No.

Reference-No.

Description

Beschreibung

PU

Notes / Bemerkungen

Pic-No.

1.15094

bracket

Halter

1



1.15100

bracket

Halter

1



1.15310

bracket

Halter

1



1.15099

bracket

Halter

1



1.15016

screw  
M 12 x 35

Schraube  
M 12 x 35

10



1.13211

nut  
for 1.15016

Mutter  
für 1.15016

10



# PROPELLER SHAFT

GELENKWELLE

**06 A - 04**

GROUP

PAGE



**DT-No.**

Reference-No.

**Description**

Beschreibung

PU

**Notes / Bemerkungen**

Pic-No.

**1.15236**



end yoke

Endmitnehmer

1

P 400

**1.15064**



end yoke

Endmitnehmer

1

P 500

**1.15091**



end yoke

Endmitnehmer

1

P 600

**1.15114**



dust cover

Staubkappe

1

**1.15104**



grooved nut  
M 44 x 1,5

Nutmutter  
M 44 x 1,5

1

**1.16046**



seal ring  
gearbox side

Dichtring  
Getriebeseite

1

**1.16050**



seal ring  
rear axle side

Dichtring  
Hinterachsseite

1

RB 660, RBP 730

# FRONT AXLE - king pin & track rod

VORDERACHSE - Achsschenkel & Spurstange

# 07 A - 01

GROUP

PAGE



DT-No.

Reference-No.

Description

Beschreibung

PU

Notes / Bemerkungen

Pic-No.

1.31606

king pin kit

Achsschenkel-  
bolzensatz

1 AM 620  
AM 621  
AM 900 / 920  
AMA 740  
AMA 860

A

1.16304  
1.16291

bushing  
bearing

Buchse  
Lager

1  
1

a1  
a2



1.31603

king pin kit

Achsschenkel-  
bolzensatz

1 AM 740  
AM 820

B

1.16304

bushing

Buchse

1

b1


1.16291

bearing

Lager

1

b2



1.19030

track rod

Spurstange

1 AM 620

1.19250

track rod

Spurstange

1 AM 740, AMA 740





# FRONT AXLE - king pin & track rod


VORDERACHSE - Achsschenkel & Spurstange

**07 A - 02**

GROUP

PAGE



| DT-No.  | Reference-No. | Description   | Beschreibung   | PU | Notes / Bemerkungen | Pic-No. |
|---|---------------|---|--|----|---------------------|---------|
| <b>1.19251</b>  |               | track rod   | Spurstange   | 1  | AM 820<br>AM 900    |         |
| <b>1.19253</b>  |               | track rod   | Spurstange   | 1  | AMA 860             |         |
| <b>1.19050</b>  |               | rod<br>included in<br>1.19030   | Stange<br>enthalten in<br>1.19030                                  | 1  |                     |         |
|  |               |   |  |    |                     |         |
| <b>1.19006</b>  |               | ball joint<br>left-hand-thread<br>for<br>1.19050<br>1.19250<br>1.19251  | Kugelkopf<br>Linksgewinde<br>für<br>1.19050<br>1.19250<br>1.19251  | 1  |                     |         |
| <b>1.19007</b>  |               | ball joint<br>right-hand-thread<br>for<br>1.19050<br>1.19250<br>1.19251 | Kugelkopf<br>Rechtsgewinde<br>für<br>1.19050<br>1.19250<br>1.19251 | 1  |                     |         |
| <b>1.19005</b>  |               | ball joint<br>for<br>1.19253  | Kugelkopf<br>für<br>1.19253  | 1  |                     |         |

# REAR AXLE - housing








HINTERACHSE - Gehäuse

**08 A - 01**

GROUP

PAGE



|   | DT-No.  | Reference-No. | Description              | Beschreibung             | PU | Notes / Bemerkungen | Pic-No. |
|---|---------|---------------|--------------------------|--------------------------|----|---------------------|---------|
|    | 1.16350 |               | pipe<br>length: 568 mm   | Rohr<br>Länge: 568 mm    | 1  |                     |         |
|    | 1.16278 |               | magnetic plug            | Magnetstopfen            | 1  |                     |         |
|    | 1.16064 |               | seal ring<br>for 1.16278 | Dichtring<br>für 1.16278 | 10 |                     |         |
|  | 1.16167 |               | magnetic plug            | Magnetstopfen            | 10 |                     |         |
|  | 1.16227 |               | plug                     | Stopfen                  | 10 |                     |         |
|  | 1.16288 |               | stud<br>M 16 x 65        | Stehbolzen<br>M 16 x 65  | 10 |                     |         |
|  | 1.16388 |               | nut<br>for 1.16288       | Mutter<br>für 1.16288    | 10 |                     |         |
|  | 1.16290 |               | sealing compound         | Dichtmasse               | 1  |                     |         |
|  | 1.18415 |               | silencer                 | Schalldämpfer            | 1  |                     |         |

# REAR AXLE - axle gear 560, 660, 730

HINTERACHSE - Achsgetriebe 560, 660, 730

**08 B - 01**

GROUP

PAGE



DT-No.

Reference-No.

Description

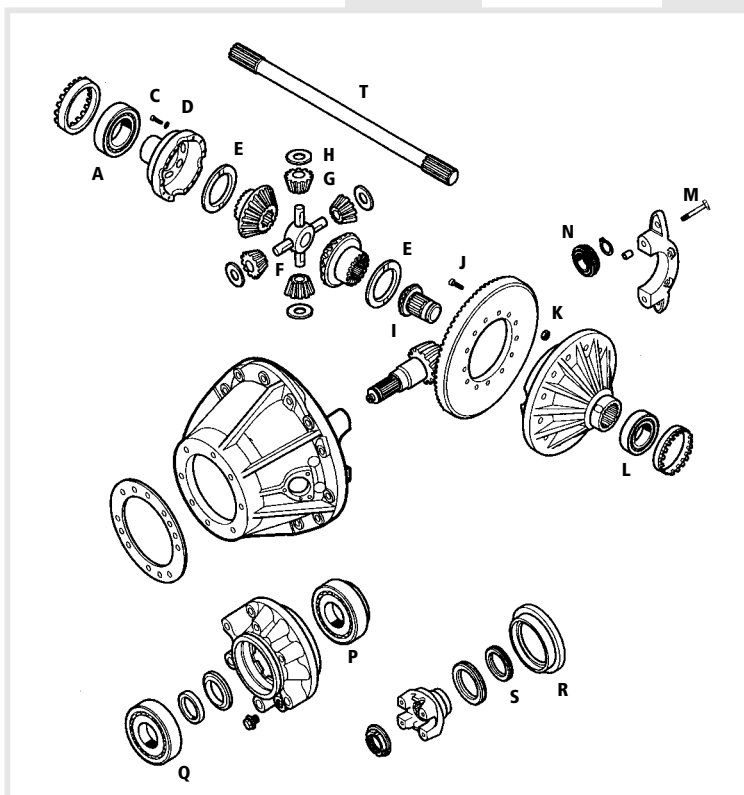
Beschreibung

PU

Notes / Bemerkungen

Pic-No.

|         |  |                |             |    |                     |   |
|---------|--|----------------|-------------|----|---------------------|---|
| 1.16043 |  | ball bearing   | Kugellager  | 1  | R 560 / 660, RB 660 | A |
| 1.16454 |  | roller bearing | Rollenlager | 1  | RP 731, RBP 731     | A |
| 1.16142 |  | screw          | Schraube    | 10 | R 560 / 660, RB 660 | C |
| 1.16087 |  | washer         | Scheibe     | 10 | R 560 / 660, RB 660 | D |
| 1.16031 |  | thrust ring    | Druckring   | 1  | R 560 / 660, RB 660 | E |
| 1.16610 |  | spider         | Achsstern   | 1  | R 560 / 660, RB 660 | F |
| 1.16611 |  | pinion         | Ritzel      | 1  | R 560 / 660, RB 660 | G |
| 1.16032 |  | thrust ring    | Druckring   | 1  | R 560 / 660, RB 660 | H |
| 1.16620 |  | hub            | Nabe        | 1  | R 560 / 660, RB 660 | I |
| 1.16385 |  | screw          | Schraube    | 10 | R 560 / 660, RB 660 | J |
| 1.16386 |  | nut            | Mutter      | 10 | R 560 / 660, RB 660 | K |
| 1.16453 |  | roller bearing | Rollenlager | 1  | R 560 / 660, RB 660 | L |
| 1.16454 |  | roller bearing | Rollenlager | 1  | RP 731, RBP 731     | L |
| 1.16226 |  | screw          | Schraube    | 10 | R 560 / 660, RB 660 | M |
| 1.16069 |  | bearing        | Lager       | 1  | R 560 / 660, RB 660 | N |



# REAR AXLE - axle gear R 560 / R 660 / RB 660

HINTERACHSE - Achsgetriebe R 560 / R 660 / RB 660

**08 B - 02**

GROUP

PAGE



DT-No.

Reference-No.

Description

Beschreibung

PU

Notes / Bemerkungen

Pic-No.

1.16037

bearing

Lager

1

P

1.16068

bearing

Lager

1

Q

1.16071

seal cover

Dichtabdeckung

1

R 560 / 660, RB 660

R

1.16047

seal ring

Dichtring

1

S

1.16018

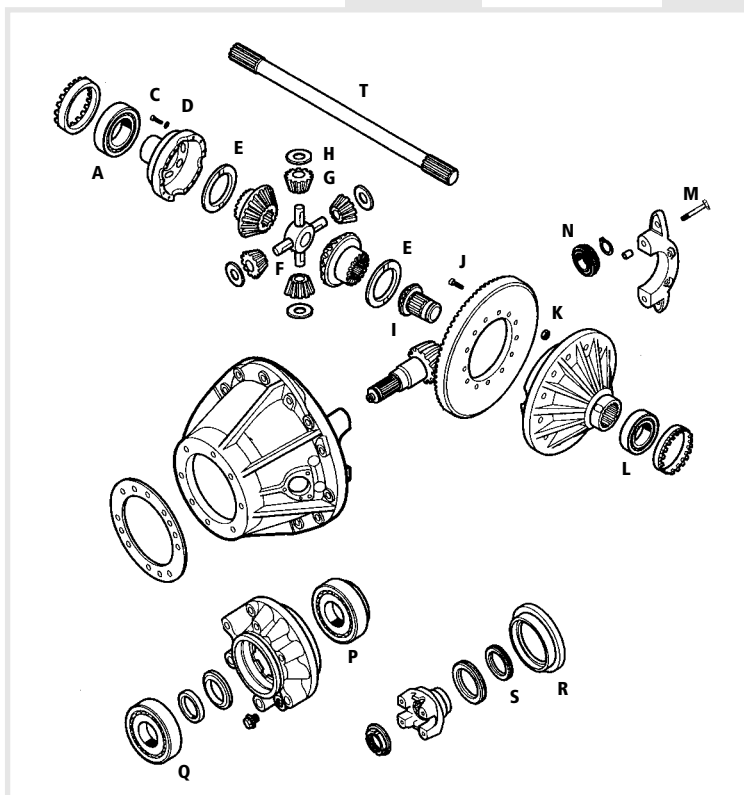
drive shaft

Antriebswelle

1

R 660, RB 660

T



# REAR AXLE - axle gear 780

HINTERACHSE - Achsgetriebe 780

**08 C - 01**

GROUP

PAGE



DT-No.

Reference-No.

Description

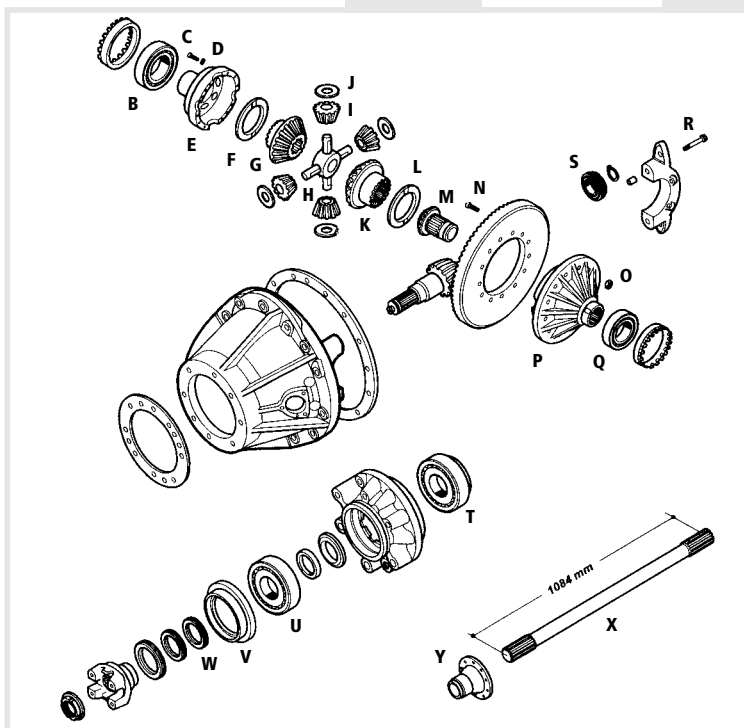
Beschreibung

PU

Notes / Bemerkungen

Pic-No.

|         |  |                |                  |    |          |   |
|---------|--|----------------|------------------|----|----------|---|
| 1.16451 |  | roller bearing | Rollenlager      | 1  |          | B |
| 1.16142 |  | screw          | Schraube         | 10 |          | C |
| 1.16087 |  | nut            | Mutter           | 10 |          | D |
| 1.16045 |  | housing half   | Gehäusehälfte    | 1  |          | E |
| 1.16035 |  | thrust ring    | Druckring        | 1  |          | F |
| 1.16161 |  | gear           | Zahnrad          | 1  |          | G |
| 1.16160 |  | spider         | Ausgleichssterne | 1  |          | H |
| 1.16163 |  | pinion         | Ritzel           | 1  |          | I |
| 1.16030 |  | thrust ring    | Druckring        | 1  |          | J |
| 1.16172 |  | gear           | Zahnrad          | 1  |          | K |
| 1.16036 |  | thrust ring    | Druckring        | 1  |          | L |
| 1.16175 |  | hub            | Nabe             | 1  |          | M |
| 1.16385 |  | screw          | Schraube         | 10 |          | N |
| 1.16386 |  | nut            | Mutter           | 10 |          | O |
| 1.16025 |  | housing half   | Gehäusehälfte    | 1  | 4,25 : 1 | P |
| 1.16026 |  | housing half   | Gehäusehälfte    | 1  | 3,80 : 1 | P |
| 1.16450 |  | roller bearing | Rollenlager      | 1  |          | Q |
| 1.16226 |  | screw          | Schraube         | 10 |          | R |



# REAR AXLE - axle gear 780

HINTERACHSE - Achsgetriebe 780

**08 C - 02**

GROUP

PAGE



DT-No.

Reference-No.

Description

Beschreibung

PU

Notes / Bemerkungen

Pic-No.

1.16457

bearing

Lager

1

S

1.16041

ball bearing

Kugellager

1

T

1.16458

bearing

Lager

1

U

1.16071

sealing cover

Dichtabdeckung

1

V

1.16047

seal ring

Dichtring

1

W

1.16022

drive shaft

Antriebswelle

1

X

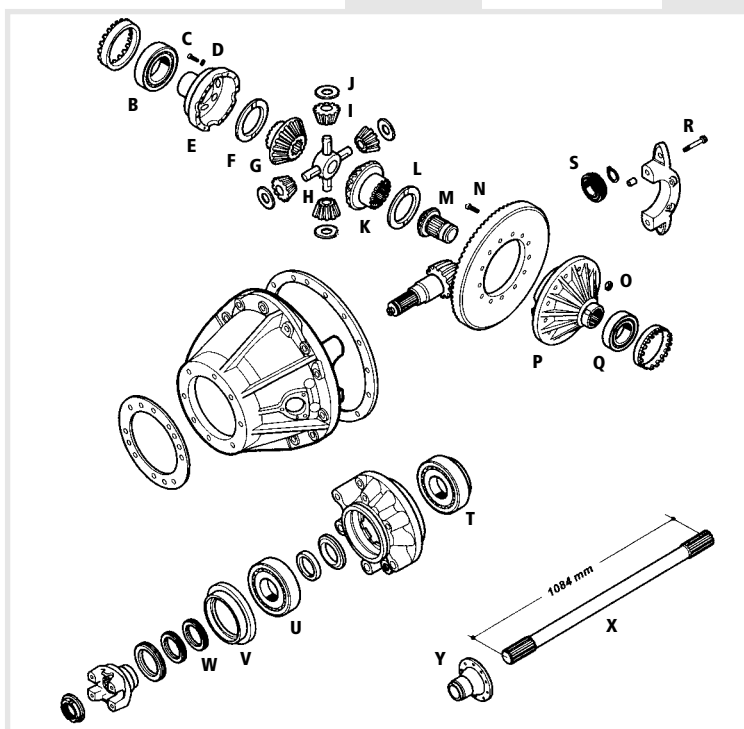
1.16200

flange

Flansch

1

Y



# REAR AXLE - axle gear RP / RBP 832

HINTERACHSE - Achsgetriebe RP / RBP 832

**08 D - 01**

GROUP

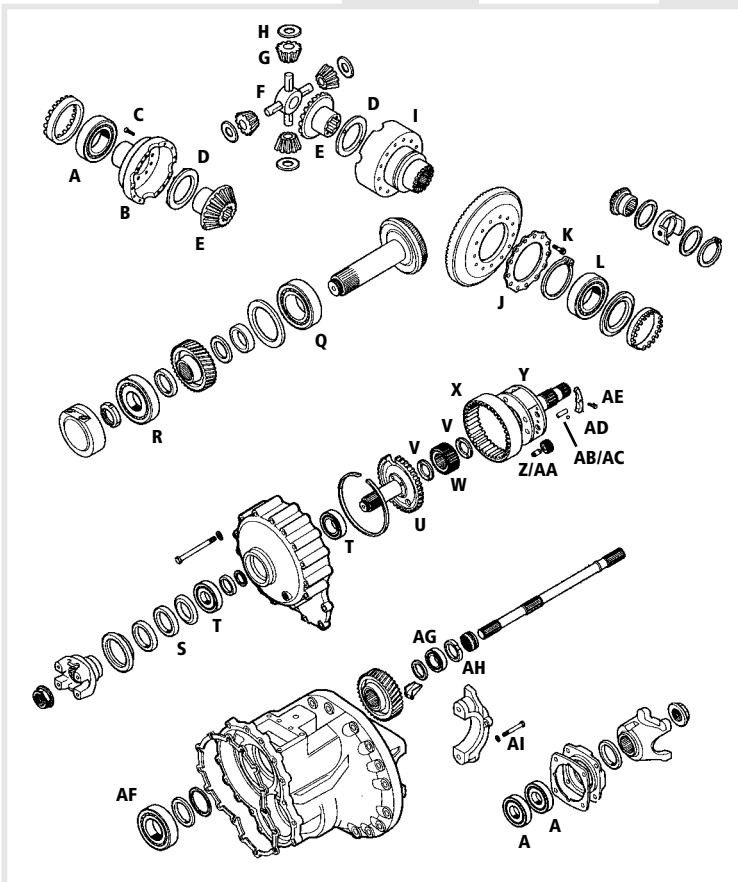
PAGE



| DT-No. | Reference-No. | Description | Beschreibung | PU | Notes / Bemerkungen |
|--------|---------------|-------------|--------------|----|---------------------|
|--------|---------------|-------------|--------------|----|---------------------|

Pic-No.

|         |  |                |                   |    |         |
|---------|--|----------------|-------------------|----|---------|
| 1.16044 |  | roller bearing | Rollenlager       | 1  |         |
| 1.16028 |  | housing half   | Gehäusehälfte     | 1  |         |
| 1.16143 |  | screw          | Schraube          | 10 |         |
| 1.16033 |  | thrust ring    | Druckring         | 1  |         |
| 1.16217 |  | gear           | Zahnrad           | 1  |         |
| 1.16219 |  | spider         | Ausgleichstern    | 1  |         |
| 1.16218 |  | pinion         | Ritzel            | 1  |         |
| 1.16216 |  | thrust ring    | Druckscheibe      | 1  |         |
| 1.16027 |  | housing half   | Gehäusehälfte     | 1  |         |
| 1.16063 |  | lock washer    | Sicherungsscheibe | 1  |         |
| 1.16139 |  | screw          | Schraube          | 10 |         |
| 1.16452 |  | roller bearing | Rollenlager       | 1  |         |
| 1.16455 |  | roller bearing | Rollenlager       | 1  |         |
| 1.16458 |  | roller bearing | Rollenlager       | 1  | RP 832  |
| 1.16068 |  | roller bearing | Rollenlager       | 1  | RBP 832 |
| 1.16047 |  | seal ring      | Dichtring         | 1  | RP 832  |
| 1.17247 |  | roller bearing | Rollenlager       | 1  | RBP 832 |



# REAR AXLE - axle gear RP / RBP 832

HINTERACHSE - Achsgetriebe RP / RBP 832

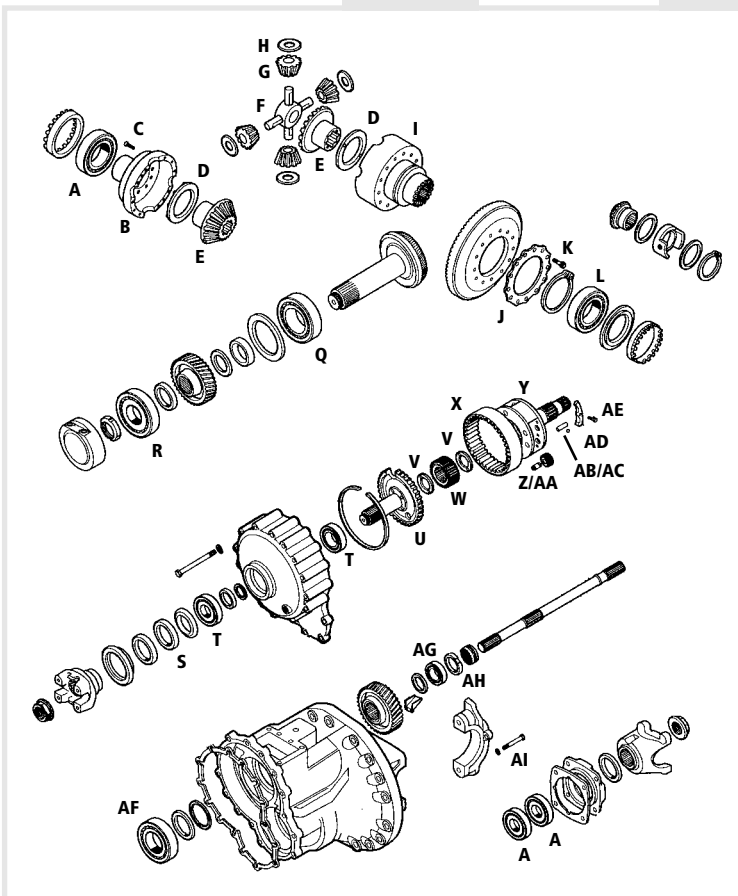
**08 D - 02**

GROUP

PAGE



| DT-No.  | Reference-No. | Description                | Beschreibung             | PU | Notes / Bemerkungen | Pic-No. |
|---------|---------------|----------------------------|--------------------------|----|---------------------|---------|
| 1.16019 |               | shaft                      | Welle                    | 1  | RBP 832             | U       |
| 1.16000 |               | thrust ring                | Druckring                | 1  | RBP 832             | V       |
| 1.16157 |               | gear                       | Zahnrad                  | 1  | RBP 832             | W       |
| 1.16220 |               | ring gear                  | Zahnkranz                | 1  | RBP 832             | X       |
| 1.16196 |               | planetary housing          | Planetengehäuse          | 1  | RBP 832             | Y       |
| 1.16197 |               | planetary housing complete | Planetengehäuse komplett | 1  | RBP 832             | Y       |
| 1.16177 |               | needle bearing             | Nadellager               | 1  | RBP 832             | Z       |
| 1.16221 |               | planetary gear             | Planetenrad              | 1  | RBP 832             | AA      |
| 1.16179 |               | planetary axle             | Planetenachse            | 1  | RBP 832             | AB      |
| 1.16184 |               | ball                       | Kugel                    | 10 | RBP 832             | AC      |
| 1.16178 |               | oil baffle                 | Ölfänger                 | 1  | RBP 832             | AD      |
| 1.16188 |               | screw                      | Schraube                 | 10 |                     | AE      |
| 1.16459 |               | bearing                    | Lager                    | 1  |                     | AF      |
| 1.16460 |               | bearing                    | Lager                    | 1  |                     | AG      |
| 1.16358 |               | grooved nut                | Nutmutter                | 1  |                     | AH      |
| 1.14290 |               | screw                      | Schraube                 | 10 |                     | AI      |





# REAR AXLE - differential lock & control

HINTERACHSE - Differentialsperre & Steuerung

**08 E - 01**

GROUP

PAGE



|   | DT-No.  | Reference-No. | Description                 | Beschreibung                | PU | Notes / Bemerkungen    | Pic-No. |
|---|---------|---------------|-----------------------------|-----------------------------|----|------------------------|---------|
|    | 1.16057 |               | lever, cpl.                 | Hebel, kpl.                 | 1  | R 660, RB 660<br>R 780 |         |
|    | 1.16058 |               | lever included in 1.16057   | Hebel enthalten in 1.16057  | 1  |                        |         |
|   | 1.16061 |               | pin included in 1.16057     | Stift enthalten in 1.16057  | 10 |                        |         |
|  | 1.16059 |               | bracket included in 1.16059 | Halter enthalten in 1.16059 | 1  |                        |         |
|  | 1.16062 |               | follower for 1.16062        | Mitnehmer für 1.16062       | 1  |                        |         |
|  | 1.16056 |               | lever                       | Hebel                       | 1  | RP 832                 |         |
|  | 1.16055 |               | bearing bracket             | Lagerhalter                 | 1  | RP 832                 |         |

# REAR AXLE - differential lock & control



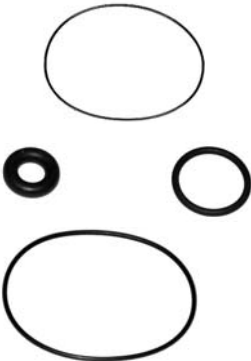



HINTERACHSE - Differentialsperre & Steuerung

**08 E - 02**

GROUP

PAGE











|   | DT-No.  | Reference-No. | Description               | Beschreibung                | PU | Notes / Bemerkungen  | Pic-No. |
|---|---------|---------------|---------------------------|-----------------------------|----|--|---------|
|    | 1.14525 |               | control cylinder          | Kontrollzylinder            | 1  | R 660, RB 660<br>R 780                                       |         |
|    | 1.14531 |               | cover included in 1.14525 | Deckel enthalten in 1.14525 | 1  |  |         |
|   | 1.31675 |               | repair kit for 1.14525    | Reparatursatz für 1.14525   | 1  |  |         |
|   | 1.16407 |               | switch                    | Schalter                    | 1  | R 660, RB 660<br>R 780 ( chassis 1213294 --)<br>RP / RBP 832 |         |
|  | 1.16405 |               | switch                    | Schalter                    | 1  | R 780 (-- chassis 1213293)                                   |         |
|  | 1.13078 |               | solenoid valve            | Magnetventil                | 1  |  |         |

# REAR AXLE - balance arm, trunnion AS 60/90

HINTERACHSE - Ausgleicharm, Drehwelle AS 60 / 90

**08 F - 01**

GROUP PAGE

|    | DT-No.  | Reference-No. | Description               | Beschreibung                  | PU | Notes / Bemerkungen | Pic-No. |
|---|---------|---------------|---------------------------|-------------------------------|----|---------------------|---------|
|    | 1.16092 |               | ball bearing              | Kugellager                    | 1  |                     |         |
|    | 1.16091 |               | ball bearing              | Kugellager                    | 1  |                     |         |
|    | 1.16378 |               | ring                      | Ring                          | 1  |                     |         |
|   | 1.16375 |               | lock washer               | Sicherungsscheibe             | 10 |                     |         |
|  | 1.16376 |               | lock nut                  | Sicherungsmutter              | 1  |                     |         |
|  | 1.16377 |               | gasket                    | Dichtung                      | 10 |                     |         |
|   | 1.31652 |               | repair kit<br>balance arm | Reparatursatz<br>Ausgleicharm | 1  |                     |         |

# REAR AXLE - balance arm, trunnion AS 60/90







HINTERACHSE - Ausgleicharm, Drehwelle AS 60 / 90

**08 F - 02**

GROUP

PAGE



|   | DT-No.  | Reference-No. | Description           | Beschreibung           | PU | Notes / Bemerkungen | Pic-No. |
|---|---------|---------------|-----------------------|------------------------|----|---------------------|---------|
|    | 1.16380 |               | o-ring<br>balance arm | O-Ring<br>Ausgleicharm | 10 |                     |         |
|    | 1.16382 |               | cover<br>balance arm  | Deckel<br>Ausgleicharm | 1  |                     |         |
|    | 1.16381 |               | o-ring<br>for 1.16382 | O-Ring<br>für 1.16382  | 10 |                     |         |
|   | 1.16066 |               | bearing               | Lager                  | 1  |                     |         |
|  | 1.16379 |               | seal ring             | Dichtring              | 1  |                     |         |
|  | 1.16289 |               | shaft                 | Achse                  | 1  |                     |         |

# HUBS & WHEELS - front axle

NABEN & RÄDER - Vorderachse

**09 A - 01**

GROUP

PAGE



|   | DT-No.  | Reference-No. | Description   | Beschreibung     | PU | Notes / Bemerkungen     | Pic-No. |
|---|---------|---------------|---------------|------------------|----|-------------------------|---------|
|    | 1.17245 |               | wheel bearing | Radlager         | 1  | AM 740 / 820<br>AMA 740 |         |
|    | 1.17246 |               | wheel bearing | Radlager         | 1  | AMD 900                 |         |
|    | 1.17069 |               | lock ring     | Sperring         | 1  | AM 740 / 820<br>AMA 740 |         |
|  | 1.17068 |               | washer        | Scheibe          | 1  | AM 740 / 820<br>AMA 740 |         |
|  | 1.17075 |               | lock nut      | Sicherungsmutter | 1  | AM 740 / 820<br>AMA 740 |         |
|  | 1.17104 |               | o-ring        | O-Ring           | 1  | AM 740 / 820<br>AMA 740 |         |
|  | 1.17106 |               | o-ring        | O-Ring           | 1  | AMD 900 / RH 731        |         |

# HUBS & WHEELS - front axle








NABEN & RÄDER - Vorderachse

**09 A - 02**

GROUP

PAGE



|   | DT-No.  | Reference-No. | Description          | Beschreibung           | PU | Notes / Bemerkungen     | Pic-No. |
|---|---------|---------------|----------------------|------------------------|----|-------------------------|---------|
|    | 1.17107 |               | o-ring<br>84,1 x 5,7 | O-Ring<br>84,1 x 5,7   | 10 | AMD 900                 |         |
|    | 1.17108 |               | o-ring<br>14,3 x 2,4 | O-Ring<br>14,3 x 2,4   | 10 | AMD 900                 |         |
|    | 1.17092 |               | gasket               | Dichtung               | 1  | AMD 900 / RH 731        |         |
|  | 1.17180 |               | seal ring            | Dichtring              | 1  | AMD 900                 |         |
|  | 1.17087 |               | hub cover            | Nabendeckel            | 1  | AM 740 / 820<br>AMA 740 |         |
|  | 1.17086 |               | plug<br>for 1.17087  | Stopfen<br>für 1.17087 | 1  |                         |         |
|  | 1.21614 |               | sensor               | Geber                  | 1  | AM 740 / 820<br>AMA 740 |         |

# HUBS & WHEELS - front axle

NABEN & RÄDER - Vorderachse

**09 A - 03**

GROUP

PAGE



|   | DT-No.  | Reference-No. | Description                                    | Beschreibung                               | PU | Notes / Bemerkungen     | Pic-No. |
|---|---------|---------------|--|--|----|-------------------------|---------|
|    | 1.21615 |               | sensor   | Geber                                      | 1  | AMD 900                 |         |
|    | 1.17034 |               | wheel bolt                                     | Radbolzen                                  | 1  | AM 740 / 820<br>AMA 740 |         |
|   | 1.17028 |               | wheel bolt<br>for trucks with<br>aluminium rim | Radbolzen<br>für LKW mit<br>Aluminiumfelge | 1  | AM 740 / 820<br>AMA 740 |         |
|  | 1.17130 |               | wheel bolt                                     | Radbolzen                                  | 1  | AMD 900                 |         |
|  | 1.17039 |               | wheel bolt<br>22,5" x 11,75"                   | Radbolzen<br>22,5" x 11,75"                | 1  | AMD 900                 |         |
|  | 1.17035 |               | wheel bolt<br>for trucks with<br>aluminium rim | Radbolzen<br>für LKW mit<br>Aluminiumfelge | 1  | AMD 900                 |         |
|  | 1.17026 |               | wheel nut                                      | Radmutter                                  | 1  |                         |         |
|  | 1.29003 |               | nut cap<br>for 1.17026                         | Radmutterkappe<br>für 1.17026              | 1  |                         |         |

# HUBS & WHEELS - front axle





NABEN & RÄDER - Vorderachse

**09 A - 04**

GROUP

PAGE



|  | DT-No.  | Reference-No. | Description                                 | Beschreibung                                 | PU | Notes / Bemerkungen | Pic-No. |
|--|---------|---------------|---|--|----|---------------------|---------|
|   | 1.17121 |               | rim bolt<br>for trucks with<br>spoke wheels | Felgenbolzen<br>für LKW mit<br>Speichenräder | 1  |                     |         |
|   | 1.17018 |               | rim nut<br>for 1.17121                      | Felgenmutter<br>für 1.17121                  | 1  |                     |         |
|   | 1.17052 |               | cotter pin<br>for 1.17121                   | Splint<br>für 1.17121                        | 10 |                     |         |
|  | 1.17063 |               | rim clamp                                   | Felgenklemme                                 | 1  |                     |         |



# HUBS & WHEELS - rear axle








NABEN & RÄDER - Hinterachse

**09 B - 01**

GROUP

PAGE



|   | DT-No.  | Reference-No. | Description                           | Beschreibung                          | PU | Notes / Bemerkungen  | Pic-No. |
|---|---------|---------------|---------------------------------------|---------------------------------------|----|----------------------|---------|
|    | 1.17181 |               | seal ring<br>142 x 170 x<br>15,5 / 16 | Dichtring<br>142 x 170 x<br>15,5 / 16 | 1  | ADA 1100<br>ADA 1300 |         |
|    | 1.17205 |               | seal ring<br>145 x 170 x<br>14,5 / 18 | Dichtring<br>145 x 170 x<br>14,5 / 18 | 1  | AD 1100 P            |         |
|   | 1.17203 |               | seal ring<br>75 x 100 x 11            | Dichtring<br>75 x 100 x 11            | 1  | ADA 1100<br>ADA 1300 |         |
|  | 1.17007 |               | seal ring<br>162 x 172                | Dichtring<br>162 x 172                | 1  | ADA 1100<br>ADA 1300 |         |
|  | 1.17182 |               | seal ring<br>40 x 60 x 9 / 8          | Dichtring<br>40 x 60 x 9 / 8          | 1  | AD 1100 P            |         |
|  | 1.17200 |               | seal ring<br>158 x 188 x<br>14,5 / 18 | Dichtring<br>158 x 188 x<br>14,5 / 18 | 1  | AD/ADA 1500 P        |         |
|  | 1.17013 |               | seal ring<br>70 x 48 x 9              | Dichtring<br>70 x 48 x 9              | 1  | AD/ADA 1500 P        |         |

# HUBS & WHEELS - rear axle

NABEN & RÄDER - Hinterachse

**09 B - 02**

GROUP

PAGE



|   | DT-No.  | Reference-No. | Description  | Beschreibung    | PU | Notes / Bemerkungen                | Pic-No. |
|---|---------|---------------|--------------|-----------------|----|------------------------------------|---------|
|    | 1.21617 |               | sensor left  | Sensor links    | 1  | ADA 1100 ABS<br>ADA 1300 ABS       |         |
|   | 1.21618 |               | sensor right | Geber rechts    | 1  | ADA 1100 ABS<br>ADA 1300 ABS       |         |
|    | 1.21612 |               | sensor left  | Geber links     | 1  | AD 1100 P ABS<br>AD/ADA 1500 P ABS |         |
|   | 1.21616 |               | sensor right | Geber rechts    | 1  | AD 1100 P ABS<br>AD/ADA 1500 P ABS |         |
|  | 1.17058 |               | wear ring    | Verschleissring | 1  | ADA 1100<br>ADA 1300               |         |
|  | 1.17059 |               | wear ring    | Verschleissring | 1  | AD 1100 P<br>AD / ADA 1300 P       |         |
|  | 1.17054 |               | wear ring    | Verschleissring | 1  | AD/ADA 1500 P                      |         |

# HUBS & WHEELS - rear axle





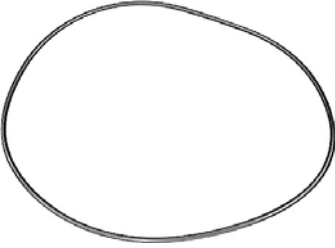
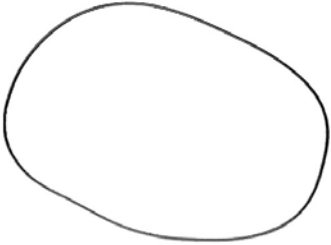
NABEN & RÄDER - Hinterachse

**09 B - 03**

GROUP

PAGE



|   | DT-No.  | Reference-No. | Description           | Beschreibung          | PU | Notes / Bemerkungen    | Pic-No. |
|---|---------|---------------|-----------------------|-----------------------|----|------------------------|---------|
|    | 1.17161 |               | pole ring             | Polring               | 1  | ABS                    |         |
|    | 1.17105 |               | o-ring<br>95 x 6      | O-Ring<br>95 x 6      | 1  | AD 1100 P              |         |
|    | 1.17108 |               | o-ring<br>14,3 x 2,4  | O-Ring<br>14,3 x 2,4  | 10 | AD 1100 P              |         |
|  | 1.17100 |               | o-ring<br>100 x 6,5   | O-Ring<br>100 x 6,5   | 1  | AD/ADA 1500 P          |         |
|   | 1.16229 |               | o-ring<br>249,3 x 5,7 | O-Ring<br>249,3 x 5,7 | 1  | AD/ADA 1500 P          |         |
|   | 1.17106 |               | o-ring                | O-Ring                | 1  | AD 1100 P - RBP/RP 730 |         |

# HUBS & WHEELS - rear axle






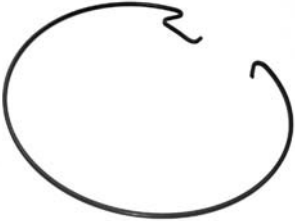

NABEN & RÄDER - Hinterachse

**09 B - 04**

GROUP

PAGE



|   | DT-No.  | Reference-No. | Description     | Beschreibung      | PU | Notes / Bemerkungen               | Pic-No. |
|---|---------|---------------|-----------------|-------------------|----|-----------------------------------|---------|
|    | 1.17241 |               | roller bearing  | Rollenlager       | 1  | ADA 1100<br>ADA 1300<br>AD 1100 P |         |
|    | 1.17244 |               | roller bearing  | Rollenlager       | 1  | AD/ADA 1500 P                     |         |
|    | 1.17190 |               | distance sleeve | Distanzhülse      | 1  | ADA 1100<br>ADA 1300              |         |
|  | 1.17098 |               | washer          | Scheibe           | 1  | ADA 1100<br>ADA 1300              |         |
|  | 1.17044 |               | lock washer     | Sicherungsscheibe | 1  | ADA 1100<br>ADA 1300              |         |
|  | 1.17064 |               | lock ring       | Sicherungsring    | 1  | AD/ADA 1500 P                     |         |
|  | 1.17066 |               | lock plate      | Sicherungsscheibe | 1  | AD/ADA 1500 P                     |         |

# HUBS & WHEELS - rear axle

NABEN & RÄDER - Hinterachse

**09 B - 05**

GROUP

PAGE



|   | DT-No.  | Reference-No. | Description    | Beschreibung            | PU | Notes / Bemerkungen  | Pic-No. |
|---|---------|---------------|----------------|-------------------------|----|----------------------|---------|
|    | 1.16359 |               | lock nut       | Sicherungsmutter        | 1  | ADA 1100<br>ADA 1300 |         |
|    | 1.16361 |               | lock nut right | Sicherungsmutter rechts | 1  | AD/ADA 1500 P        |         |
|    | 1.16362 |               | lock nut left  | Sicherungsmutter links  | 1  | AD/ADA 1500 P        |         |
|  | 1.16368 |               | drive gear     | Antriebsrad             | 1  | AD/ADA 1500 P        |         |
|  | 1.17092 |               | gasket         | Dichtung                | 1  | AD 1100 P            |         |
|  | 1.16374 |               | lock plate     | Sicherungsplatte        | 1  | AD/ADA 1500 P        |         |

# HUBS & WHEELS - rear axle

NABEN & RÄDER - Hinterachse

**09 B - 06**

GROUP

PAGE



|   | DT-No.  | Reference-No. | Description        | Beschreibung       | PU | Notes / Bemerkungen               | Pic-No. |
|---|---------|---------------|--------------------|--------------------|----|-----------------------------------|---------|
|      | 1.16471 |               | lock plate         | Sicherungsplatte   | 1  | AD/ADA 1500 P                     |         |
|      | 1.17110 |               | ball bearing       | Kugellager         | 1  | AD/ADA 1500 P                     |         |
|      | 1.16601 |               | planetary gear     | Planetenrad        | 1  | AD/ADA 1500 P                     |         |
| A  | 1.16600 |               | sun gear           | Sonnenrad          | 1  | AD/ADA 1500 P                     | A       |
|   | 1.16602 |               | gear               | Zahnrad            | 1  | AD/ADA 1500 P                     | -       |
|    | 1.17126 |               | lock plate         | Sicherungsplatte   | 1  | AD/ADA 1500 P                     |         |
|    | 1.16472 |               | lock ring          | Sicherungsring     | 10 | AD/ADA 1500 P                     |         |
|    | 1.17049 |               | stud               | Stiftschraube      | 10 | ADA 1100<br>ADA 1300<br>AD 1100 P |         |
|    | 1.17047 |               | sleeve for 1.17049 | Hülse für 1.17049  | 10 |                                   |         |
|    | 1.17048 |               | nut for 1.17049    | Mutter für 1.17049 | 10 |                                   |         |

The original numbers of the vehicle manufacturer may be used for comparison purposes only and must not be mentioned on invoices to vehicle owners.

# HUBS & WHEELS - rear axle

NABEN & RÄDER - Hinterachse

**09 B - 07**

GROUP

PAGE



|   | DT-No.  | Reference-No. | Description                                     | Beschreibung                                | PU | Notes / Bemerkungen               | Pic-No. |
|---|---------|---------------|---|---|----|-----------------------------------|---------|
|    | 1.10144 |               | screw   | Schraube                                    | 10 | AD 1100 P                         |         |
|    | 1.16384 |               | screw<br>M 8 x 16                               | Schraube<br>M 8 x 16                        | 10 | AD/ADA 1500 P                     |         |
|    | 1.17035 |               | wheel bolt                                      | Radbolzen                                   | 1  | ADA 1100<br>ADA 1300<br>AD 1100 P |         |
|   | 1.17131 |               | wheel bolt<br>for trucks with<br>aluminium rims | Radbolzen<br>für LKW mit<br>Aluminiumfelgen | 1  | AD 1100 P                         |         |
|  | 1.17039 |               | wheel bolt                                      | Radbolzen                                   | 1  | AD/ADA 1500 P                     |         |
|  | 1.17026 |               | wheel nut                                       | Radmutter                                   | 1  |                                   |         |
|  | 1.29003 |               | wheel nut cap                                   | Radmutterkappe                              | 1  |                                   |         |
|  | 1.17041 |               | rim bolt<br>for spoke wheels                    | Felgenbolzen<br>für Speichenräder           | 1  |                                   |         |

The original numbers of the vehicle manufacturer may be used for comparison purposes only and must not be mentioned on invoices to vehicle owners.

# HUBS & WHEELS - rear axle

NABEN & RÄDER - Hinterachse

**09 B - 08**

GROUP

PAGE



**DT-No.**

Reference-No.

**Description**

Beschreibung

PU

**Notes / Bemerkungen**

Pic-No.

**1.17018**



rim nut

Felgenmutter

1

**1.17060**



rim clamp

Felgenklemme

1

**1.17065**



washer  
for 1.17018

Scheibe  
für 1.17018

10

**1.17052**



cotter pin  
for 1.17018

Splint  
für 1.171018

10



# HUBS & WHEELS - lift axle

NABEN & RÄDER - Liftachse

**09 C - 01**

GROUP

PAGE



|   | DT-No.  | Reference-No. | Description    | Beschreibung    | PU | Notes / Bemerkungen | Pic-No. |
|---|---------|---------------|----------------|-----------------|----|---------------------|---------|
|    | 1.17233 |               | roller bearing | Rollenlager     | 1  | ASA 70              |         |
|    | 1.17238 |               | roller bearing | Rollenlager     | 1  | ASA 70              |         |
|    | 1.17234 |               | roller bearing | Rollenlager     | 1  | ASA 80              |         |
|   | 1.17239 |               | roller bearing | Rollenlager     | 1  | ASA 80              |         |
|  | 1.17245 |               | bearing        | Lager           | 1  | ASA 700             |         |
|  | 1.17241 |               | roller bearing | Rollenlager     | 1  | AS 900<br>AS 1300   |         |
|  | 1.17011 |               | oil seal       | Wellendichtring | 1  | ASA 70              |         |
|  | 1.17015 |               | oil seal       | Wellendichtring | 1  | ASA 80              |         |

# HUBS & WHEELS - lift axle





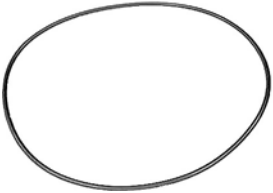
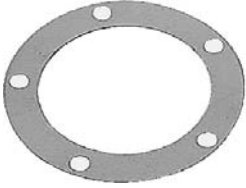

NABEN & RÄDER - Liftachse

**09 C - 02**

GROUP

PAGE



|   | DT-No.  | Reference-No. | Description                    | Beschreibung                              | PU | Notes / Bemerkungen | Pic-No. |
|---|---------|---------------|--------------------------------|---|----|---------------------|---------|
|    | 1.17014 |               | oil seal                       | Wellendichtring                           | 1  | ASA 80              |         |
|    | 1.17006 |               | oil seal<br><u>old version</u> | Wellendichtring<br><u>alte Ausführung</u> | 1  | AS 900<br>AS 1300   |         |
|    | 1.17181 |               | oil seal<br><u>new version</u> | Wellendichtring<br><u>neue Ausführung</u> | 1  | AS 900<br>AS 1300   |         |
|  | 1.17102 |               | o-ring                         | O-Ring                                    | 10 | ASA 70              |         |
|  | 1.17104 |               | o-ring                         | O-Ring                                    | 10 | ASA 700             |         |
|  | 1.17050 |               | gasket                         | Dichtung                                  | 1  | ASA 70              |         |
|  | 1.17086 |               | plug<br>hub cover              | Stopfen<br>Nabendeckel                    | 10 | ASA 700             |         |

# HUBS & WHEELS - lift axle

NABEN & RÄDER - Liftachse

**09 C - 03**

GROUP

PAGE



|   | DT-No.  | Reference-No. | Description     | Beschreibung      | PU | Notes / Bemerkungen | Pic-No. |
|---|---------|---------------|-----------------|-------------------|----|---------------------|---------|
|    | 1.17190 |               | distance sleeve | Distanzhülse      | 1  | AS 900<br>AS 1300   |         |
|    | 1.17095 |               | washer          | Scheibe           | 1  | ASA 70              |         |
|    | 1.17042 |               | lock washer     | Sicherungsscheibe | 1  | ASA 70              |         |
|  | 1.17043 |               | lock washer     | Sicherungsscheibe | 1  | ASA 80              |         |
|  | 1.17068 |               | washer          | Scheibe           | 1  | ASA 700             |         |
|  | 1.17069 |               | lock ring       | Sperring          | 1  | ASA 700             |         |
|  | 1.17098 |               | washer          | Scheibe           | 1  | AS 900<br>AS 1300   |         |
|  | 1.17044 |               | lock washer     | Sicherungsscheibe | 1  | AS 900<br>AS 1300   |         |

# HUBS & WHEELS - lift axle

NABEN & RÄDER - Liftachse

**09 C - 04**

GROUP

PAGE



|   | DT-No.  | Reference-No. | Description                                    | Beschreibung                               | PU | Notes / Bemerkungen         | Pic-No. |
|---|---------|---------------|--|--|----|-----------------------------|---------|
|    | 1.16364 |               | nut  | Mutter                                     | 1  | ASA 70                      |         |
|    | 1.17075 |               | nut  | Mutter                                     | 1  | ASA 700                     |         |
|    | 1.16359 |               | nut  | Mutter                                     | 1  | AS 900<br>AS 1300           |         |
|  | 1.17007 |               | seal ring                                      | Dichtring                                  | 1  | AS 900<br>AS 1300           |         |
|  | 1.17130 |               | wheel bolt                                     | Radbolzen                                  | 1  | ASA 70                      |         |
|  | 1.17035 |               | wheel bolt<br>for trucks with<br>aluminium rim | Radbolzen<br>für LKW mit<br>Aluminiumfelge | 1  | ASA 70<br>ASA 80<br>AS 900  |         |
|  | 1.17131 |               | wheel bolt<br>for trucks with<br>aluminium rim | Radbolzen<br>für LKW mit<br>Aluminiumfelge | 1  | ASA 80<br>AS 900<br>AS 1300 |         |

# HUBS & WHEELS - lift axle

NABEN & RÄDER - Liftachse

**09 C - 05**

GROUP

PAGE



**DT-No.**

Reference-No.

**Description**

Beschreibung

PU

**Notes / Bemerkungen**

Pic-No.

**1.17034**



wheel bolt

Radbolzen

1

ASA 700

**1.17028**



wheel bolt  
for trucks with  
aluminium rim

Radbolzen  
für LKW mit  
Aluminiumfelge

1

ASA 700

**1.17026**



wheel nut

Radmutter

1

**1.29003**



nut cap  
for 1.17026

Radmutterkappe  
für 1.17026

1

# BRAKE SYSTEM - wheel brake, front

BREMSSYSTEM - Radbremse, vorne

# 10 A - 01

GROUP

PAGE



|  | DT-No.  | Reference-No. | Description                                       | Beschreibung   | PU | Notes / Bemerkungen | Pic-No. |
|--|---------|---------------|---|--|----|---------------------|---------|
|  | 1.18703 |               | brake drum 7"                                     | Bremstrommel 7"  | 1  |                     | A       |
|  | 1.18709 |               | brake drum 8"<br>old version                      | Bremstrommel 8"<br>alte Ausführung                       | 1  |                     | -       |
|  | 1.18711 |               | brake drum 8"<br>new version<br>with extra groove | Bremstrommel 8"<br>neue Ausführung<br>mit zusätzl. Rille | 1  |                     | -       |
|  | 1.18705 |               | brake drum  | Bremstrommel   | 1  | AS 900              | -       |
|  | 1.18704 |               | brake drum<br>178 mm                              | Bremstrommel<br>178 mm                                   | 1  | ASA 70              | -       |
|  |         |               |   |  |    |                     |         |
|  | 1.18770 |               | brake shoe 7"                                     | Bremsbacke 7"  | 1  |                     |         |
|  | 1.18771 |               | brake shoe 8"                                     | Bremsbacke 8"  | 1  |                     |         |
|  |         |               |   |  |    |                     |         |
|  | 1.35023 |               | brake lining 7"<br>for one wheel                  | Bremsbelag 7"<br>für ein Rad                             | 1  |                     |         |
|  | 1.35001 |               | brake lining 7"<br>for one axle                   | Bremsbelag 7"<br>für eine Achse                          | 1  |                     |         |
|  | 1.35040 |               | brake lining 7"<br>oversize<br>for one wheel      | Bremsbelag 7"<br>Übergrösse<br>für ein Rad               | 1  |                     |         |
|  | 1.35009 |               | brake lining 7"<br>oversize<br>for one axle       | Bremsbelag 7"<br>Übergrösse<br>für eine Achse            | 1  |                     |         |
|  |         |               |   |  |    |                     |         |

# BRAKE SYSTEM - wheel brake, front

BREMSSYSTEM - Radbremse, vorne

**10 A - 02**

GROUP

PAGE



DT-No.

Reference-No.

Description

Beschreibung

PU

Notes / Bemerkungen

Pic-No.

1.35022

brake lining 8"  
for one wheel

Bremsbelag 8"  
für ein Rad

1

1.35000

brake lining 8"  
for one axle

Bremsbelag 8"  
für eine Achse

1

1.35041

brake lining 8"  
oversize  
for one wheel

Bremsbelag 8"  
Übergrösse  
für ein Rad


1

1.35008

brake lining 8"  
oversize  
for one axle

Bremsbelag 8"  
Übergrösse  
für eine Achse

1



1.18730

rivet

Niet

100



1.35070

repair kit  
brake shoe

Reparaturset  
Bremsbacke

1



1.18203

bushing  
brake shoe  
included in  
1.35070

Buchse  
Bremsbacke  
enthalten in  
1.35070

1



1.18204

brake shoe roller  
included in  
1.35070

Bremsbackenrolle  
enthalten in  
1.35070

1



# BRAKE SYSTEM - wheel brake, front







BREMSSYSTEM - Radbremse, vorne

**10 A - 03**

GROUP

PAGE



|   | DT-No.  | Reference-No. | Description                 | Beschreibung                | PU | Notes / Bemerkungen   | Pic-No. |
|---|---------|---------------|-----------------------------|-----------------------------|----|-----------------------|---------|
|    | 1.18207 |               | bushing included in 1.18204 | Buchse enthalten in 1.18204 | 1  |                       |         |
|    | 1.18238 |               | o-ring for 1.18207          | O-Ring für 1.18207          | 10 |                       |         |
|    | 1.18206 |               | roller bolt                 | Rollenbolzen                | 1  |                       |         |
|    | 1.18185 |               | cotter pin for 1.18206      | Spannstift für 1.18206      | 10 |                       |         |
|   | 4.70048 |               | spring                      | Feder                       | 1  |                       |         |
|  | 1.18239 |               | pin for 4.70048             | Stift für 4.70048           | 10 |                       |         |
|   | 1.18191 |               | brake shield                | Bremsschild                 | 1  | AM/AMA 740<br>AMA 860 |         |
|   | 1.18192 |               | brake shield                | Bremsschild                 | 1  | ASA 80 / 1000         |         |
|   | 1.18665 |               | brake shield                | Bremsschild                 | 1  | ASA 70                |         |





# BRAKE SYSTEM - wheel brake, front

BREMSSYSTEM - Radbremse, vorne

**10 A - 04**

GROUP

PAGE

|    | DT-No.  | Reference-No. | Description           | Beschreibung               | PU | Notes / Bemerkungen | Pic-No. |
|---|---------|---------------|-----------------------|----------------------------|----|---------------------|---------|
|    | 1.18217 |               | control cap           | Kontrollkappe              | 1  |                     |         |
|    | 1.18184 |               | brake shoe bolt       | Bremsbackenbolzen          | 1  |                     |         |
|    | 1.18219 |               | lock plate            | Sicherungsplatte           | 1  |                     |         |
|   | 1.18212 |               | lock ring for 1.18219 | Sicherungsring für 1.18219 | 10 |                     |         |
|  | 1.17103 |               | o-ring for 1.18219    | O-Ring für 1.18219         | 10 |                     |         |
|  | 1.18179 |               | camshaft, left        | Nockenwelle, links         | 1  |                     |         |
|   | 1.18790 |               | camshaft, right       | Nockenwelle, rechts        | 1  |                     |         |
|  | 1.18235 |               | bushing for camshaft  | Buchse für Nockenwelle     | 1  |                     |         |
|  | 1.24258 |               | seal ring for 1.18235 | Dichtring für 1.18235      | 1  |                     |         |
|  | 1.18186 |               | cover                 | Deckel                     | 1  |                     |         |

# BRAKE SYSTEM - wheel brake, front







BREMSSYSTEM - Radbremse, vorne

# 10 A - 05

GROUP

PAGE



|   | DT-No.  | Reference-No. | Description                                      | Beschreibung   | PU | Notes / Bemerkungen | Pic-No. |
|---|---------|---------------|--|--|----|---------------------|---------|
|     | 1.18616 |               | slack adjuster<br>automatic<br>lever type: left  | Gestängesteller<br>automatisch<br>Hebeltyp: links    | 1  | AMD 900             |         |
|   | 1.18617 |               | slack adjuster<br>automatic<br>lever type: right | Gestängesteller<br>automatisch<br>Hebeltyp: rechts   | 1  | AMD 900             |         |
|   | 1.18631 |               | slack adjuster<br>automatic<br>lever type: left  | Gestängesteller<br>automatisch<br>Hebeltyp: links    | 1  |                     |         |
|   | 1.18630 |               | slack adjuster<br>automatic<br>lever type: right | Gestängesteller<br>automatisch<br>Hebeltyp: rechts   | 1  |                     |         |
|    | 1.18635 |               | slack adjuster<br>manual<br>lever type: left     | Gestängesteller<br>manuell<br>Hebeltyp: links        | 1  |                     |         |
|   | 1.18636 |               | slack adjuster<br>manual<br>lever type: right    | Gestängesteller<br>manuell<br>Hebeltyp: rechts       | 1  |                     |         |
|  | 1.31873 |               | repair kit<br>for manual slack<br>adjusters      | Reparatursatz<br>für manuelle<br>Gestängesteller     | 1  |                     |         |
|   | 1.31874 |               | repair kit<br>for manual slack<br>adjusters      | Reparatursatz<br>für manuelle<br>Gestängesteller     | 1  |                     |         |
|  | 1.31870 |               | repair kit<br>for automatic<br>slack adjusters   | Reparatursatz<br>für automatische<br>Gestängesteller | 1  |                     |         |
|   | 1.31871 |               | repair kit<br>for automatic<br>slack adjusters   | Reparatursatz<br>für automatische<br>Gestängesteller | 1  |                     |         |

# BRAKE SYSTEM - wheel brake, front


BREMSSYSTEM - Radbremse, vorne

**10 A - 06**

GROUP

PAGE



|   | DT-No.  | Reference-No. | Description                              | Beschreibung                                   | PU | Notes / Bemerkungen | Pic-No. |
|---|---------|---------------|--|--|----|---------------------|---------|
|    | 1.31872 |               | repair kit for automatic slack adjusters | Reparatursatz für automatische Gestängesteller | 1  |                     |         |
|    | 1.18128 |               | shaft automatic slack adjuster           | Welle automatische Gestängesteller             | 1  |                     |         |
|   | 1.18760 |               | brake disc                               | Bremsscheibe                                   | 1  |                     |         |
|  | 1.35030 |               | brake lining kit without wear indicator  | Bremselagsatz ohne Verschleiss-anzeiger        | 1  |                     |         |
|  | 1.18780 |               | brake caliper right                      | Bremssattel rechts                             | 1  | AM, ASA             |         |
|   | 1.18781 |               | brake caliper left                       | Bremssattel links                              | 1  | AM, ASA             |         |
|   | 1.18782 |               | brake caliper right                      | Bremssattel rechts                             | 1  | AMA                 |         |
|   | 1.18783 |               | brake caliper left                       | Bremssattel links                              | 1  | AMA                 |         |
|  | 1.35063 |               | kit brake caliper                        | Satz Bremssattel                               | 1  |                     |         |

# BRAKE SYSTEM - wheel brake, front

BREMSSYSTEM - Radbremse, vorne

**10 A - 07**

GROUP

PAGE



DT-No.

Reference-No.

Description

Beschreibung

PU

Notes / Bemerkungen

Pic-No.

1.21610

kit  
wear indicator

Satz  
Verschleiss-  
anzeiger

1 AM



1.35066

repair kit

Reparatursatz

1 AM, ASA



1.35067

sealing kit

Dichtungssatz

1



1.35068

repair kit

Reparatursatz

1



1.35069

repair kit

Reparatursatz

1



1.35062

repair kit

Reparatursatz

1



# BRAKE SYSTEM - wheel brake, front

BREMSSYSTEM - Radbremse, vorne

**10 A - 08**

GROUP

PAGE



**DT-No.**

Reference-No.

**Description**

Beschreibung

PU

**Notes / Bemerkungen**

Pic-No.

**1.35060**

repair kit

Reparatursatz

1



**1.35065**

repair kit

Reparatursatz

1



# BRAKE SYSTEM - wheel brake, rear

BREMSSYSTEM - Radbremse, hinten

# 10 B - 01

GROUP

PAGE



|  | DT-No.  | Reference-No. | Description   | Beschreibung   | PU | Notes / Bemerkungen | Pic-No. |
|--|---------|---------------|---|--|----|---------------------|---------|
|  | 1.18709 |               | brake drum 8"<br><u>old version</u>                             | Bremstrommel 8"<br><u>alte Ausführung</u>                              | 1  |                     | -       |
|  | 1.18711 |               | brake drum 8"<br><u>new version</u><br><u>with extra groove</u> | Bremstrommel 8"<br><u>neue Ausführung</u><br><u>mit zusätzl. Rille</u> | 1  |                     | -       |
|  | 1.18706 |               | brake drum 10"  | Bremstrommel 10"   | 1  |                     | A       |
| <div data-bbox="94 532 834 1014" data-label="Image"> </div>  |         |               |   |  |    |                     |         |
|  | 1.18771 |               | brake shoe 8"   | Bremsbacke 8"  | 1  |                     |         |
|  | 1.18772 |               | brake shoe 10"  | Bremsbacke 10"   | 1  |                     |         |
| <div data-bbox="94 1028 435 1350" data-label="Image"> </div> |         |               |   |  |    |                     |         |
|  | 1.35022 |               | brake lining 8"<br><u>for one wheel</u>                         | Bremsbelag 8"<br><u>für ein Rad</u>                                    | 1  |                     |         |
|  | 1.35000 |               | brake lining 8"<br><u>for one axle</u>                          | Bremsbelag 8"<br><u>für eine Achse</u>                                 | 1  |                     |         |
|  | 1.35041 |               | brake lining 8"<br><u>oversize</u><br><u>for one wheel</u>      | Bremsbelag 8"<br><u>Übergrösse</u><br><u>für ein Rad</u>               | 1  |                     |         |
|  | 1.35008 |               | brake lining 8"<br><u>oversize</u><br><u>for one axle</u>       | Bremsbelag 8"<br><u>Übergrösse</u><br><u>für eine Achse</u>            | 1  |                     |         |
| <div data-bbox="94 1809 834 2139" data-label="Image"> </div> |         |               |   |  |    |                     |         |

# BRAKE SYSTEM - wheel brake, rear

BREMSSYSTEM - Radbremse, hinten

**10 B - 02**

GROUP

PAGE



DT-No.

Reference-No.

Description

Beschreibung

PU

Notes / Bemerkungen

Pic-No.

1.35042

brake lining 10"  
for one wheel

Bremsbelag 10"  
für ein Rad

1

1.35007

brake lining 10"  
for one axle

Bremsbelag 10"  
für eine Achse

1

1.35043

brake lining 10"  
oversize  
for one wheel

Bremsbelag 10"  
Übergrösse  
für ein Rad


1

1.35006

brake lining 10"  
oversize  
for one axle

Bremsbelag 10"  
Übergrösse  
für eine Achse

1



1.18730

rivet

Niet

100



1.35070

repair kit  
brake shoe

Reparaturset  
Bremsbacke

1



1.18203

bushing  
brake shoe  
included in  
1.35070

Buchse  
Bremsbacke  
enthalten in  
1.35070

1



1.18204

brake shoe roller  
included in  
1.35070

Bremsbackenrolle  
enthalten in  
1.35070

1



# BRAKE SYSTEM - wheel brake, rear







BREMSSYSTEM - Radbremse, hinten

**10 B - 03**

GROUP

PAGE



|   | DT-No.  | Reference-No. | Description                 | Beschreibung                | PU | Notes / Bemerkungen           | Pic-No. |
|---|---------|---------------|-----------------------------|-----------------------------|----|-------------------------------|---------|
|    | 1.18207 |               | bushing included in 1.18204 | Buchse enthalten in 1.18204 | 1  |                               |         |
|    | 1.18238 |               | o-ring for 1.18207          | O-Ring für 1.18207          | 10 |                               |         |
|    | 1.18206 |               | roller bolt                 | Rollenbolzen                | 1  |                               |         |
|    | 1.18185 |               | cotter pin for 1.18206      | Spannstift für 1.18206      | 10 |                               |         |
|    | 4.70048 |               | spring                      | Feder                       | 1  |                               |         |
|  | 1.18239 |               | pin for 4.70048             | Stift für 4.70048           | 10 |                               |         |
|   | 1.18198 |               | brake shield                | Bremsschild                 | 1  | AD / ADA                      |         |
|   | 1.18666 |               | brake shield 203 mm         | Bremsschild 203 mm          | 1  | AD/ADA 1500 (RP 832) 4x4, 6x6 |         |
|   | 1.18192 |               | brake shield                | Bremsschild                 | 1  | AD/ADA 1500 (RP 832)          |         |
|   | 1.18197 |               | brake shield spoke wheels   | Bremsschild Speichenräder   | 1  | AD/ADA 1500 (RP 832)          |         |





# BRAKE SYSTEM - wheel brake, rear

BREMSSYSTEM - Radbremse, hinten

**10 B - 04**

GROUP

PAGE

|    | DT-No.  | Reference-No. | Description                    | Beschreibung                           | PU | Notes / Bemerkungen | Pic-No. |
|---|---------|---------------|--------------------------------|--|----|---------------------|---------|
|    | 1.18217 |               | control cap                    | Kontrollkappe                          | 1  |                     |         |
|    | 1.18184 |               | brake shoe bolt                | Bremsbackenbolzen                      | 1  |                     |         |
|    | 1.18219 |               | lock plate                     | Sicherungsplatte                       | 1  |                     |         |
|    | 1.18212 |               | lock ring for 1.18219          | Sicherungsring für 1.18219             | 10 |                     |         |
|  | 1.17103 |               | o-ring for 1.18219             | O-Ring für 1.18219                     | 10 |                     |         |
|  | 1.18791 |               | camshaft, left 8" brake drum   | Nockenwelle, links, 8" Brems-trommel   | 1  |                     |         |
|   | 1.18792 |               | camshaft, right 8" brake drum  | Nockenwelle, rechts, 8" Brems-trommel  | 1  |                     |         |
|   | 1.18793 |               | camshaft, left 10" brake drum  | Nockenwelle, links, 10" Brems-trommel  | 1  |                     |         |
|   | 1.18794 |               | camshaft, right 10" brake drum | Nockenwelle, rechts, 10" Brems-trommel | 1  |                     |         |
|  | 1.16259 |               | bushing for camshaft           | Buchse für Nockenwelle                 | 1  |                     |         |
|  | 1.18187 |               | seal ring for 1.16259          | Dichtring für 1.16259                  | 1  |                     |         |
|  | 1.18233 |               | seal ring for 1.16259          | Dichtring für 1.16259                  | 1  |                     |         |

The original numbers of the vehicle manufacturer may be used for comparison purposes only and must not be mentioned on invoices to vehicle owners.

# BRAKE SYSTEM - wheel brake, rear

BREMSSYSTEM - Radbremse, hinten

**10 B - 05**

GROUP

PAGE



|   | DT-No.         | Reference-No. | Description                                      | Beschreibung   | PU | Notes / Bemerkungen  | Pic-No. |
|---|----------------|---------------|--|--|----|----------------------|---------|
|    | <b>1.18188</b> |               | ring   | Ring   | 1  |                      |         |
|    | <b>1.18627</b> |               | slack adjuster<br>automatic<br>lever type: left  | Gestängesteller<br>automatisch<br>Hebeltyp: links    | 1  |                      |         |
|   | <b>1.18634</b> |               | slack adjuster<br>automatic<br>lever type: right | Gestängesteller<br>automatisch<br>Hebeltyp: rechts   | 1  |                      |         |
|    | <b>1.18618</b> |               | slack adjuster<br>automatic<br>lever type: left  | Gestängesteller<br>automatisch<br>Hebeltyp: links    | 1  | AD 1100 P - 4x4, 6x6 |         |
|   | <b>1.18619</b> |               | slack adjuster<br>automatic<br>lever type: right | Gestängesteller<br>automatisch<br>Hebeltyp: rechts   | 1  | AD 1100 P - 4x4, 6x6 |         |
|  | <b>1.18110</b> |               | slack adjuster<br>manual<br>lever type: left     | Gestängesteller<br>manuell<br>Hebeltyp: links        | 1  |                      |         |
|   | <b>1.18111</b> |               | slack adjuster<br>manual<br>lever type: right    | Gestängesteller<br>manuell<br>Hebeltyp: rechts       | 1  |                      |         |
|  | <b>1.31873</b> |               | repair kit<br>for manual slack<br>adjusters      | Reparatursatz<br>für manuelle<br>Gestängesteller     | 1  |                      |         |
|   | <b>1.31874</b> |               | repair kit<br>for manual slack<br>adjusters      | Reparatursatz<br>für manuelle<br>Gestängesteller     | 1  |                      |         |
|  | <b>1.31870</b> |               | repair kit<br>for automatic<br>slack adjusters   | Reparatursatz<br>für automatische<br>Gestängesteller | 1  |                      |         |

# BRAKE SYSTEM - wheel brake, rear

BREMSSYSTEM - Radbremse, hinten

**10 B - 06**

GROUP

PAGE



|  | DT-No.  | Reference-No. | Description                              | Beschreibung                                   | PU | Notes / Bemerkungen | Pic-No. |
|--|---------|---------------|--|--|----|---------------------|---------|
|  | 1.31871 |               | repair kit for automatic slack adjusters | Reparatursatz für automatische Gestängesteller | 1  |                     |         |
|  | 1.31872 |               | repair kit for automatic slack adjusters | Reparatursatz für automatische Gestängesteller | 1  |                     |         |
|  | 1.18128 |               | shaft automatic slack adjuster           | Welle automatische Gestängesteller             | 1  |                     |         |
|  | 1.18760 |               | brake disc                               | Bremsscheibe                                   | 1  |                     |         |
|  | 1.35030 |               | brake lining kit without wear indicator  | Bremssbelagsatz ohne Verschleiss-anzeiger      | 1  |                     |         |
|  | 1.18780 |               | brake caliper right                      | Bremssattel rechts                             | 1  |                     |         |
|  | 1.18781 |               | brake caliper left                       | Bremssattel links                              | 1  |                     |         |

# BRAKE SYSTEM - wheel brake, rear

BREMSSYSTEM - Radbremse, hinten

**10 B - 07**

GROUP

PAGE



DT-No.

Reference-No.

Description

Beschreibung

PU

Notes / Bemerkungen

Pic-No.



1.35063

kit  
brake caliper

Satz  
Bremsattel

1

1.21610

kit  
wear indicator

Satz  
Verschleiss-  
anzeiger

1



1.35066

repair kit

Reparatursatz

1



1.35067

sealing kit

Dichtungssatz

1



1.35062

repair kit

Reparatursatz

1



# BRAKE SYSTEM - brake cylinder

BREMSSYSTEM - Bremszylinder

**10 C - 01**

GROUP

PAGE



**DT-No.**

Reference-No.

**Description**

Beschreibung

PU

**Notes / Bemerkungen**

Pic-No.

**A**



**1.18880**

spring brake chamber  
type 16 / 80

Federspeicher-  
bremszylinder  
Typ 16 / 80

1

-

**1.18882**

spring brake chamber  
type 20 / 24

Federspeicher-  
bremszylinder  
Typ 20 / 24

1

-

**1.18883**

spring brake chamber  
type 20 / 24  
W: 925 430 026 0

Federspeicher-  
bremszylinder  
Typ 20 / 24  
W: 925 430 026 0

1

-

**1.18881**

spring brake chamber  
type 20 / 24  
W: 925 430 005 0

Federspeicher-  
bremszylinder  
Typ 20 / 24  
W: 925 430 005 0

1

-

**1.18893**

spring brake chamber  
type 20 / 24

Federspeicher-  
bremszylinder  
Typ 20 / 24

1

-

**1.18884**

spring brake chamber  
type 20 / 105

Federspeicher-  
bremszylinder  
Typ 20 / 105

1

-

**1.18891**

spring brake chamber  
type 24 / 14

Federspeicher-  
bremszylinder  
Typ 24 / 14

1

-

**1.18885**

spring brake chamber  
type 24 / 24  
W: 925 431 033 0

Federspeicher-  
bremszylinder  
Typ 24 / 24  
W: 925 431 033 0

1

A

**B**



**1.18886**

spring brake chamber  
type 24 / 24  
W: 925 431 063 0

Federspeicher-  
bremszylinder  
Typ 24 / 24  
W: 925 431 063 0

1

-

**1.18890**

spring brake chamber  
type 24 / 30

Federspeicher-  
bremszylinder  
Typ 24 / 30

1

-

**1.18889**

spring brake chamber  
type 24 / 30 HD

Federspeicher-  
bremszylinder  
Typ 24 / 30 HD

1

-

**1.18887**

spring brake chamber  
type 30 / 24

Federspeicher-  
bremszylinder  
Typ 30 / 24

1

B

**1.18888**

spring brake chamber  
type 30 / 30

Federspeicher-  
bremszylinder  
Typ 30 / 30

1

-

# BRAKE SYSTEM - brake cylinder

BREMSSYSTEM - Bremszylinder

**10 C - 02**

GROUP

PAGE



|         | DT-No.  | Reference-No. | Description                                   | Beschreibung                                 | PU     | Notes / Bemerkungen | Pic-No. |
|---------|---------|---------------|---|--|--------|---------------------|---------|
|         | 1.18052 |               | brake cylinder<br>Type 16                     | Bremszylinder<br>Typ 16                      | 1      |                     |         |
|         | 1.18896 |               | brake cylinder<br>Type 20                     | Bremszylinder<br>Typ 20                      | 1      |                     |         |
|         | 1.18878 |               | brake cylinder<br>type 24<br>W: 423 106 450 0 | Bremszylinder<br>Typ 24<br>W: 423 106 450 0  | 1      |                     |         |
|         | 1.18899 |               | brake cylinder<br>type 24                     | Bremszylinder<br>Typ 24                      | 1      |                     |         |
|         | 1.18892 |               | brake cylinder<br>type 24<br>K: BS 2503       | Bremszylinder<br>Typ 24<br>K: BS 2503        | 1      |                     |         |
|         | 1.18020 |               | link yoke<br>pin 5/8"<br>complete             | Gabelgelenkkopf<br>Bolzen 5/8"<br>komplett   | 10     |                     |         |
|         | 1.18190 |               | link yoke<br>pin 5/8"<br>complete             | Gabelgelenkkopf<br>Bolzen 5/8"<br>komplett   | 10     |                     |         |
|         | 1.18015 |               | link yoke<br>pin = 5/8"<br>complete           | Gabelgelenkkopf<br>Bolzen = 5/8"<br>komplett | 10     |                     |         |
|         | 1.18014 |               | link yoke<br>pin = 1/2"<br>complete           | Gabelgelenkkopf<br>Bolzen = 1/2"<br>komplett | 10     |                     |         |
|         | 1.18024 |               | bolt<br>for 1.18020                           | Bolzen<br>für 1.18020                        | 10     |                     |         |
|         | 1.18021 |               | bolt<br>for 1.18014                           | Bolzen<br>für 1.18014                        | 10     |                     |         |
|         | 1.18022 |               | bolt<br>for 1.18015                           | Bolzen<br>für 1.18015                        | 10     |                     |         |
|         | 1.18030 |               | diaphragm                                     | Membrane                                     | 1      | Typ 9               |         |
|         | 1.18031 |               | diaphragm                                     | Membrane                                     | 1      | Typ 12              |         |
|         | 1.18032 |               | diaphragm                                     | Membrane                                     | 1      | Typ 16              |         |
|         | 1.18033 |               | diaphragm                                     | Membrane                                     | 1      | Typ 20              |         |
|         | 1.18034 |               | diaphragm                                     | Membrane                                     | 1      | Typ 24              |         |
|         | 1.18035 |               | diaphragm                                     | Membrane                                     | 1      | Typ 30              |         |
| 1.18036 |         | diaphragm     | Membrane                                      | 1  | Typ 36 |                     |         |
|         | 4.80158 |               | diaphragm<br>long stroke                      | Membrane<br>Langhub                          | 1      | Typ 16              |         |
|         | 4.80159 |               | diaphragm<br>long stroke                      | Membrane<br>Langhub                          | 1      | Typ 20              |         |
|         | 4.80160 |               | diaphragm<br>long stroke                      | Membrane<br>Langhub                          | 1      | Typ 24              |         |
|         | 4.80161 |               | diaphragm<br>long stroke                      | Membrane<br>Langhub                          | 1      | Typ 30              |         |

# BRAKE SYSTEM - air tank

BREMSSYSTEM - Lufttank

**10 D - 01**

GROUP

PAGE



**DT-No.**

Reference-No.

**Description**

Beschreibung

PU

**Notes / Bemerkungen**

Pic-No.

**1.18390**

air tank  
27 l

Lufttank  
27 l

1

**1.18394**

air tank  
30 l

Lufttank  
30 l

1



**1.12675**

strap  
for 1.18390

Spannband  
für 1.18390

1



**1.18376**

drain valve

Entwässerungs-  
ventil

1



**1.18325**

test connector

Prüfanschluss

1



**1.18304**

overflow valve

Überströmventil

1



# BRAKE SYSTEM - compressor

BREMSSYSTEM - Kompressor

**10 E - 01**

GROUP

PAGE



**DT-No.**

Reference-No.

**Description**

Beschreibung

PU

**Notes / Bemerkungen**

Pic-No.

**1.18507**

compressor  
600 CC

Kompressor  
600 CC

1

D 9  
DSC 12 01 / 02 / 03

**1.18508**

compressor

Kompressor

1

D 11

**1.18493**

compressor

Kompressor

1

DC 11  
DSC 12 05

**1.18509**

compressor

Kompressor

1

DSC 14


**1.18494**

compressor  
1 cylinder  
360 CC

Kompressor  
1 Zylinder  
360 CC

1

DC 11 / 12





# BRAKE SYSTEM - compressor

BREMSSYSTEM - Kompressor

**10 E - 02**

GROUP

PAGE



**DT-No.**

Reference-No.

**Description**

Beschreibung

PU

**Notes / Bemerkungen**

Pic-No.

**1.31781**



repair kit  
for  
1.18507  
1.18493  
1.18509

Reparatursatz  
für  
1.18507  
1.18493  
1.18509

1

**1.31782**



gasket kit  
for  
1.18507  
1.18493  
1.18509

Dichsatz  
für  
1.18507  
1.18493  
1.18509

1

**1.31780**



gasket kit  
for  
1.18507  
1.18493  
1.18509

Dichsatz  
für  
1.18507  
1.18493  
1.18509

1

**1.31783**




repair kit  
for  
1.18507  
1.18493  
1.18509

Reparatursatz  
für  
1.18507  
1.18493  
1.18509

1

**1.31811**



gasket kit  
for  
1.18508

Dichsatz  
für  
1.18508

1

# BRAKE SYSTEM - compressor

BREMSSYSTEM - Kompressor

**10 E - 03**

GROUP

PAGE



DT-No.

Reference-No.

Description

Beschreibung

PU

Notes / Bemerkungen


Pic-No.

**2.94420**

gasket kit  
for  
1.18508

Dichtsatz  
für  
1.18508

1




**1.31775**

piston ring kit  
for  
1.18507  
1.18493

Kolbenringsatz  
für  
1.18507  
1.18493

1



**2.94427**

piston ring kit  
Standard  
for  
1.18508

Kolbenringsatz  
Standard  
für  
1.18508

1



**1.31881**

piston ring kit  
oversize  
for  
1.18508

Kolbenringsatz  
Übergrösse  
für  
1.18508

1



**1.18540**

piston  
Standard  
for  
1.18508

Kolben  
Standard  
für  
1.18508

1

**1.18541**

piston  
oversize 75,5  
for  
1.18508

Kolben  
Übergrösse 75,5  
für  
1.18508

1

**1.18560**

valve plate  
for  
1.18507  
1.18509

Ventilplatte  
für  
1.18507  
1.18509

1



**1.18561**

valve plate  
for  
1.18508

Ventilplatte  
für  
1.18508

1



# BRAKE SYSTEM - compressor







BREMSSYSTEM - Kompressor

**10 E - 04**

GROUP

PAGE



|   | DT-No.  | Reference-No. | Description                                   | Beschreibung                                      | PU | Notes / Bemerkungen | Pic-No. |
|---|---------|---------------|---|---|----|---------------------|---------|
|    | 1.18505 |               | valve plate, cpl.<br>for<br>1.18508           | Ventilplatte, kpl.<br>für<br>1.18508              | 1  |                     |         |
|    | 2.44906 |               | gasket<br>for<br>1.18508                      | Dichtung<br>für<br>1.18508                        | 10 |                     |         |
|   | 2.44907 |               | gasket<br>for<br>1.18508                      | Dichtung<br>für<br>1.18508                        | 10 |                     |         |
|  | 1.18555 |               | cylinder head<br>for<br>1.18508               | Zylinderkopf<br>für<br>1.18508                    | 1  |                     | A       |
|   | 1.18556 |               | cylinder head<br>for<br>1.18493               | Zylinderkopf<br>für<br>1.18493                    | 1  |                     | -       |
|   | 1.18499 |               | cylinder head<br>for<br>1.18509               | Zylinderkopf<br>für<br>1.18509                    | 1  |                     | -       |
|  | 1.18551 |               | cover<br>for<br>1.18507<br>1.18493<br>1.18509 | Abdeckung<br>für<br>1.18507<br>1.18493<br>1.18509 | 1  |                     |         |
|  | 1.24082 |               | o-ring<br>114,5 x 3                           | O-Ring<br>114, 5 x 3                              | 10 |                     |         |

**BRAKE SYSTEM - compressor**

BREMSSYSTEM - Kompressor

**10 E - 05**

GROUP

PAGE



|   | DT-No.  | Reference-No. | Description       | Beschreibung          | PU | Notes / Bemerkungen      | Pic-No. |
|---|---------|---------------|-------------------|-----------------------|----|--------------------------|---------|
|    | 1.24121 |               | washer<br>at gear | Scheibe<br>am Zahnrad | 10 | D 9                      |         |
|    | 1.18609 |               | hose              | Schlauch              | 1  | D 9                      |         |
|    | 1.18611 |               | hose              | Schlauch              | 1  | D 11, DC 11<br>DSC 12    |         |
|   | 1.18612 |               | hose              | Schlauch              | 1  | DSC 12 05                |         |
|  | 1.22145 |               | hose              | Schlauch              | 1  | D 9                      |         |
|  | 1.18606 |               | hose              | Schlauch              | 1  | D 11, DC 11<br>DSC 12 05 |         |
|  | 1.18607 |               | hose              | Schlauch              | 1  | DSC 12 01 / 02 / 03      |         |
|  | 1.18613 |               | hose              | Schlauch              | 1  | DSC 14                   |         |

# BRAKE SYSTEM - compressor





BREMSSYSTEM - Kompressor

**10 E - 06**

GROUP

PAGE



|  | DT-No.  | Reference-No. | Description            | Beschreibung                | PU | Notes / Bemerkungen             | Pic-No. |
|--|---------|---------------|------------------------|-----------------------------|----|---------------------------------|---------|
|   | 1.11714 |               | clamp                  | Schelle                     | 1  |                                 |         |
|   | 1.18522 |               | seal ring              | Dichtring                   | 10 | D 9<br>DC 11                    |         |
|   | 1.18373 |               | safety valve           | Sicherheitsventil           | 1  | D 9 L<br>DC 11<br>DSC 12, DT 12 |         |
|  | 1.18370 |               | safety valve<br>19 bar | Sicherheitsventil<br>19 bar | 1  | DSC 11<br>DSC 14                |         |

# BRAKE SYSTEM - valves

BREMSSYSTEM - Ventile

**10 F - 01**

GROUP

PAGE



|   | DT-No.  | Reference-No. | Description                                 | Beschreibung                                    | PU | Notes / Bemerkungen | Pic-No. |
|---|---------|---------------|---|---|----|---------------------|---------|
|    | 1.18351 |               | 4-circuit protect. valve                    | 4-Kreis-Schutzventil                            | 1  |                     |         |
|    | 1.31785 |               | repair kit for 1.18351<br>Wabco old version | Reparatursatz für 1.18351<br>Wabco alte Version | 1  |                     |         |
|   | 1.18668 |               | valve 12,2 bar                              | Ventil 12,2 bar                                 | 1  |                     |         |
|  | 1.18294 |               | governor                                    | Druckregler                                     | 1  |                     |         |
|  | 1.31802 |               | repair kit for 1.18294<br>Knorr             | Reparatursatz für 1.18294<br>Knorr              | 1  |                     |         |
|  | 1.18306 |               | quick release valve<br><u>old version</u>   | Schnellöseventil<br><u>alte Ausführung</u>      | 1  |                     |         |
|  | 1.18656 |               | quick release valve<br><u>new version</u>   | Schnellöseventil<br><u>neue Ausführung</u>      | 1  |                     |         |

# BRAKE SYSTEM - valves



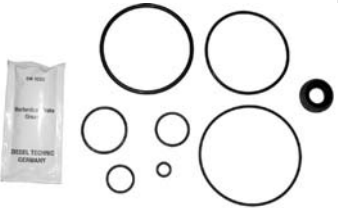




BREMSSYSTEM - Ventile

**10 F - 02**

GROUP

PAGE



|   | DT-No.  | Reference-No. | Description   | Beschreibung   | PU | Notes / Bemerkungen | Pic-No. |
|---|---------|---------------|---|--|----|---------------------|---------|
|    | 1.18326 |               | relay valve<br><u>old version</u>                       | Relaisventil<br><u>alte Ausführung</u>                     | 1  |                     |         |
|    | 1.18297 |               | relay valve<br><u>new version</u>                       | Relaisventil<br><u>neue Ausführung</u>                     | 1  |                     |         |
|   | 1.31861 |               | repair kit<br>for<br>1.18326 (Wabco)<br>1.18297 (Wabco) | Reparatursatz<br>für<br>1.18326 (Wabco)<br>1.18297 (Wabco) | 1  |                     |         |
|  | 1.18657 |               | relay valve<br>Wabco                                    | Relaisventil<br>Wabco                                      | 1  |                     |         |
|  | 1.18660 |               | relay valve   | Relaisventil   | 1  |                     |         |
|  | 1.18658 |               | relay valve<br>Knorr                                    | Relaisventil<br>Knorr                                      | 1  |                     |         |
|  | 1.18375 |               | double check valve                                      | Doppelschaltventil   | 1  |                     |         |

# BRAKE SYSTEM - valves

BREMSSYSTEM - Ventile

**10 F - 03**

GROUP

PAGE



|   | DT-No.  | Reference-No. | Description          | Beschreibung         | PU | Notes / Bemerkungen | Pic-No. |
|---|---------|---------------|----------------------|----------------------|----|---------------------|---------|
|    | 1.25607 |               | solenoid valve       | Magnetventil         | 1  |                     |         |
|    | 1.13078 |               | solenoid valve       | Magnetventil         | 1  |                     |         |
|   | 1.20025 |               | solenoid valve       | Magnetventil         | 1  |                     |         |
|  | 1.18304 |               | overflow valve       | Überströmventil      | 1  |                     |         |
|  | 1.18650 |               | brake valve<br>KNORR | Bremsventil<br>KNORR | 1  |                     |         |
|  | 1.18655 |               | brake valve<br>WABCO | Bremsventil<br>WABCO | 1  |                     |         |



# BRAKE SYSTEM - valves

BREMSSYSTEM - Ventile

**10 F - 04**

GROUP

PAGE



**DT-No.**

Reference-No.

**Description**

Beschreibung

PU

**Notes / Bemerkungen**


Pic-No.

**1.31899**

repair kit  
for 1.18655

Reparatursatz  
für 1.18655

1



**1.18659**

brake valve  
EBS

Bremsventil  
EBS

1



**1.18670**

pressure limiting  
valve  
5,0 bar

Druckbegrenzung-  
ventil  
5,0 bar

1

**1.18671**

pressure limiting  
valve  
6,0 bar

Druckbegrenzung-  
ventil  
6,0 bar

1



**1.18293**

control valve

Reglerventil

1



**1.18286**

control valve

Reglerventil

1

# BRAKE SYSTEM - valves

BREMSSYSTEM - Ventile

**10 F - 05**

GROUP

PAGE



DT-No.

Reference-No.

Description

Beschreibung

PU

Notes / Bemerkungen

Pic-No.

1.18341

load sensitive valve

Lastabhängiges Ventil

1

1.18335

load sensitive valve

Lastabhängiges Ventil

1




1.18331

load sensitive valve

Lastabhängiges Ventil

1



1.18355

spring for 1.18331

Feder für 1.18331

1



1.18902

load sensitive valve

Lastabhängiges Ventil

1



1.18651

valve

Ventil

1



# BRAKE SYSTEM - valves

BREMSSYSTEM - Ventile

**10 F - 06**

GROUP

PAGE



DT-No.

Reference-No.

Description

Beschreibung

PU

Notes / Bemerkungen

Pic-No.

1.18652



hand brake valve

Handbremsventil

1

1.18647



hand brake valve  
KNORR

Handbremsventil  
KNORR

1

1.18354



hand brake valve  
WABCO

Handbremsventil  
WABCO

1

1.18654



trailer relay valve  
WABCO

Anhängerrelais-  
ventil  
WABCO

1

1.18646



trailer relay valve  
KNORR

Anhängerrelais-  
ventil  
KNORR

1

1.18362



silencer

Schalldämpfer

1

# BRAKE SYSTEM - valves

BREMSSYSTEM - Ventile

**10 F - 07**

GROUP

PAGE



DT-No.

Reference-No.

Description

Beschreibung

PU

Notes / Bemerkungen

Pic-No.

1.21146



air pressure sensor

Luftdruckgeber

1

1.21621



air pressure sensor  
for trucks with  
ADR-system

Luftdruckgeber  
für LKW mit  
ADR-System

1

1.21670

spiral  
yellow

Schlauchspirale  
gelb

1

1.21671

spiral  
red

Schlauchspirale  
rot

1



4.60341



coupling head  
yellow

Kupplungskopf  
gelb

1

4.60340

coupling head  
red

Kupplungskopf  
rot

1

1.21672

coupling head  
C-type-BSI  
yellow

Kupplungskopf  
C-type-BSI  
gelb

1

1.21673



coupling head  
C-type-BSI  
red

Kupplungskopf  
C-type-BSI  
rot

1

# BRAKE SYSTEM - valves

BREMSSYSTEM - Ventile

**10 F - 08**

GROUP

PAGE



**DT-No.**

Reference-No.

**Description**

Beschreibung

PU

**Notes / Bemerkungen**

Pic-No.



**1.28008**

hose line  
12 x 500 mm

Schlauchleitung  
12 x 500 mm

1

**1.28015**

hose line  
12 x 540 mm

Schlauchleitung  
12 x 540 mm

1

**1.28016**

hose line  
12 x 560 mm

Schlauchleitung  
12 x 560 mm

1

**1.28017**

hose line  
12 x 600 mm

Schlauchleitung  
12 x 600 mm

1

**1.28018**

hose line  
12 x 630 mm

Schlauchleitung  
12 x 630 mm

1

**1.28019**

hose line  
12 x 710 mm

Schlauchleitung  
12 x 710 mm

1

**1.28020**

hose line  
12 x 800 mm

Schlauchleitung  
12 x 800 mm

1

**1.28025**

hose line  
16 x 315 mm

Schlauchleitung  
16 x 315 mm

1

**1.28028**

hose line  
16 x 500 mm

Schlauchleitung  
16 x 500 mm

1

**1.28029**

hose line  
16 x 560 mm

Schlauchleitung  
16 x 560 mm

1

**1.28030**

hose line  
16 x 600 mm

Schlauchleitung  
16 x 600 mm

1

**1.28031**

hose line  
16 x 630 mm

Schlauchleitung  
16 x 630 mm

1

**1.28032**

hose line  
16 x 710 mm

Schlauchleitung  
16 x 710 mm

1

**1.28033**

hose line  
16 x 750 mm

Schlauchleitung  
16 x 750 mm






1

# BRAKE SYSTEM - air dryer

BREMSSYSTEM - Lufttrockner

**10 G - 01**  
GROUP PAGE



|   | DT-No.  | Reference-No. | Description                                | Beschreibung                                  | PU | Notes / Bemerkungen | Pic-No. |
|---|---------|---------------|--|---|----|---------------------|---------|
|    | 1.18481 |               | air dryer<br>Haldex<br>9,3 bar             | Lufttrockner<br>Haldex<br>9,3 bar             | 1  |                     |         |
|   | 1.18482 |               | air dryer<br>Haldex<br>12,2 bar            | Lufttrockner<br>Haldex<br>12,2 bar            | 1  |                     |         |
|    | 1.18580 |               | release valve<br>for<br>1.18481<br>1.18482 | Rückschlagventil<br>für<br>1.18481<br>1.18482 | 1  |                     |         |
|   | 1.18581 |               | heating unit<br>for<br>1.18481<br>1.18482  | Heizeinheit<br>für<br>1.18481<br>1.18482      | 1  |                     |         |
|  | 1.18488 |               | valve unit<br>for 1.18481                  | Ventileinheit<br>für 1.18481                  | 1  |                     |         |
|   | 1.18489 |               | valve unit<br>for 1.18482                  | Ventileinheit<br>für 1.18482                  | 1  |                     |         |
|  | 1.31869 |               | repair kit<br>for<br>1.18481<br>1.18482    | Reparatursatz<br>für<br>1.18481<br>1.18482    | 1  |                     |         |

# BRAKE SYSTEM - air dryer

BREMSSYSTEM - Lufttrockner

**10 G - 02**

GROUP

PAGE



|   | DT-No.  | Reference-No. | Description                        | Beschreibung                              | PU | Notes / Bemerkungen | Pic-No. |
|---|---------|---------------|------------------------------------|---|----|---------------------|---------|
|    | 1.18483 |               | air dryer<br>Wabco                 | Lufttrockner<br>Wabco                     | 1  |                     |         |
|   | 1.31876 |               | air dryer cartridge<br>for 1.18483 | Lufttrockner-<br>patrone<br>für 1.18483   | 1  |                     |         |
|  | 1.18585 |               | heating unit<br>for 1.18483        | Heizeinheit<br>für 1.18483                | 1  |                     |         |
|   | 1.31877 |               | repair kit<br>for 1.18483          | Reparatursatz<br>für 1.18483              | 1  |                     |         |
|  | 1.31878 |               | repair kit<br>for 1.18483          | Reparatursatz<br>für 1.18483              | 1  |                     |         |
|  | 1.18372 |               | safety valve<br>14,3 bar           | Sicherheitsventil<br>14,3 bar             | 1  |                     |         |
|  | 1.18361 |               | silencer<br>for all air dryers     | Schalldämpfer<br>für alle<br>Lufttrockner | 1  |                     |         |

# BRAKE SYSTEM - exhaust brake

BREMSSYSTEM - Motorbremse

**10 H - 01**

GROUP

PAGE



|  | DT-No.  | Reference-No. | Description            | Beschreibung         | PU | Notes / Bemerkungen  | Pic-No. |
|--|---------|---------------|------------------------|----------------------|----|--|---------|
|  | 1.18805 |               | exhaust brake complete | Abgasbremse komplett | 1  | D 9 L  |         |
|  | 1.18802 |               | exhaust brake complete | Abgasbremse komplett | 1  | D 11 L<br>-- chassis 1236756<br>-- chassis 9029576<br>-- chassis 4387094<br>-- chassis 3500183 |         |
|  | 1.18806 |               | exhaust brake complete | Abgasbremse komplett | 1  | D 11 L<br>chassis 1236757 --<br>chassis 9029577 --<br>chassis 4387095 --<br>chassis 3500184 -- |         |
|  | 1.18801 |               | exhaust brake complete | Abgasbremse komplett | 1  | DC 11<br>DC / DSC 12   |         |
|  | 1.18803 |               | exhaust brake complete | Abgasbremse komplett | 1  | DTC 12   |         |
|  | 1.18800 |               | exhaust brake complete | Abgasbremse komplett | 1  | DSC 14   |         |
|  | 1.18807 |               | exhaust pipe           | Abgaskrümmter        | 1  | DC 11<br>DC / DSC 12   |         |
|  | 1.18461 |               | bushing                | Buchse               | 1  | D 9 L<br>DC 11<br>DSC 12, DC 12<br>DT 12<br>DSC 14   |         |

The original numbers of the vehicle manufacturer may be used for comparison purposes only and must not be mentioned on invoices to vehicle owners.



**BRAKE SYSTEM - exhaust brake**

BREMSSYSTEM - Motorbremse

**10 H - 02**

GROUP

PAGE

|    | DT-No.  | Reference-No. | Description | Beschreibung  | PU | Notes / Bemerkungen                                | Pic-No. |
|---|---------|---------------|-------------|---------------|----|--|---------|
|    | 1.18462 |               | bushing     | Buchse        | 1  | D 9 L<br>DSC 14                                    |         |
|    | 1.18465 |               | bushing     | Buchse        | 1  | DC 11<br>DSC 12, DC 12<br>DT 12                    |         |
|    | 1.18466 |               | pin         | Stift         | 1  | D 9 L<br>DC 11<br>DSC 12, DC 12<br>DT 12<br>DSC 14 |         |
|    | 1.24259 |               | seal ring   | Dichtring     | 1  | D 9 L<br>DC 11<br>DSC 12, DC 12<br>DT 12<br>DSC 14 |         |
|  | 1.24260 |               | seal ring   | Dichtring     | 1  | D 9 L<br>DC 11<br>DSC 12, DC 12<br>DT 12<br>DSC 14 |         |
|  | 1.18467 |               | gasket      | Dichtung      | 1  | D 9 L<br>DC 11<br>DSC 12, DC 12<br>DT 12<br>DSC 14 |         |
|  | 1.18433 |               | throttle    | Drosselklappe | 1  | D 9 L<br>D 11 L<br>DSC 14                          |         |
|  | 1.18434 |               | throttle    | Drosselklappe | 1  | DC 11<br>DSC 12, DC 12<br>DT 12                    |         |

**BRAKE SYSTEM - exhaust brake**

BREMSSYSTEM - Motorbremse

**10 H - 03**

GROUP

PAGE



|   | DT-No.  | Reference-No. | Description                                  | Beschreibung                                | PU | Notes / Bemerkungen                                | Pic-No. |
|---|---------|---------------|--|---|----|--|---------|
|    | 1.18468 |               | pin<br>for throttle                          | Stift<br>für Drosselklappe                  | 10 | D 9 L<br>DC 11<br>DSC 12, DC 12<br>DT 12<br>DSC 14 |         |
|    | 1.18224 |               | cylinder                                     | Zylinder                                    | 1  |  |         |
|    | 1.18672 |               | cylinder                                     | Zylinder                                    | 1  | DC 16  |         |
|  | 1.18459 |               | sealing<br>included in<br>1.31440            | Dichtung<br>enthalten in<br>1.31440         | 10 |  |         |
|  | 1.18451 |               | ball joint housing<br>included in<br>1.31440 | Kugelkopfgehäuse<br>enthalten in<br>1.31440 | 1  |  |         |
|  | 1.18458 |               | clamp<br>included in<br>1.31440              | Klemme<br>enthalten in<br>1.31440           | 10 |  |         |
|  | 1.18463 |               | screw<br>M 8 x 60                            | Schraube<br>M 8 x 60                        | 10 |  |         |
|  | 1.18464 |               | bushing                                      | Buchse                                      | 1  |  |         |
|  | 1.21606 |               | switch                                       | Schalter                                    | 1  |  |         |

The original numbers of the vehicle manufacturer may be used for comparison purposes only and must not be mentioned on invoices to vehicle owners.

# BRAKE SYSTEM - brake pedal

BREMSSYSTEM - Bremspedal

**10 I - 01**

GROUP

PAGE



DT-No.

Reference-No.

Description

Beschreibung

PU

Notes / Bemerkungen

Pic-No.



1.20150

bearing bushing  
for brake pedal

Lagerbuchse  
für Bremspedal

1



1.13005

pedal pad

Pedalgummi

1



1.13231

spring

Feder

1



1.18277

brake light switch  
EDC / Brake

Bremslichtschalter  
EDC / Brake

1



1.18273

brake light switch  
EDC / Opticruise

Bremslichtschalter  
EDC / Opticruise

1

# BRAKE SYSTEM - retarder

BREMSSYSTEM - Retarder

**10 J - 01**

GROUP

PAGE



DT-No.

Reference-No.

Description

Beschreibung

PU

Notes / Bemerkungen

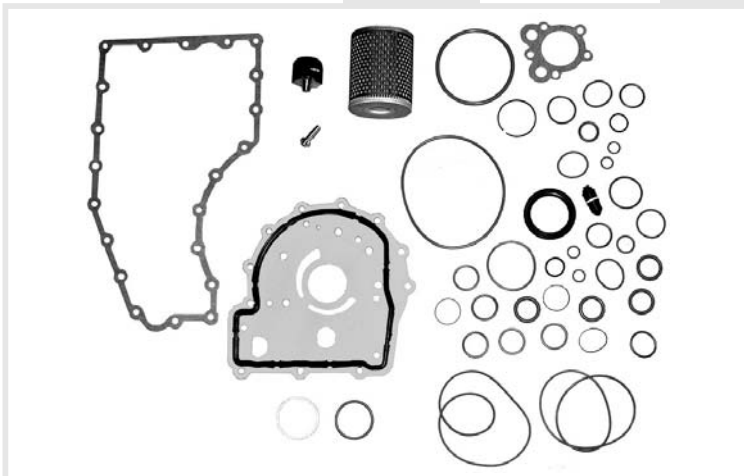
Pic-No.

1.35080

gasket kit

Dichtsatz

1



1.35084

valve kit  
included in  
1.35080

Ventilsatz  
enthalten in  
1.35080

1



1.18365

air vent filter

EntlüftungsfILTER

1



1.31897

filter kit

Filtersatz

1



1.18364

filter  
included in  
1.31897

Filter  
enthalten in  
1.31897

1



1.18369

o-ring  
99,1 x 5,7  
included in  
1.31897

O-Ring  
99,1 x 5,7  
enthalten in  
1.31897

10










# BRAKE SYSTEM - retarder

BREMSSYSTEM - Retarder

**10 J - 02**

GROUP PAGE



|   | DT-No.  | Reference-No. | Description                            | Beschreibung                        | PU | Notes / Bemerkungen  | Pic-No. |
|---|---------|---------------|--|-------------------------------------|----|--|---------|
|    | 1.18381 |               | solenoid valve                         | Magnetventil                        | 1  |  |         |
|    | 1.31434 |               | repair kit for 1.18381                 | Reparaturatz für 1.18381            | 1  |  |         |
|   | 1.18384 |               | solenoid valve                         | Magnetventil                        | 1  |  |         |
|  | 1.18673 |               | solenoid valve                         | Magnetventil                        | 1  | chassis 1254180 --<br>chassis 4421821 --<br>chassis 9046287 --<br>chassis 3514799 -- |         |
|  | 1.18920 |               | accumulator                            | Akkumulator                         | 1  |  |         |
|  | 1.35081 |               | repair kit with piston for 1.18920     | Reparaturatz mit Kolben für 1.18920 | 1  |  |         |
|  | 1.35082 |               | sealing kit without piston for 1.18920 | Dichtsatz ohne Kolben für 1.18920   | 1  |  |         |

# BRAKE SYSTEM - pipes & connectors




BREMSSYSTEM - Rohre & Verbinder

**10 K - 01**

GROUP

PAGE



|   | DT-No.   | Reference-No. | Description   | Beschreibung   | PU | Notes / Bemerkungen | Pic-No. |
|---|----------|---------------|---|--|----|---------------------|---------|
|    | 6.51004  |               | nylon pipe<br>nature, Ø 4 x 1<br><u>by metre</u>                        | Kunststoffrohr<br>natur, Ø 4 x 1<br><u>Meterware</u>                   | x  |                     |         |
|   | 6.51006  |               | nylon pipe<br>nature, Ø 6 x 1<br><u>by metre</u>                        | Kunststoffrohr<br>natur, Ø 6 x 1<br><u>Meterware</u>                   | x  |                     |         |
|   | 6.51008  |               | nylon pipe<br>nature, Ø 8 x 1<br><u>by metre</u>                        | Kunststoffrohr<br>natur, Ø 8 x 1<br><u>Meterware</u>                   | x  |                     |         |
|   | 6.51010  |               | nylon pipe<br>nature - Ø 10 x 1<br><u>by metre</u>                      | Kunststoffrohr<br>natur, Ø 10 x 1<br><u>Meterware</u>                  | x  |                     |         |
| <div style="border: 1px solid black; padding: 2px; display: inline-block;">DIN 73378</div><br> | 6.53004  |               | nylon pipe<br>black, Ø 4 x 1<br><u>by metre</u>                         | Kunststoffrohr<br>schwarz, Ø 4 x 1<br><u>Meterware</u>                 | x  |                     |         |
|   | 6.53006  |               | nylon pipe<br>black, Ø 6 x 1<br><u>by metre</u>                         | Kunststoffrohr<br>schwarz, Ø 6 x 1<br><u>Meterware</u>                 | x  |                     |         |
|   | 6.53008  |               | nylon pipe<br>black, Ø 8 x 1<br><u>by metre</u>                         | Kunststoffrohr<br>schwarz, Ø 8 x 1<br><u>Meterware</u>                 | x  |                     |         |
|   | 6.53010  |               | nylon pipe<br>black, Ø 10 x 1<br><u>by metre</u>                        | Kunststoffrohr<br>schwarz, Ø 10 x 1<br><u>Meterware</u>                | x  |                     |         |
|   | 6.53011  |               | nylon pipe<br>black - Ø 10 x 1,5<br><u>by metre</u>                     | Kunststoffrohr<br>schwarz - Ø 10x1,5<br><u>Meterware</u>               | x  |                     |         |
|   | 6.53011  |               | nylon pipe<br>black - Ø 11 x 1,5<br><u>by metre</u>                     | Kunststoffrohr<br>schwarz - Ø 11x1,5<br><u>Meterware</u>               | x  |                     |         |
|   | 6.53012  |               | nylon pipe<br>black - Ø 12 x 1,5<br><u>by metre</u>                     | Kunststoffrohr<br>schwarz - Ø 12x1,5<br><u>Meterware</u>               | x  |                     |         |
|   | 6.53015  |               | nylon pipe<br>black - Ø 15 x 1,5<br><u>by metre</u>                     | Kunststoffrohr<br>schwarz - Ø 15x1,5<br><u>Meterware</u>               | x  |                     |         |
|   | 6.53018  |               | nylon pipe<br>black - Ø 18 x 1,5<br><u>by metre</u>                     | Kunststoffrohr<br>schwarz - Ø 18x1,5<br><u>Meterware</u>               | x  |                     |         |
|    | 13.00145 |               | mecanyl pipe<br>RW<br>flexible<br>nature - Ø 5 x 1,5<br><u>by metre</u> | Mecanylrohr<br>RW<br>flexibel<br>Natur - Ø 5 x 1,5<br><u>Meterware</u> | x  |                     |         |



DT-No.

Reference-No.

Description

Beschreibung

PU

Notes / Bemerkungen

Pic-No.

8.92002

union nut  
for pipe Ø 4 mm  
M 8 x 1 SW 10

Überwurfmutter  
für Rohr Ø 4 mm  
M 8 x 1 SW 10

100

8.92104

union nut  
for pipe Ø 6 mm  
M 12 x 1,5 SW 14

Überwurfmutter  
für Rohr Ø 6 mm  
M 12 x 1,5 SW 14

100

8.92106

union nut  
for pipe Ø 8 mm  
M 14 x 1,5 SW 17

Überwurfmutter  
für Rohr Ø 8 mm  
M 14 x 1,5 SW 17

100

8.92108

union nut  
for pipe Ø 10 mm  
M 16 x 1,5 SW 19

Überwurfmutter  
für Rohr Ø 10 mm  
M 16 x 1,5 SW 19

100



8.92110

union nut  
for pipe Ø 12 mm  
M 18 x 1,5 SW 22

Überwurfmutter  
für Rohr Ø 12 mm  
M 18 x 1,5 SW 22

100

8.92113

union nut  
for pipe Ø 15 mm  
M 22 x 1,5 SW 27

Überwurfmutter  
für Rohr Ø 15 mm  
M 22 x 1,5 SW 27

100

8.92116

union nut  
for pipe Ø 18 mm  
M 26 x 1,5 SW 32

Überwurfmutter  
für Rohr Ø 18 mm  
M 26 x 1,5 SW 32

100

8.92120

union nut  
for pipe Ø 22 mm  
M 30 x 2 SW 36

Überwurfmutter  
für Rohr Ø 22 mm  
M 30 x 2 SW 36

100

6.55002

sleeve insert  
for pipe Ø 4 x 1

Verstärkungshülse  
für Rohr Ø 4 x 1

100

6.55004

sleeve insert  
for pipe Ø 6 x 1

Verstärkungshülse  
für Rohr Ø 6 x 1

100

6.55006

sleeve insert  
for pipe Ø 8 x 1

Verstärkungshülse  
für Rohr Ø 8 x 1

100

6.55008

sleeve insert  
for pipe Ø 10 x 1

Verstärkungshülse  
für Rohr Ø 10 x 1

100



6.55009

sleeve insert  
for pipe Ø 12x1,5

Verstärkungshülse  
für Rohr Ø 12x1,5

100

6.55012

sleeve insert  
for pipe Ø 15 x 1,5

Verstärkungshülse  
für Rohr Ø 15x1,5

100

6.55015

sleeve insert  
for pipe Ø 18x1,5

Verstärkungshülse  
für Rohr Ø 18x1,5

100

6.55014

sleeve insert  
for pipe Ø 18 x 2

Verstärkungshülse  
für Rohr Ø 18 x 2

100

# BRAKE SYSTEM - pipes & connectors




BREMSSYSTEM - Rohre & Verbinder

**10 K - 03**

GROUP

PAGE



|   | DT-No.  | Reference-No. | Description                         | Beschreibung                            | PU                                     | Notes / Bemerkungen | Pic-No. |
|---|---|---------------|-------------------------------------|---|--|---------------------|---------|
|    | 8.93002   |               | cutting ring for pipe Ø 4           | Schneidring für Rohr-Ø 4                | 100                                    |                     |         |
|   | 8.93104   |               | cutting ring for pipe Ø 6           | Schneidring für Rohr-Ø 6                | 100                                    |                     |         |
|   | 8.93106   |               | cutting ring for pipe Ø 8           | Schneidring für Rohr-Ø 8                | 100                                    |                     |         |
|   | 8.93108   |               | cutting ring for pipe Ø 10          | Schneidring für Rohr-Ø 10               | 100                                    |                     |         |
|   | 8.93110   |               | cutting ring for pipe Ø 12          | Schneidring für Rohr-Ø 12               | 100                                    |                     |         |
|   | 8.93113   |               | cutting ring for pipe Ø 15          | Schneidring für Rohr-Ø 15               | 100                                    |                     |         |
|   | 8.93116   |               | cutting ring for pipe Ø 18          | Schneidring für Rohr-Ø 18               | 100                                    |                     |         |
|   | 8.93120   |               | cutting ring for pipe Ø 22          | Schneidring für Rohr-Ø 22               | 100                                    |                     |         |
|  | 4.90365   |               | repair kit for pipe Ø 4/2           | Reparatursatz für Rohr-Ø 4/2            | 1                                      |                     |         |
|   | 4.90366   |               | repair kit for pipe Ø 6/4           | Reparatursatz für Rohr-Ø 6/4            | 1                                      |                     |         |
|   | 4.90367   |               | repair kit for pipe Ø 8/6           | Reparatursatz für Rohr-Ø 8/6            | 1                                      |                     |         |
|   | 4.90368   |               | repair kit for pipe Ø 10/8          | Reparatursatz für Rohr-Ø 10/8           | 1                                      |                     |         |
|   | 4.90369   |               | repair kit for pipe Ø 12/9          | Reparatursatz für Rohr-Ø 12/9           | 1                                      |                     |         |
|   | 4.90370   |               | repair kit for pipe Ø 15/12         | Reparatursatz für Rohr-Ø 15/12          | 1                                      |                     |         |
|   |  | 6.52906       |                                     | push-in-connector for pipe Ø 6 x 1      | Schnellsteckverbinder für Rohr Ø 6 x 1 | 50                  |         |
| 6.52908   |   |               | push-in-connector for pipe Ø 8 x 1  | Schnellsteckverbinder für Rohr Ø 8 x 1  | 50                                     |                     |         |
| 6.52910   |   |               | push-in-connector for pipe Ø 10 x 1 | Schnellsteckverbinder für Rohr Ø 10 x 1 | 50                                     |                     |         |
| 6.52912   |   |               | push-in-connector for pipe Ø 12x1,5 | Schnellsteckverbinder für Rohr Ø 12x1,5 | 50                                     |                     |         |
| 6.52915   |   |               | push-in-connector for pipe Ø 15x1,5 | Schnellsteckverbinder für Rohr Ø 15x1,5 | 50                                     |                     |         |



# BRAKE SYSTEM - pipes & connectors

BREMSSYSTEM - Rohre & Verbinder

**10 K - 04**

GROUP

PAGE



DT-No.

Reference-No.

Description

Beschreibung

PU

Notes / Bemerkungen

Pic-No.



6.52926

t-push-in-  
connector  
for pipe Ø 6 x 1

T-Schnellsteck-  
verbinder  
für Rohr Ø 6 x 1

50

6.52928

t-push-in-  
connector  
for pipe Ø 8 x 1

T-Schnellsteck-  
verbinder  
für Rohr Ø 8 x 1

50

6.52930

t-push-in-  
connector  
for pipe Ø 10 x 1

T-Schnellsteck-  
verbinder  
für Rohr Ø 10 x 1

50

6.52932

t-push-in-  
connector  
for pipe Ø 12x1,5

T-Schnellsteck-  
verbinder  
für Rohr Ø 12x1,5

50

6.52935

t-push-in-  
connector  
for pipe Ø 15x1,5

T-Schnellsteck-  
verbinder  
für Rohr Ø 15x1,5

50



6.52956

angle-push-in-  
connector  
for pipe Ø 6 x 1

Winkel-Schnell-  
steckverbinder  
für Rohr Ø 6 x 1

50

6.52958

angle-push-in-  
connector  
for pipe Ø 8 x 1

Winkel-Schnell-  
steckverbinder  
für Rohr Ø 8 x 1

50

6.52960

angle-push-in-  
connector  
for pipe Ø 10 x 1

Winkel-Schnell-  
steckverbinder  
für Rohr Ø 10 x 1

50

6.52962

angle-push-in-  
connector  
for pipe Ø 12x1,5

Winkel-Schnell-  
steckverbinder  
für Rohr Ø 12x1,5

50

6.52965

angle-push-in-  
connector  
for pipe Ø 15x1,5

Winkel-Schnell-  
steckverbinder  
für Rohr Ø 15x1,5

50



6.52804

push-in-connector  
for pipe Ø 4 mm

Schnellsteck-  
verbinder  
für Rohr Ø 4 mm

50

6.52805

push-in-connector  
for pipe Ø 5 mm

Schnellsteck-  
verbinder  
für Rohr Ø 5 mm

50

6.52806

push-in-connector  
for pipe Ø 6 mm

Schnellsteck-  
verbinder  
für Rohr Ø 6 mm

50

6.52808

push-in-connector  
for pipe Ø 8 mm

Schnellsteck-  
verbinder  
für Rohr Ø 8 mm

50

6.52810

push-in-connector  
for pipe Ø 10 mm

Schnellsteck-  
verbinder  
für Rohr Ø 10 mm

50

# BRAKE SYSTEM - pipes & connectors

BREMSSYSTEM - Rohre & Verbinder

**10 K - 05**

GROUP

PAGE



DT-No.

Reference-No.

Description

Beschreibung

PU

Notes / Bemerkungen

Pic-No.



6.52812

push-in-connector  
for pipe Ø 12 mm

Schnellsteck-  
verbinder  
für Rohr Ø 12 mm

50

6.52815

push-in-connector  
for pipe Ø 15 mm

Schnellsteck-  
verbinder  
für Rohr Ø 15 mm

50

6.52818

push-in-connector  
for pipe Ø 18 mm

Schnellsteck-  
verbinder  
für Rohr Ø 18 mm

50

6.52822

push-in-connector  
for pipe Ø 22 mm

Schnellsteck-  
verbinder  
für Rohr Ø 22 mm

50



6.52834

angle-push-in-  
connector  
for pipe Ø 4

Winkel-Schnell-  
steckverbinder  
für Rohr Ø 4

50

6.52835

angle-push-in-  
connector  
for pipe Ø 5

Winkel-Schnell-  
steckverbinder  
für Rohr Ø 5

50

6.52836

angle-push-in-  
connector  
for pipe Ø 6

Winkel-Schnell-  
steckverbinder  
für Rohr Ø 6

50

6.52838

angle-push-in-  
connector  
for pipe Ø 8

Winkel-Schnell-  
steckverbinder  
für Rohr Ø 8

50

6.52840

angle-push-in-  
connector  
for pipe Ø 10

Winkel-Schnell-  
steckverbinder  
für Rohr Ø 10

50

6.52842

angle-push-in-  
connector  
for pipe Ø 12

Winkel-Schnell-  
steckverbinder  
für Rohr Ø 12

50

6.52845

angle-push-in-  
connector  
for pipe Ø 15

Winkel-Schnell-  
steckverbinder  
für Rohr Ø 15

50

6.52848

angle-push-in-  
connector  
for pipe Ø 18

Winkel-Schnell-  
steckverbinder  
für Rohr Ø 18

50

6.52852

angle-push-in-  
connector  
for pipe Ø 22

Winkel-Schnell-  
steckverbinder  
für Rohr Ø 22

50

# BRAKE SYSTEM - pipes & connectors

BREMSSYSTEM - Rohre & Verbinder

**10 K - 06**

GROUP

PAGE



DT-No.

Reference-No.

Description

Beschreibung

PU

Notes / Bemerkungen

Pic-No.



6.52864

t-push-in-  
connector  
for pipe Ø 4

T-Schnellsteck-  
verbinder  
für Rohr Ø 4

50

6.52865

t-push-in-  
connector  
for pipe Ø 5

T-Schnellsteck-  
verbinder  
für Rohr Ø 5

50

6.52866

t-push-in-  
connector  
for pipe Ø 6

T-Schnellsteck-  
verbinder  
für Rohr Ø 6

50

6.52868

t-push-in-  
connector  
for pipe Ø 8

T-Schnellsteck-  
verbinder  
für Rohr Ø 8

50

6.52870

t-push-in-  
connector  
for pipe Ø 10

T-Schnellsteck-  
verbinder  
für Rohr Ø 10

50

6.52872

t-push-in-  
connector  
for pipe Ø 12

T-Schnellsteck-  
verbinder  
für Rohr Ø 12

50

6.52875

t-push-in-  
connector  
for pipe Ø 15

T-Schnellsteck-  
verbinder  
für Rohr Ø 15

50

6.52878

t-push-in-  
connector  
for pipe Ø 18

T-Schnellsteck-  
verbinder  
für Rohr Ø 18

50

6.52882

t-push-in-  
connector  
for pipe Ø 22

T-Schnellsteck-  
verbinder  
für Rohr Ø 22

50

6.52104

dust cover  
for pipe Ø 4

Schutzkappe  
für Rohr Ø 4

50

6.52105

dust cover  
for pipe Ø 5

Schutzkappe  
für Rohr Ø 5

50

6.52106

dust cover  
for pipe Ø 6

Schutzkappe  
für Rohr Ø 6

50

6.52108

dust cover  
for pipe Ø 8

Schutzkappe  
für Rohr Ø 8

50

6.52110

dust cover  
for pipe Ø 10

Schutzkappe  
für Rohr Ø 10

50

6.52112

dust cover  
for pipe Ø 12

Schutzkappe  
für Rohr Ø 12

50

6.52115

dust cover  
for pipe Ø 15

Schutzkappe  
für Rohr Ø 15

50

6.52118

dust cover  
for pipe Ø 18

Schutzkappe  
für Rohr Ø 18

50

6.52122

dust cover  
for pipe Ø 22

Schutzkappe  
für Rohr Ø 22

50



# FRAME PARTS - bumper

RAHMENTEILE - Stossstange

**11 A - 01**

GROUP

PAGE



|  | DT-No.  | Reference-No. | Description                      | Beschreibung                              | PU | Notes / Bemerkungen | Pic-No. |
|--|---------|---------------|----------------------------------|---|----|---------------------|---------|
|  | 1.22543 |               | bumper                           | Stossstange                               | 1  |                     |         |
|    |         |               |                                  |   |    |                     |         |
|  | 1.22544 |               | bumper cover, center for 1.22543 | Stossstangenabdeckung, Mitte für 1.22543  | 1  |                     |         |
|    |         |               |                                  |   |    |                     |         |
|   | 1.25637 |               | bumper cover left for 1.22543    | Stossstangenabdeckung, links für 1.22543  | 1  |                     |         |
|  | 1.25636 |               | bumper cover right for 1.22543   | Stossstangenabdeckung, rechts für 1.22543 | 1  |                     |         |
|  | 1.25638 |               | cover for 1.25637                | Deckel für 1.25637                        | 1  |                     |         |
|  | 1.25639 |               | cover for 1.25636                | Deckel für 1.25636                        | 1  |                     |         |
|  | 1.22548 |               | bracket for 1.22543              | Halter für 1.22543                        | 1  |                     |         |
|  | 1.22542 |               | bumper steel                     | Stossstange Stahl                         | 1  |                     |         |
|  |         |               |                                  |   |    |                     |         |
|  | 1.22556 |               | cover for 1.22542                | Deckel für 1.22542                        | 1  |                     |         |
|  | 1.22557 |               | cover for 1.22542                | Deckel für 1.22542                        | 1  |                     |         |

# SUSPENSION - leaf spring

AUFHÄNGUNG - Blattfeder

**12 A - 01**

GROUP

PAGE



DT-No.

Reference-No.

Description

Beschreibung

PU

Notes / Bemerkungen

Pic-No.

|         |  |                                      |                                     |   |                             |
|---------|--|--------------------------------------|-------------------------------------|---|-----------------------------|
| 1.25150 |  | leaf spring<br>7 x 15                | Blattfeder<br>7 x 15                | 1 | AM 620                      |
| 1.25131 |  | leaf spring<br>2 x 32                | Blattfeder<br>2 x 32                | 1 | AM 740<br>AM 920<br>AM 900  |
| 1.25147 |  | leaf spring<br>3 x 29                | Blattfeder<br>3 x 29                | 1 | AM 740<br>AM 920<br>AM 900  |
| 1.25148 |  | leaf spring<br>2 x 30                | Blattfeder<br>2 x 30                | 1 | AM 620 (8x2, 8x4)<br>AM 740 |
| 1.25160 |  | leaf spring<br>9 x 15                | Blattfeder<br>9 x 15                | 1 | AD 1300<br>AD 1500          |
| 1.25121 |  | leaf spring<br>7 x 15                | Blattfeder<br>7 x 15                | 1 | AD 1500                     |
| 1.25170 |  | helper spring<br>6 x 14              | Zusatzfeder<br>6 x 14               | 1 | AD 1300<br>AD 1500          |
| 1.25149 |  | leaf spring<br>5 x 22                | Blattfeder<br>5 x 22                | 1 | AD                          |
| 1.25122 |  | leaf spring<br>1 x 15 + 10 x 13      | Blattfeder<br>1 x 15 + 10 x 13      | 1 | AD                          |
| 1.25143 |  | leaf spring<br>4 x 41<br>double axle | Blattfeder<br>4 x 41<br>Doppelachse | 1 | BT 300 I                    |
| 1.25146 |  | leaf spring<br>4 x 30<br>double axle | Blattfeder<br>4 x 30<br>Doppelachse | 1 | BT 205 I                    |
| 1.25138 |  | leaf spring<br>air spring            | Blattfeder<br>Luftfederung          | 1 | 4x2                         |



|         |  |                       |                        |   |  |
|---------|--|-----------------------|------------------------|---|--|
| 1.25356 |  | u-bolt<br>length: 226 | U-Bolzen<br>Länge: 226 | 1 |  |
| 1.25357 |  | u-bolt<br>length: 240 | U-Bolzen<br>Länge: 240 | 1 |  |
| 1.25354 |  | u-bolt<br>length: 202 | U-Bolzen<br>Länge: 202 | 1 |  |
| 1.25361 |  | u-bolt<br>length: 215 | U-Bolzen<br>Länge: 215 | 1 |  |
| 1.25419 |  | u-bolt<br>length: 256 | U-Bolzen<br>Länge: 256 | 1 |  |



# SUSPENSION - leaf spring

AUFHÄNGUNG - Blattfeder

**12 A - 02**

GROUP

PAGE



|   | DT-No.  | Reference-No. | Description                                 | Beschreibung                                   | PU | Notes / Bemerkungen | Pic-No. |
|---|---------|---------------|---|--|----|---------------------|---------|
|    | 1.25362 |               | u-bolt<br>length: 187                       | U-Bolzen<br>Länge: 187                         | 1  |                     |         |
|    | 1.25387 |               | u-bolt<br>length: 385                       | U-Bolzen<br>Länge: 385                         | 1  |                     |         |
|    | 1.25390 |               | u-bolt<br>length: 425                       | U-Bolzen<br>Länge: 425                         | 1  |                     |         |
|  | 1.25388 |               | u-bolt<br>length: 395                       | U-Bolzen<br>Länge: 395                         | 1  |                     |         |
|  | 1.17025 |               | nut<br>for<br>1.25387<br>1.25390<br>1.25388 | Mutter<br>für<br>1.25387<br>1.25390<br>1.25388 | 1  |                     |         |
|  | 1.25418 |               | u-bolt<br>length: 460                       | U-Bolzen<br>Länge: 460                         | 1  |                     |         |
|  | 1.25435 |               | nut<br>for<br>1.25418<br>1.25387            | Mutter<br>für<br>1.25418<br>1.25387            | 10 |                     |         |

# SUSPENSION - leaf spring

AUFHÄNGUNG - Blattfeder

**12 A - 03**

GROUP

PAGE



|  | DT-No.  | Reference-No. | Description  | Beschreibung  | PU | Notes / Bemerkungen | Pic-No. |
|--|---------|---------------|--|---|----|---------------------|---------|
|  | 1.25416 |               | u-bolt<br>length: 295                                  | U-bolzen<br>Länge: 295                                    | 1  |                     |         |
|  | 1.25401 |               | u-bolt<br>length: 315                                  | U-Bolzen<br>Länge: 315                                    | 1  |                     |         |
|  | 1.25402 |               | u-bolt<br>length: 325                                  | U-Bolzen<br>Länge: 325                                    | 1  |                     |         |
|  | 1.25405 |               | u-bolt<br>length: 328                                  | U-Bolzen<br>Länge: 328                                    | 1  |                     |         |
|  | 1.25406 |               | u-bolt<br>length: 338                                  | U-Bolzen<br>Länge: 338                                    | 1  |                     |         |
|  | 1.25437 |               | nut<br>for<br>1.25401<br>1.25402<br>1.25405<br>1.25406 | Mutter<br>für<br>1.25401<br>1.25402<br>1.25405<br>1.25406 | 10 | AD 1500 P           |         |
|  | 1.25415 |               | u-bolt<br>length: 265                                  | U-Bolzen<br>Länge: 265                                    | 1  |                     |         |
|  | 1.25417 |               | u-bolt<br>length: 310                                  | U-Bolzen<br>Länge: 310                                    | 1  |                     |         |
|  | 1.25432 |               | nut<br>for<br>1.25415<br>1.25417                       | Mutter<br>für<br>1.25415<br>1.25417                       | 1  |                     |         |
|  | 1.25456 |               | center screw   | Zentrierschraube  | 1  |                     |         |
|  | 1.25457 |               | center screw   | Zentrierschraube  | 1  |                     |         |
|  | 1.25458 |               | center screw   | Zentrierschraube  | 1  |                     |         |

# SUSPENSION - leaf spring

AUFHÄNGUNG - Blattfeder

**12 A - 04**

GROUP

PAGE



DT-No.

Reference-No.

Description

Beschreibung

PU

Notes / Bemerkungen

Pic-No.



1.25447

nut  
M 12  
for center screw

Mutter  
M 12  
für Zentrier-  
schraube

10



1.25424

spacer

Distanzstück

1



# SUSPENSION - leaf spring brackets & bolts

AUFHÄNGUNG - Blattfederhalter & Bolzen

**12 B - 01**

GROUP

PAGE



|   | DT-No.  | Reference-No. | Description                                   | Beschreibung                                | PU | Notes / Bemerkungen | Pic-No. |
|---|---------|---------------|---|---|----|---------------------|---------|
|    | 1.25631 |               | spring bracket<br>front axle<br>front         | Federhalter<br>Vorderachse<br>vorne         | 1  | 4x2, 6x2, 6x4       |         |
|    | 1.25632 |               | spring bracket,<br>front axle<br>rear - left  | Federhalter<br>Vorderachse<br>rear - links  | 1  | 4x2, 6x2, 6x4       |         |
|    | 1.25633 |               | spring bracket,<br>front axle<br>rear - right | Federhalter<br>Vorderachse<br>rear - rechts | 1  | 4x2, 6x2, 6x4       |         |
|  | 1.25000 |               | spring shackle<br>front axle                  | Federschwinge<br>Vorderachse                | 1  |                     |         |
|   | 1.32545 |               | spring bolt kit<br>front axle                 | Federbolzensatz<br>Vorderachse              | 1  |                     |         |
|  | 1.25011 |               | spring bolt<br>front axle                     | Federbolzen<br>Vorderachse                  | 1  |                     |         |

# SUSPENSION - leaf spring brackets & bolts

AUFHÄNGUNG - Blattfederhalter & Bolzen

**12 B - 02**

GROUP

PAGE



|   | DT-No.  | Reference-No. | Description                          | Beschreibung                         | PU | Notes / Bemerkungen | Pic-No. |
|---|---------|---------------|--------------------------------------|--------------------------------------|----|---------------------|---------|
|    | 1.25009 |               | bushing<br>for 1.25011               | Buchse<br>für 1.25011                | 1  |                     |         |
|    | 1.24250 |               | o-ring<br>for 1.25011                | O-Ring<br>für 1.25011                | 10 |                     |         |
|   | 1.25622 |               | spring bracket<br>rear axle<br>front | Federhalter<br>Hinterachse<br>vorne  | 1  | 4 x 2               |         |
|  | 1.25620 |               | spring bracket<br>rear axle<br>rear  | Federhalter<br>Hinterachse<br>hinten | 1  | 4 x 2               |         |
|  | 1.25634 |               | spring shackle<br>rear axle          | Federschwinge<br>Hinterachse         | 1  | 4 x 2               |         |
|  | 1.25625 |               | spring bolt<br>for 1.25622           | Federbolzen<br>für 1.25622           | 1  |                     |         |

# SUSPENSION - leaf spring brackets & bolts







AUFHÄNGUNG - Blattfederhalter & Bolzen

**12 B - 03**

GROUP

PAGE



|  | DT-No.  | Reference-No. | Description                        | Beschreibung                    | PU | Notes / Bemerkungen | Pic-No. |
|--|---------|---------------|------------------------------------|---------------------------------|----|---------------------|---------|
|    | 1.32546 |               | spring bolt kit for 1.25620        | Federbolzensatz für 1.25620     | 1  |                     |         |
|    | 1.25010 |               | spring bolt for 1.25620            | Federbolzen für 1.25620         | 1  |                     |         |
|   | 1.25008 |               | spring bushing for 1.25625 1.25010 | Federbuchse für 1.25625 1.25010 | 1  |                     |         |
|  | 1.24251 |               | o-ring for 1.25625 1.25010         | O-Ring für 1.25625 1.25010      | 10 |                     |         |
|  | 1.25629 |               | spring bracket rear axle front     | Federhalter Hinterachse vorne   | 1  | 4 x 2               |         |
|  | 1.25628 |               | spring bracket rear axle rear      | Federhalter Hinterachse hinten  | 1  | 4 x 2               |         |

# SUSPENSION - leaf spring brackets & bolts







AUFHÄNGUNG - Blattfederhalter & Bolzen

**12 B - 04**

GROUP

PAGE



|   | DT-No.         | Reference-No. | Description                 | Beschreibung                | PU | Notes / Bemerkungen | Pic-No. |
|---|----------------|---------------|-----------------------------|-----------------------------|----|---------------------|---------|
|    | <b>1.25018</b> |               | spring bracket rear axle    | Federhalter Hinterachse     | 1  | 6 x 2               |         |
|   | <b>1.32547</b> |               | spring bolt kit for 1.25018 | Federbolzensatz für 1.25018 | 1  |                     |         |
|  | <b>1.25007</b> |               | spring bolt for 1.25018     | Federbolzen für 1.25018     | 1  |                     |         |
|  | <b>1.25006</b> |               | spring bushing for 1.25007  | Federbuchse für 1.25007     | 1  |                     |         |
|  | <b>1.24251</b> |               | o-ring for 1.25007          | O-Ring für 1.25007          | 10 |                     |         |
|  | <b>1.32542</b> |               | spring bolt kit             | Federbolzensatz             | 1  | 6x2 , 8x2           |         |

# SUSPENSION - leaf spring brackets & bolts

AUFHÄNGUNG - Blattfederhalter & Bolzen

**12 B - 05**

GROUP

PAGE



DT-No.

Reference-No.

Description

Beschreibung

PU

Notes / Bemerkungen

Pic-No.

1.27083



rubber buffer

Gummipuffer

1

1.27085



rubber buffer

Gummipuffer

1

1.27014



rubber buffer

Gummipuffer

1

1.27082



rubber buffer  
for trucks with  
air suspended  
rear axle

Gummipuffer  
für LKW mit  
luftgefederter  
Hinterachse

1

# SUSPENSION - air spring - front axle

AUFHÄNGUNG - Luftfederung - Vorderachse

**12 C - 01**

GROUP

PAGE



|   | DT-No.  | Reference-No. | Description            | Beschreibung              | PU | Notes / Bemerkungen  | Pic-No. |
|---|---------|---------------|------------------------|---------------------------|----|--|---------|
|   | 1.25513 |               | reaction rod           | Reaktionsstrebe           | 1  | AMA 740<br>AMA 860   | A       |
|   | 1.25514 |               | reaction rod           | Reaktionsstrebe           | 1  | AMA 740<br>AMA 860   | -       |
| <div data-bbox="100 470 836 730" data-label="Image"> </div>   |         |               |                        |                           |    |  |         |
| <div data-bbox="126 792 402 998" data-label="Image"> </div>   | 1.32525 |               | repair kit for 1.25513 | Reparatursatz für 1.25513 | 1  | -- chassis 9026644<br>-- chassis 4381804<br>-- chassis 1233330 |         |
| <div data-bbox="159 1067 373 1297" data-label="Image"> </div> | 1.32518 |               | repair kit for 1.25513 | Reparatursatz für 1.25513 | 1  | chassis 9026645 --<br>chassis 4381805 --<br>chassis 1233331 -- |         |
| <div data-bbox="113 1366 414 1572" data-label="Image"> </div> | 1.32528 |               | repair kit for 1.25514 | Reparatursatz für 1.25514 | 1  |  |         |
| <div data-bbox="126 1687 402 1917" data-label="Image"> </div> | 1.32529 |               | repair kit for 1.25514 | Reparatursatz für 1.25514 | 1  |  |         |

# SUSPENSION - air spring - front axle

AUFHÄNGUNG - Luftfederung - Vorderachse

**12 C - 02**

GROUP PAGE



|   | DT-No.  | Reference-No. | Description   | Beschreibung  | PU | Notes / Bemerkungen                      | Pic-No. |
|---|---------|---------------|---|---|----|--|---------|
|    | 1.25054 |               | air bellow  | Luftfederbalg   | 1  | AMA 740<br>AMA 860<br>-- chassis 1222393 |         |
|    | 1.25056 |               | air bellow complete<br><br><u>for normal chassis height</u> | Luftfederbalg komplett<br><br><u>für normale Chassishöhe</u>  | 1  | AMA 740<br>AMA 860<br>chassis 1222394 -- |         |
|  | 1.25669 |               | air bellow included in 1.25056                              | Luftfederbalg enthalten in 1.25056                            | 1  |  |         |
|  | 1.25055 |               | air bellow complete<br><br><u>for low chassis height</u>    | Luftfederbalg komplett<br><br><u>für niedrige Chassishöhe</u> | 1  | AMA 740<br>AMA 860<br>chassis 1222394 -- |         |

# SUSPENSION - air spring - rear axle







AUFHÄNGUNG - Luftfederung - Hinterachse

**12 D - 01**

GROUP

PAGE



|  | DT-No.  | Reference-No. | Description  | Beschreibung  | PU | Notes / Bemerkungen                         | Pic-No. |
|--|---------|---------------|--|---|----|---|---------|
|   | 1.25411 |               | u-bolt for leaf spring, air spring   | U-Bolzen für Blattfeder, Luftfederung   | 1  |   |         |
|   | 1.25412 |               | u-bolt   | U-Bolzen  | 1  | ARA 760 6x4, 8x4<br>ARA 820 6x4, 8x4        |         |
|   | 1.25437 |               | nut for 1.25411  | Mutter für 1.25411  | 10 |   |         |
| <div data-bbox="99 1012 136 1051" style="border: 1px solid black; padding: 2px; display: inline-block;">A</div>  | 1.32580 |               | u-bolt kit   | U-Bolzensatz  | 1  | 6x2, 6x2/4<br>6x4, 8x4<br>8x2, 8x2/4, 8x2/6 | A       |
|  | 1.25421 |               | u-bolt   | U-Bolzen  | 1  |   | a1      |
|  | 1.25448 |               | nut  | Mutter  | 10 |   | a2      |
|   | 1.32515 |               | mounting kit leaf spring   | Befestigungssatz Blattfeder   | 1  |   |         |
|   | 1.32516 |               | mounting kit leaf spring<br><br>for trucks with <u>spring cross member</u> | Befestigungssatz Blattfeder<br><br>für LKW with <u>Verbindungs-querträger</u> | 1  |   |         |



# SUSPENSION - air spring - rear axle

AUFHÄNGUNG - Luftfederung - Hinterachse

**12 D - 02**

GROUP

PAGE



|   | DT-No.  | Reference-No. | Description                           | Beschreibung                              | PU | Notes / Bemerkungen | Pic-No. |
|---|---------|---------------|---------------------------------------|---|----|---------------------|---------|
|    | 1.25481 |               | bushing included in 1.32515 1.32516   | Buchse enthalten in 1.32515 1.32516       | 1  |                     |         |
|    | 1.25460 |               | screw M 30 x 225 included in 1.32515  | Schraube M 30 x 225 enthalten in 1.32515  | 1  |                     |         |
|    | 1.25459 |               | screw M 30 x 248 included in 1.32516  | Schraube M 30 x 248 enthalten in 1.32516  | 1  |                     |         |
|  | 1.25465 |               | washer included in 1.32515 1.32516    | Scheibe enthalten in 1.32515 1.32516      | 1  |                     |         |
|  | 1.25444 |               | crown nut included in 1.32515 1.32516 | Kronenmutter enthalten in 1.32515 1.32516 | 10 |                     |         |
|  | 1.25670 |               | air bellow Firestone                  | Luftfederbalg Firestone                   | 1  |                     |         |
|  | 1.25060 | 4813NP07      | air bellow Conti                      | Luftfederbalg Conti                       | 1  | MA 4x2 A (ADA 90)   |         |

# SUSPENSION - air spring - rear axle

AUFHÄNGUNG - Luftfederung - Hinterachse

**12 D - 03**

GROUP

PAGE



|   | DT-No.  | Reference-No. | Description                 | Beschreibung                   | PU | Notes / Bemerkungen                  | Pic-No. |
|---|---------|---------------|-----------------------------|--------------------------------|----|--------------------------------------|---------|
|    | 1.25059 |               | air bellow                  | Luftfederbalg                  | 1  | ARA 760 6x4, 8x4<br>ARA 820 6x4, 8x4 |         |
|    | 1.25066 |               | air bellow                  | Luftfederbalg                  | 1  | ASA 70                               |         |
|  | 1.25061 |               | air bellow                  | Luftfederbalg                  | 1  | ASA 80                               |         |
|  | 1.25065 |               | air bellow<br>for lift axle | Luftfederbalg<br>für Liftachse | 1  | ASA 70<br>ASA 700<br>ASA 1000        |         |
|  | 1.25062 |               | air bellow<br>for lift axle | Luftfederbalg<br>für Liftachse | 1  | ASA 80                               |         |

# SUSPENSION - shock absorbers

AUFHÄNGUNG - Stossdämpfer

**12 E - 01**

GROUP

PAGE



DT-No.

Reference-No.

Description

Beschreibung

PU

Notes / Bemerkungen

Pic-No.

1.25806

shock absorber  
front axle  
for parabolic  
spring

Stossdämpfer  
Vorderachse  
für Parabelfeder

1

1.25824

shock absorber  
Sachs-Type  
front axle  
for multi-leaf-  
spring

Stossdämpfer  
Sachs-Typ  
Vorderachse  
für Trapezfeder

1

1.25804

shock absorber  
Monroe-Type  
front axle  
for multi-leaf-  
spring

Stossdämpfer  
Monroe-Typ  
Vorderachse  
für Trapezfeder

1

1.25825

shock absorber  
front axle  
for parabolic  
spring

Stossdämpfer  
Vorderachse  
für Parabelfeder

1

8x2, 8x4 (PR-models)

1.25805

shock absorber  
old version of  
1.25824, 1.25825

Stossdämpfer  
alte Ausführung  
von 1.25824,  
1.25825

1

1.25803

shock absorber  
front axle  
air spring

Stossdämpfer  
Vorderachse  
Luftfederung

1

-- chassis 1266223

-- chassis 4442811

-- chassis 9057634

1.25831

shock absorber  
front axle  
air spring

Stossdämpfer  
Vorderachse  
Luftfederung

1

chassis 1266224 --

chassis 4442812 --

chassis 9057635 --

1.25800

shock absorber  
front axle  
air spring

Stossdämpfer  
Vorderachse  
Luftfederung

1

LA 4x2 NB, LA 6x2 NB

-- chassis 1266223

-- chassis 4442811

-- chassis 9057634

1.25826

shock absorber  
front axle  
air spring

Stossdämpfer  
Vorderachse  
Luftfederung

1

LA 4x2EB Ø 20 mm

-- chassis 1266223

-- chassis 4442811

-- chassis 9057634

1.25036

shock absorber  
rear axle  
parabolic spring

Stossdämpfer  
Hinterachse  
Parabelfeder

1

4x2 Z

1.25802

shock absorber  
rear axle  
parabolic spring  
for trucks with  
drop front axle

Stossdämpfer  
Hinterachse  
Parabelfeder  
für LKW mit  
gekröpfter VA

1

4x2 Z

1.25808

shock absorber  
rear axle  
parabolic spring

Stossdämpfer  
Hinterachse  
Parabelfeder

1

6x2 Z

1.25828

shock absorber  
rear axle  
parabolic spring

Stossdämpfer  
Hinterachse  
Parabelfeder

1

AD 1100 P/1500 P

-- chassis 1280184

-- chassis 4471602

-- chassis 9069959

-- chassis 3533626

# SUSPENSION - shock absorbers

AUFHÄNGUNG - Stossdämpfer

**12 E - 02**

GROUP

PAGE



|   | DT-No.  | Reference-No. | Description   | Beschreibung  | PU | Notes / Bemerkungen                          | Pic-No. |
|---|---------|---------------|---|---|----|--|---------|
|    | 1.25090 |               | shock absorber<br>rear axle<br><u>parabolic spring</u><br>front<br><u>spring 4x41</u>   | Stossdämpfer<br>Hinterachse<br><u>Parabelfeder</u><br>vorne<br><u>Feder 4 x 41</u>            | 1  | 6x2 BT 200 B<br>EK 6x4, EK 8x4               |         |
|   | 1.25097 |               | shock absorber<br>rear axle<br><u>parabolic spring</u><br>front<br><u>spring 4 x 30</u> | Stossdämpfer<br>Hinterachse<br><u>Parabelfeder</u><br>vorne<br><u>Feder 4 x 30</u>            | 1  | 6x2 BT 200 B<br>EK 6x4, EK 8x4               |         |
|   | 1.25801 |               | shock absorber<br>rear axle<br><u>multi-leaf spring &amp;</u><br><u>air spring</u>      | Stossdämpfer<br>Hinterachse<br><u>Trapezfeder &amp;</u><br><u>Luftfederung</u>                | 1  | GA 6x2 / GB 6x2                              |         |
|   | 1.25830 |               | shock absorber<br>rear axle<br>rear<br><u>spring 4 x 30</u>                             | Stossdämpfer<br>Hinterachse<br>hinten<br><u>Feder 4 x 30</u>                                  | 1  | EK 6x4, EK 8x4                               |         |
|   | 1.25829 |               | shock absorber<br>rear  | Stossdämpfer<br>hinten  | 1  | ARA 820<br>6x2/4N, 8x2/4N                    |         |
|  | 1.25807 |               | shock absorber<br>rear axle<br>rear<br><u>spring 4 x 41</u>                             | Stossdämpfer<br>Hinterachse<br>hinten<br><u>Feder 4 x 41</u>                                  | 1  | 6x2  |         |
|   | 1.25810 |               | shock absorber<br>rear axle<br>rear<br><u>spring 4 x 30</u>                             | Stossdämpfer<br>Hinterachse<br>hinten<br><u>Feder 4 x 30</u>                                  | 1  | 6x2  |         |
|  | 1.25099 |               | shock absorber<br>rear axle<br><u>air spring</u>  | Stossdämpfer<br>Hinterachse<br><u>Luftfederung</u>  | 1  | 4x2, 6x2, 6x4, 6x2/4<br>& ASA 700 / ASA 1000 |         |
|   | 1.25809 |               | shock absorber<br>rear axle<br><u>air spring</u><br><u>low chassis height</u>           | Stossdämpfer<br>Hinterachse<br><u>Luftfederung</u><br><u>niedrige Chassis-</u><br><u>höhe</u> | 1  | 4x2, 6x2, 6x4, 6x2/4<br>& ASA 700 / ASA 1000 |         |
|   | 1.25832 |               | shock absorber<br>rear axle<br><u>air spring</u>  | Stossdämpfer<br>Hinterachse<br><u>Luftfederung</u>  | 1  | 6x2/4 NA, NB                                 |         |

# SUSPENSION - shock absorbers

AUFHÄNGUNG - Stossdämpfer

**12 E - 03**

GROUP

PAGE



| DT-No.         | Reference-No. | Description                                  | Beschreibung                                  | PU | Notes / Bemerkungen                      | Pic-No. |
|----------------|---------------|--|---|----|--|---------|
| <b>1.32567</b> |               | mounting kit for shock absorber, front axle  | Befestigungssatz für Stossdämpfer Vorderachse | 1  | -- chassis 1224571<br>-- chassis 9020263 |         |
|                |               |  |   |    |  |         |
| <b>1.32568</b> |               | mounting kit for shock absorbers, front axle | Befestigungssatz für Stossdämpfer Vorderachse | 1  | chassis 1224572 --<br>chassis 9020264 -- |         |
|                |               |  |   |    |  |         |
| <b>1.25700</b> |               | screw <u>old version</u>                     | Schraube <u>alte Ausführung</u>               | 1  |  |         |
|                |               |  |   |    |  |         |
| <b>1.25702</b> |               | screw <u>new version</u>                     | Schraube <u>neue Ausführung</u>               | 1  |  |         |
|                |               |  |   |    |  |         |
| <b>1.27049</b> |               | rubber bushing included in 1.32567 1.32568   | Gummibuchse enthalten in 1.32567 1.32568      | 10 |  |         |
|                |               |  |   |    |  |         |
| <b>1.25022</b> |               | sleeve included in 1.32568                   | Hülse enthalten in 1.32568                    | 10 |  |         |
|                |               |  |   |    |  |         |
| <b>1.25052</b> |               | washer included in 1.32568                   | Scheibe enthalten in 1.32568                  | 10 |  |         |
|                |               |  |   |    |  |         |

# SUSPENSION - shock absorbers





AUFHÄNGUNG - Stossdämpfer

**12 E - 04**

GROUP

PAGE



|  | DT-No.  | Reference-No. | Description                                 | Beschreibung                                  | PU | Notes / Bemerkungen | Pic-No. |
|--|---------|---------------|---|---|----|---------------------|---------|
|   | 2.62910 |               | nut included in 1.32567                     | Mutter enthalten in 1.32567                   | 10 |                     |         |
|   | 1.25026 |               | nut included in 1.32568                     | Mutter enthalten in 1.32568                   | 10 |                     |         |
|   | 1.25730 |               | sleeve for shock absorber, upper            | Hülse für Stossdämpfer, oben                  | 10 |                     |         |
| <div data-bbox="99 909 136 943" style="border: 1px solid black; padding: 2px; display: inline-block;">A</div>  | 1.32565 |               | mounting kit for shock absorbers, rear axle | Befestigungssatz für Stossdämpfer Hinterachse | 1  |                     | A       |
|  | 1.27048 |               | rubber bushing                              | Gummibuchse                                   | 10 |                     | a1      |

# SUSPENSION - stabilizer






AUFHÄNGUNG - Stabilisator

**12 F - 01**

GROUP

PAGE



|   | DT-No.  | Reference-No. | Description                  | Beschreibung             | PU | Notes / Bemerkungen | Pic-No. |
|---|---------|---------------|------------------------------|--------------------------|----|---------------------|---------|
|    | 1.25027 |               | rubber bearing<br>inner-Ø 50 | Gummilager<br>Innen-Ø 50 | 1  |                     |         |
|    | 1.27054 |               | rubber bearing<br>inner-Ø 65 | Gummilager<br>Innen-Ø 65 | 1  |                     |         |
|   | 1.27053 |               | rubber bearing<br>inner-Ø 50 | Gummilager<br>Innen-Ø 50 | 1  | 6x2, 8x2            |         |
|  | 1.25076 |               | bearing                      | Lager                    | 1  |                     |         |
|  | 1.25077 |               | bushing                      | Buchse                   | 1  |                     |         |

# SUSPENSION - valves







AUFHÄNGUNG - Ventile

**12 G - 01**

GROUP

PAGE



|   | DT-No.  | Reference-No. | Description                    | Beschreibung                      | PU | Notes / Bemerkungen  | Pic-No. |
|---|---------|---------------|--------------------------------|-----------------------------------|----|--|---------|
|    | 1.18314 |               | return valve                   | Rückschlagventil                  | 1  |  |         |
|    | 1.25603 |               | level valve                    | Niveauventil                      | 1  | -- chassis 9009857<br>-- chassis 4351770<br>-- chassis 1214433 |         |
|   | 1.25616 |               | level valve                    | Niveauventil                      | 1  | chassis 9009858 --<br>chassis 4351771 --<br>chassis 1214434 -- |         |
|   | 1.32532 |               | repair kit for 1.25603 (Knorr) | Reparatursatz für 1.25603 (Knorr) | 1  |  |         |
|  | 1.13078 |               | solenoid valve                 | Magnetventil                      | 1  | 4x2 A  |         |
|  | 1.25606 |               | solenoid valve                 | Magnetventil                      | 1  | 4x2 A<br>-- chassis 1214433                                    |         |
|  | 1.18382 |               | solenoid valve                 | Magnetventil                      | 1  | 4x2 A<br>chassis 1214434 --                                    |         |



# SUSPENSION - valves







AUFHÄNGUNG - Ventile

**12 G - 02**

GROUP

PAGE



|   | DT-No.  | Reference-No. | Description                                | Beschreibung                                | PU | Notes / Bemerkungen  | Pic-No. |
|---|---------|---------------|--|---|----|--|---------|
|    | 1.25607 |               | solenoid valve<br>air spring, rear         | Magnetventil<br>Luftfederung,<br>hinten     | 1  | 8x2/4  |         |
|    | 1.25618 |               | solenoid valve                             | Magnetventil                                | 1  | 4x2 A<br>-- chassis 1220854  |         |
|   | 1.25619 |               | solenoid valve<br>for front leaf<br>spring | Magnetventil<br>für vordere Blatt-<br>feder | 1  | ELC 2<br>4x2 A, 6x4 A, 8x4 A<br>4x2 B, 6x4 B<br>chassis 1220855 -- |         |
|  | 1.18362 |               | silencer<br>for<br>1.25619                 | Schalldämpfer<br>für<br>1.25619             | 1  |  |         |
|  | 1.21623 |               | sensor                                     | Geber                                       | 1  | ELC 2  |         |
|  | 1.21624 |               | pressure sensor                            | Druckgeber                                  | 1  | ELC 2 - ASA<br>4x2, 6x4<br>ELC - 6x2, 6x2/4                        |         |

# SUSPENSION - valves

AUFHÄNGUNG - Ventile

**12 G - 03**

GROUP

PAGE



**DT-No.**

Reference-No.

**Description**

Beschreibung

PU

**Notes / Bemerkungen**

Pic-No.



**1.18377**

pressure limiting  
valve  
8,0 bar

Druckbegrenzungs-  
ventil  
8,0 bar

1

ELC 2  
6x2, 6x2/4



**1.21607**

pressure sensor  
10 tons

Druckgeber  
10 Tonnen

1

# SUSPENSION - bogie axle





AUFHÄNGUNG - Doppelachse

**12 H - 01**

GROUP

PAGE



|          | DT-No.  | Reference-No. | Description   | Beschreibung   | PU | Notes / Bemerkungen  | Pic-No. |
|----------|---|---------------|---|--|----|--|---------|
|          | 1.25516   |               | reaction rod  | Reaktionsstrebe  | 1  | BT 200 B/I<br>BT 201 B/I   | -       |
|          | 1.25515   |               | reaction rod  | Reaktionsstrebe  | 1  | BT 200 B/I<br>BT 300 B/I 2 x AD 1100   | A       |
|          | 1.16245   |               | reaction rod<br>semi elliptic spring                              | Reaktionsstrebe<br>Trapezfeder   | 1  | 2 x AD 1500  | -       |
|          | 1.16246   |               | reaction rod<br>semi elliptic spring                              | Reaktionsstrebe<br>Trapezfeder   | 1  | 2 x AD 1500<br>-- chassis 1147976  | -       |
|          | 1.25519   |               | reaction rod<br>semi elliptic spring                              | Reaktionsstrebe<br>Trapezfeder   | 1  | 2 x AD 1500<br>chassis 1167918 --<br>chassis 4299693 --  | -       |
| <b>A</b> |   |               |   |  |    |  |         |
|          | 1.32525   |               | repair kit<br>for<br>1.25516<br>1.25515<br><br><u>old version</u> | Reparatursatz<br>für<br>1.25516<br>1.25515<br><br><u>alte Ausführung</u> | 1  |  |         |
|          |  |               |   |  |    |  |         |
|          | 1.32518   |               | repair kit<br>for<br>1.25516<br><br><u>new version</u>            | Reparatursatz<br>für<br>1.25516<br><br><u>neue Ausführung</u>            | 1  |  |         |
|          |  |               |   |  |    |  |         |
|          | 1.32517   |               | rubber bushing  | Gummibuchse  | 1  | BT 300 B<br>-- chassis 1280184<br>-- chassis 4471602<br>-- chassis 9069959<br>-- chassis 3533626 |         |
|          |  |               |   |  |    |  |         |

# SUSPENSION - bogie axle






AUFHÄNGUNG - Doppelachse

**12 H - 02**

GROUP

PAGE



|   | DT-No.  | Reference-No. | Description   | Beschreibung  | PU | Notes / Bemerkungen                    | Pic-No. |
|---|---------|---------------|---|---|----|--|---------|
|    | 1.27030 |               | rubber bearing for 1.16245                              | Gummilager für 1.16245                                | 1  |  |         |
|    | 1.27032 |               | rubber bearing bore dia: 18 for 1.16245 1.16246 1.25519 | Gummilager Bohrungs-Ø: 18 für 1.16245 1.16246 1.25519 | 1  |  |         |
|   | 1.16390 |               | bracket complete  | Halter komplett                                       | 1  | BT 200 B/I                             |         |
|   | 1.16391 |               | bracket complete  | Halter komplett                                       | 1  | BT 201 B/I<br>BT 300 B/I               |         |
|   |         |               |   |   |    |  |         |
|   | 1.31680 |               | kit   | Satz  | 1  | BT 201 B/I                             |         |
|  |         |               |   |   |    |  |         |
|  | 1.16244 |               | bushing included in 1.16390                             | Buchse enthalten in 1.16390                           | 1  | BT 200 B/I<br>BT 201 B/I<br>BT 300 B/I |         |

# SUSPENSION - bogie axle



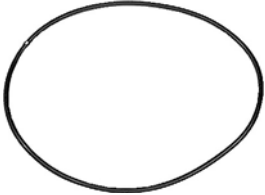





AUFHÄNGUNG - Doppelachse

**12 H - 03**

GROUP

PAGE



|   | DT-No.  | Reference-No. | Description     | Beschreibung | PU | Notes / Bemerkungen      | Pic-No. |
|---|---------|---------------|-----------------|--------------|----|--------------------------|---------|
|    | 1.16080 |               | seal ring       | Dichtring    | 1  | BT 200 B/I               |         |
|    | 1.16239 |               | pin             | Bolzen       | 10 | BT 200 B/I               |         |
|    | 1.16085 |               | o-ring          | O-Ring       | 10 | BT 200 B/I               |         |
|   | 1.16272 |               | washer          | Scheibe      | 1  | BT 200 B/I               |         |
|  | 1.16370 |               | thrust washer   | Druckscheibe | 1  | BT 200 B/I               |         |
|  | 1.16371 |               | plug            | Stopfen      | 1  | BT 200 B/I               |         |
|  | 1.16383 |               | washer          | Scheibe      | 10 | BT 300 B/I               |         |
|  | 1.16372 |               | protection ring | Schutzring   | 1  | BT 201 B/I<br>BT 300 B/I |         |

# SUSPENSION - bogie axle









AUFHÄNGUNG - Doppelachse

**12 H - 04**

GROUP

PAGE



|   | DT-No.  | Reference-No. | Description   | Beschreibung      | PU | Notes / Bemerkungen      | Pic-No. |
|---|---------|---------------|---------------|-------------------|----|--------------------------|---------|
|    | 1.16373 |               | gasket        | Dichtung          | 1  | BT 201 B/I<br>BT 300 B/I |         |
|    | 1.16389 |               | wear ring     | Verschleissring   | 1  | BT 201 B/I<br>BT 300 B/I |         |
|    | 1.16241 |               | lock washer   | Sicherungsscheibe | 1  | BT 201 B/I<br>BT 300 B/I |         |
|  | 1.16236 |               | thrust washer | Druckscheibe      | 1  | BT 201 B/I<br>BT 300 B/I |         |
|  | 1.16395 |               | seal ring     | Dichtring         | 1  | BT 201 B/I<br>BT 300 B/I |         |
|  | 1.16396 |               | thrust washer | Druckscheibe      | 1  | BT 201 B/I<br>BT 300 B/I |         |
|  | 1.16243 |               | nut           | Mutter            | 1  | BT 201 B/I<br>BT 300 B/I |         |
|  | 1.16397 |               | o-ring        | O-Ring            | 10 | BT 201 B/I<br>BT 300 B/I |         |

The original numbers of the vehicle manufacturer may be used for comparison purposes only and must not be mentioned on invoices to vehicle owners.

# SUSPENSION - bogie axle






AUFHÄNGUNG - Doppelachse

**12 H - 05**

GROUP

PAGE



|   | DT-No.         | Reference-No. | Description                                   | Beschreibung                     | PU | Notes / Bemerkungen | Pic-No. |
|---|----------------|---------------|---|----------------------------------|----|---------------------|---------|
|   | <b>1.31653</b> |               | bearing bracket complete semi elliptic spring | Lagerträger komplett Trapezfeder | 1  | AD 1500             |         |
|   | <b>1.16249</b> |               | bearing bracket semielliptic spring           | Lagerträger Trapezfeder          | 1  |                     |         |
|    |                |               |   |                                  |    |                     |         |
|   | <b>1.16269</b> |               | cover for 1.16249                             | Deckel für 1.16249               | 1  |                     |         |
|  | <b>1.16371</b> |               | plug for 1.16269                              | Stopfen für 1.16269              | 10 |                     |         |
|   | <b>1.31650</b> |               | repair kit                                    | Reparatursatz                    | 1  | AD 1500             |         |
|  |                |               |   |                                  |    |                     |         |
|  | <b>1.16244</b> |               | bushing included in 1.31650                   | Buchse enthalten in 1.31650      | 1  |                     |         |

# SUSPENSION - bogie axle









AUFHÄNGUNG - Doppelachse

**12 H - 06**

GROUP

PAGE



|   | DT-No.  | Reference-No. | Description                       | Beschreibung                           | PU | Notes / Bemerkungen | Pic-No. |
|---|---------|---------------|-----------------------------------|--|----|---------------------|---------|
|    | 1.16240 |               | spacer ring included in 1.31650   | Abstandring enthalten in 1.31650       | 1  |                     |         |
|    | 1.16272 |               | washer included in 1.31650        | Scheibe enthalten in 1.31650           | 1  |                     |         |
|    | 1.16238 |               | shim - 0,25 included in 1.31650   | Ausgleichscheibe enthalten in 1.31650  | 10 |                     |         |
|   | 1.16237 |               | shim - 0,5 included in 1.31650    | Ausgleichscheibe enthalten in 1.31650  | 10 |                     |         |
|  | 1.16236 |               | thrust washer included in 1.31650 | Druckscheibe enthalten in 1.31650      | 1  |                     |         |
|  | 1.16241 |               | lock washer included in 1.31650   | Sicherungsscheibe enthalten in 1.31650 | 10 |                     |         |
|  | 1.16243 |               | nut included in 1.31650           | Mutter enthalten in 1.31650            | 1  |                     |         |
|  | 1.16228 |               | cover gasket included in 1.31650  | Deckeldichtung enthalten in 1.31650    | 10 |                     |         |
|  | 1.16239 |               | pin included in 1.31650           | Stift enthalten in 1.31650             | 10 |                     |         |



# SUSPENSION - bogie axle

AUFHÄNGUNG - Doppelachse

**12 H - 07**

GROUP

PAGE



|   | DT-No.  | Reference-No. | Description                        | Beschreibung                        | PU | Notes / Bemerkungen | Pic-No. |
|---|---------|---------------|------------------------------------|-------------------------------------|----|---------------------|---------|
|    | 1.16230 |               | seal ring included in 1.31650      | Dichtring enthalten in 1.31650      | 1  |                     |         |
|    | 1.16242 |               | o-ring 110 x 3 included in 1.31650 | O-Ring 110 x 3 enthalten in 1.31650 | 10 |                     |         |
|   | 1.16235 |               | spacer ring                        | Abstandring                         | 1  |                     |         |
|  | 1.16387 |               | screw for 1.16235                  | Schraube für 1.16235                | 10 |                     |         |
|  | 1.16248 |               | bogie axle                         | Pendelachse                         | 1  | AD 1500             |         |
|  | 1.31651 |               | repair kit for 1.16248             | Reparatursatz für 1.16248           | 1  |                     |         |

# SUSPENSION - bogie axle






AUFHÄNGUNG - Doppelachse

**12 H - 08**

GROUP

PAGE



|   | DT-No.  | Reference-No. | Description                       | Beschreibung                           | PU | Notes / Bemerkungen | Pic-No. |
|---|---------|---------------|-----------------------------------|--|----|---------------------|---------|
|    | 1.16273 |               | clamping ring included in 1.31651 | Klemmring enthalten in 1.31651         | 1  |                     |         |
|    | 1.16274 |               | thrust ring                       | Druckring                              | 1  |                     |         |
|    | 1.16241 |               | lock washer included in 1.31651   | Sicherungsscheibe enthalten in 1.31651 | 10 |                     |         |
|   | 1.16243 |               | nut included in 1.31651           | Mutter enthalten in 1.31651            | 1  |                     |         |
|  | 1.27007 |               | rubber buffer                     | Gummipuffer                            | 1  |                     |         |

# SUSPENSION - axle lift

AUFHÄNGUNG - Achsenlift

**12 I - 01**

GROUP

PAGE



**DT-No.**

Reference-No.

**Description**

Beschreibung

PU

**Notes / Bemerkungen**

Pic-No.

**1.25614**

cylinder

Zylinder

1



**1.31656**

repair kit  
for 1.25614

Reparaturset  
für 1.25614

1



**1.16099**

e-motor

E-Motor

1



**1.16089**

pump, complete

Pumpe, komplett

1



**1.21103**

relay

Relais

1



**1.16095**

strap

Spannband

1



# SUSPENSION - axle lift

AUFHÄNGUNG - Achsenlift

**12 I - 02**

GROUP PAGE



|   | DT-No.  | Reference-No. | Description               | Beschreibung                | PU | Notes / Bemerkungen | Pic-No. |
|---|---------|---------------|---------------------------|-----------------------------|----|---------------------|---------|
|    | 1.16096 |               | valve, complete           | Ventil, komplett            | 1  |                     |         |
|    | 1.16094 |               | valve included in 1.16096 | Ventil enthalten in 1.16096 | 1  |                     |         |
|    | 1.31670 |               | repair kit for 1.16096    | Reparatursatz für 1.16096   | 1  |                     |         |
|   | 1.16081 |               | valve                     | Ventil                      | 1  |                     |         |
|  | 1.16097 |               | solenoid switch           | Magnetschalter              | 1  |                     |         |
|  | 1.16406 |               | pressure switch           | Druckschalter               | 1  |                     |         |

# STEERING - steering wheel & steering column

LENKUNG - Lenkrad & Lenksäule

# 13 A - 01

GROUP

PAGE

|    | DT-No.  | Reference-No. | Description                               | Beschreibung                              | PU | Notes / Bemerkungen | Pic-No. |
|---|---------|---------------|---|---|----|---------------------|---------|
|    | 1.19085 |               | horn                                      | Hupenknopf                                | 1  |                     |         |
|    | 1.19236 |               | bushing kit for 1.19085                   | Buchsensatz für 1.19085                   | 1  |                     |         |
|   | 1.19231 |               | steering lock complete                    | Lenkschloss komplett                      | 1  | chassis 1221303 --  |         |
|  | 1.19232 |               | steering lock included in 1.19230 1.19231 | Lenkschloss enthalten in 1.19230 1.19231  | 1  |                     |         |
|  | 1.19240 |               | starter lock included in 1.19230 1.19231  | Startschloss enthalten in 1.19230 1.19231 | 1  |                     |         |
|  | 1.31920 |               | lock cylinder kit                         | Schliesszylinder-satz                     | 1  |                     |         |

# STEERING - steering wheel & steering column

LENKUNG - Lenkrad & Lenksäule

**13 A - 02**

GROUP

PAGE



|   | DT-No.  | Reference-No. | Description                           | Beschreibung                     | PU | Notes / Bemerkungen | Pic-No. |
|---|---------|---------------|---------------------------------------|----------------------------------|----|---------------------|---------|
|    | 1.19235 |               | lock pin                              | Spannstift                       | 10 |                     |         |
|    | 1.19095 |               | handle for adjustable steering column | Griff für verstellbare Lenksäule | 1  |                     |         |
|    | 1.19096 |               | spring for adjustable steering column | Feder für verstellbare Lenksäule | 10 |                     |         |
|    | 1.19097 |               | sleeve for adjustable steering column | Hülse für verstellbare Lenksäule | 10 |                     |         |
|  | 1.19090 |               | boot                                  | Manschette                       | 1  |                     |         |
|   | 1.19024 |               | steering column                       | Lenksäule                        | 1  | R - models          |         |
|   | 1.19014 |               | steering column                       | Lenksäule                        | 1  | P-models            |         |
|   | 1.19226 |               | steering column                       | Lenksäule                        | 1  | T-models            |         |



# STEERING - drag link

LENKUNG - Lenkstange

**13 B - 01**

GROUP

PAGE



DT-No.

Reference-No.

Description

Beschreibung

PU

Notes / Bemerkungen

Pic-No.

1.19067

drag link  
length: 1059 mm  
left-hand-drive

Lenkstange  
Länge: 1059 mm  
Linkslenkung

1

4x2, 6x2, 6x4, 6x2/4

1.19063

drag link  
length: 1059 mm  
right-hand-drive

Lenkstange  
Länge: 1059 mm  
Rechtslenkung

1

4x2, 6x2, 6x4, 6x2/4

1.19352

drag link  
length: 435 mm  
left-hand-drive

Lenkstange  
Länge: 435 mm  
Linkslenkung

1

6x2/4

1.19353

drag link  
length: 438,5 mm  
right-hand-drive

Lenkstange  
Länge: 438,5 mm  
Rechtslenkung

1

6x2/4

1.19069

drag link  
2. drag link

Lenkstange  
2. Lenkstange

1

LA 6x2/4

1.19064

drag link  
length: 1921 mm  
2. drag link

Lenkstange  
Länge: 1921 mm  
2. Lenkstange

1

8x4

1.19065

drag link  
length: 495 mm  
3. drag link

Lenkstange  
Länge: 495 mm  
3. Lenkstange

1

8x4

1.19350

drag link  
length: 1063 mm  
left-hand-drive

Lenkstange  
Länge: 1063 mm  
Linkslenkung

1

4x4, 6x6

1.19351

drag link  
length: 1063 mm  
right-hand-drive

Lenkstange  
Länge: 1063 mm  
Rechtslenkung

1

4x4, 6x6



1.19007

ball joint  
right-hand-thread

Kugelkopf  
Rechtsgewinde

1

1.19006

ball joint  
left-hand-thread

Kugelkopf  
Linksgewinde

1



1.19005

ball joint  
right-hand-thread

Kugelkopf  
Rechtsgewinde

1

6x2 / 4



# STEERING - drag link

LENKUNG - Lenkstange

**13 B - 02**

GROUP

PAGE



DT-No.

Reference-No.

Description

Beschreibung

PU

Notes / Bemerkungen


Pic-No.

1.19013

adjusting sleeve

Einstellhülse

1



1.19172

steering cylinder

Lenkungszyylinder

1

8x2, 8x4

-



1.19004

ball joint  
for 1.19172

Kugelgelenk  
für 1.19172

1





# STEERING - steering box & steering pump

LENKUNG - Lenkgetriebe & Lenkungpumpe

**13 C - 01**

GROUP PAGE



DT-No.

Reference-No.

Description

Beschreibung

PU

Notes / Bemerkungen

Pic-No.

1.31904

repair kit

Reparatursatz

1 TAS 85



1.31905

repair kit

Reparatursatz

1 TAS 85  
TAS 86  
TAS 87



1.31914

valve

Ventil

1 TAS 85  
TAS 86  
TAS 87




1.31915

repair kit

Reparatursatz

1 TAS 85



1.31906

repair kit

Reparatursatz

1 ZF8098



1.31907

repair kit

Reparatursatz

1 ZF8098



# STEERING - steering box & steering pump

LENKUNG - Lenkgetriebe & Lenkungspumpe

**13 C - 02**

GROUP

PAGE



|   | DT-No.  | Reference-No. | Description                              | Beschreibung                                  | PU | Notes / Bemerkungen | Pic-No. |
|---|---------|---------------|--|---|----|---------------------|---------|
|    | 1.19113 |               | steering pump<br>16 dm3                  | Lenkungspumpe<br>16 dm3                       | 1  |                     |         |
|   | 1.19099 |               | steering pump<br>16 dm3 - 150 bar        | Lenkungspumpe<br>16 dm3 - 150 bar             | 1  |                     |         |
|    | 1.19116 |               | steering pump<br>22 dm3                  | Lenkungspumpe<br>22 dm3                       | 1  |                     |         |
|   | 1.19119 |               | steering pump<br>22 dm3 - 150 bar        | Lenkungspumpe<br>22 dm3 - 150 bar             | 1  |                     |         |
|   | 1.10711 |               | o-ring<br>64,5 x 3                       | O-Ring<br>64,5 x 3                            | 10 |                     |         |
|  | 1.19220 |               | pump insert<br>for all steering<br>pumps | Pumpeneinsatz<br>für alle Lenkungs-<br>pumpen | 1  |                     |         |
|  | 1.31953 |               | gasket kit<br>for all steering<br>pumps  | Dichsatz<br>für alle Lenkungs-<br>pumpen      | 1  |                     |         |
|  | 1.24901 |               | gasket                                   | Dichtung                                      | 10 |                     |         |
|  | 1.24902 |               | gasket                                   | Dichtung                                      | 10 |                     |         |

# STEERING - oil container

LENKUNG - Ölvorratsbehälter

**13 D - 01**

GROUP

PAGE



DT-No.

Reference-No.

Description

Beschreibung

PU

Notes / Bemerkungen

Pic-No.

1.19165

oil container

Ölvorratsbehälter

1

-- chassis 4484077  
-- chassis 1285221  
-- chassis 9075491  
-- chassis 3537 369

A

1.19166

oil container


Ölvorratsbehälter

1

chassis 1285222--  
chassis 4484078 --  
chassis 9075492 --  
chassis 3537370 --

-

A



1.19150

filter  
included in  
1.19165  
1.19166

Filter  
enthalten in  
1.19165  
1.19166

1



1.24097

o-ring  
59,5 x 3  
included in  
1.19165  
1.19166

O-Ring  
59,5 x 3  
enthalten in  
1.19165  
1.19166

10



1.19162

oil dipstick  
included in  
1.19165  
1.19166

Ölmesstab  
enthalten in  
1.19165  
1.19166

1



1.19180

hose  
for  
1.19165  
1.19166

Schlauch  
für  
1.19165  
1.19166

1



1.19181

hose  
for  
1.19165  
1.19166

Schlauch  
für  
1.19165  
1.19166

1



# ENGINE CONTROL - accelerator pedal









MOTORBEDIENUNG - Fahrpedal

**14 A - 01**

GROUP

PAGE



|   | DT-No.  | Reference-No. | Description                | Beschreibung      | PU | Notes / Bemerkungen | Pic-No. |
|---|---------|---------------|----------------------------|-------------------|----|---------------------|---------|
|    | 1.20007 |               | accelerator pedal complete | Gaspedal komplett | 1  |                     |         |
|    | 1.20145 |               | accelerator pedal          | Gaspedal          | 1  |                     |         |
|   | 1.20142 |               | link                       | Gestänge          | 1  |                     |         |
|  | 1.20141 |               | link                       | Gestänge          | 1  |                     |         |
|  | 1.20090 |               | lock bolt                  | Schliessbolzen    | 1  |                     |         |
|  | 1.20091 |               | lock ring                  | Sicherungsring    | 10 |                     |         |
|  | 1.20008 |               | bushing                    | Buchse            | 10 |                     |         |
|  | 1.20111 |               | spring                     | Feder             | 1  |                     |         |

# ENGINE CONTROL - accelerator pedal





MOTORBEDIENUNG - Fahrpedal

**14 A - 02**

GROUP

PAGE



|   | DT-No.  | Reference-No. | Description   | Beschreibung                                      | PU | Notes / Bemerkungen  | Pic-No. |
|---|---------|---------------|---|---|----|--|---------|
|    | 1.20070 |               | spring  | Feder   | 1  |  |         |
|    | 1.20021 |               | control motor   | Regelmotor  | 1  | P 114  |         |
|   | 1.20023 |               | control motor<br><u>right-hand-drive</u>                          | Regelmotor<br><u>Rechtslenkung</u>                | 1  |  |         |
|  | 1.20064 |               | accelerator wire<br><u>left-hand-drive</u>                        | Gaszug<br><u>Linkslenkung</u>                     | 1  | P 94   |         |
|   | 1.20065 |               | accelerator wire<br><u>left-hand-drive</u>                        | Gaszug<br><u>Linkslenkung</u>                     | 1  | R 94   |         |
|   | 1.20056 |               | accelerator wire<br><u>right-hand-drive</u>                       | Gaszug<br><u>Rechtslenkung</u>                    | 1  | PR 94  |         |
|   | 1.20066 |               | accelerator wire<br><u>left-hand-drive</u><br><u>without EDC</u>  | Gaszug<br><u>Linkslenkung</u><br><u>ohne EDC</u>  | 1  | PR 114 (DSC-motor)<br>R 114 (DC-motor)<br>R 124 (DC-motor) |         |
|   | 1.20057 |               | accelerator wire<br><u>right-hand-drive</u><br><u>without EDC</u> | Gaszug<br><u>Rechtslenkung</u><br><u>ohne EDC</u> | 1  | PR 114 (DSC-motor)   |         |
|   | 1.20068 |               | accelerator wire<br><u>left-hand-drive</u><br><u>without EDC</u>  | Gaszug<br><u>Linkslenkung</u><br><u>ohne EDC</u>  | 1  | P 114 (DC-motor)<br>P 124 (DC-motor)                       |         |
|   | 1.20058 |               | accelerator wire<br><u>right-hand-drive</u><br><u>without EDC</u> | Gaszug<br><u>Rechtslenkung</u><br><u>ohne EDC</u> | 1  | PR 114 (DC-motor)<br>PR 124                                |         |
|   | 1.20067 |               | accelerator wire<br><u>left-hand-drive</u>                        | Gaszug<br><u>Linkslenkung</u>                     | 1  | R 124  |         |
|   | 1.20068 |               | accelerator wire<br><u>left-hand-drive</u>                        | Gaszug<br><u>Linkslenkung</u>                     | 1  | P 124  |         |
|  | 1.20087 |               | bolt<br>for accelerator<br>wires                                  | Bolzen<br>für Gaszüge                             | 10 |  |         |

# ENGINE CONTROL - accelerator pedal






MOTORBEDIENUNG - Fahrpedal

**14 A - 03**

GROUP

PAGE



|  | DT-No.  | Reference-No. | Description               | Beschreibung              | PU | Notes / Bemerkungen | Pic-No. |
|--|---------|---------------|---------------------------|---------------------------|----|---------------------|---------|
|   | 1.18450 |               | link yoke                 | Gabelkopf                 | 10 |                     |         |
|   | 1.20088 |               | clevis pin<br>for 1.18450 | Spannstift<br>für 1.18450 | 10 |                     |         |
|   | 1.20012 |               | bushing                   | Buchse                    | 10 |                     |         |
|   | 1.20009 |               | bushing                   | Buchse                    | 10 |                     |         |
|  | 1.20025 |               | solenoid valve            | Magnetventil              | 1  |                     |         |

# ELECTRICAL SYSTEM - central unit






ELEKTRISCHE ANLAGE - Zentraleinheit

**16 A - 01**

GROUP

PAGE



|   | DT-No.  | Reference-No. | Description                                     | Beschreibung  | PU | Notes / Bemerkungen | Pic-No. |
|---|---------|---------------|---|---|----|---------------------|---------|
|    | 1.21516 |               | relay   | Relais  | 1  |                     |         |
|    | 1.21515 |               | relay<br>reduction of brake<br>pressure         | Relais<br>Bremsdruckredu-<br>zierung                          | 1  |                     |         |
|    | 1.21506 |               | flasher relay                                   | Blinkerrelais   | 1  |                     |         |
|  | 1.21526 |               | relay socket                                    | Relaissockel  | 1  |                     |         |
|  | 1.21093 |               | relay<br>supply<br>ABS-control lamp<br>cab tilt | Relais<br>Versorgung<br>ABS-Kontrolleuchte<br>Kabinenklippung | 1  |                     |         |
|  | 1.21507 |               | relay<br>full and dipped<br>beam                | Relais<br>Fern- und Abblend-<br>licht                         | 1  |                     |         |
|  | 1.21505 |               | relay<br>intermittent wiper                     | Relais<br>Intervallwischer                                    | 1  |                     |         |

**ELECTRICAL SYSTEM - central unit**

ELEKTRISCHE ANLAGE - Zentraleinheit

**16 A - 02**

GROUP

PAGE



|   | DT-No.  | Reference-No. | Description                      | Beschreibung                        | PU | Notes / Bemerkungen | Pic-No. |
|---|---------|---------------|----------------------------------|-------------------------------------|----|---------------------|---------|
|    | 1.21091 |               | relay                            | Relais                              | 1  |                     |         |
|    | 1.21104 |               | buzzer                           | Summer                              | 1  |                     |         |
|    | 1.21514 |               | diode<br>EDC                     | Diode<br>EDC                        | 1  |                     |         |
|   | 1.21504 |               | relay<br>gearbox                 | Drehzahlwächter<br>Getriebe         | 1  |                     |         |
|  | 1.21508 |               | control unit<br>ABS, EBS trailer | Steuergerät<br>ABS, EBS<br>Anhänger | 1  |                     |         |
|  | 1.21509 |               | control unit<br>tag axle lift    | Steuergerät<br>Achslift             | 1  |                     |         |
|  | 1.21283 |               | horn                             | Signalhorn                          | 1  |                     |         |



# ELECTRICAL SYSTEM - central unit

ELEKTRISCHE ANLAGE - Zentraleinheit

**16 A - 03**

GROUP

PAGE



DT-No.

Reference-No.

Description

Beschreibung

PU

Notes / Bemerkungen

Pic-No.

1.21550

switch  
direction indicator

Schalter  
Blinker

1



1.21551

switch  
direction indicator  
without cruise  
control

Schalter  
Blinker  
ohne Geschwin-  
digkeitsregelung

1



1.21554

wiper switch

Wischerschalter

1



# ELECTRICAL SYSTEM - generator & starter

ELEKTRISCHES ANLAGE - Lichtmaschine & Anlasser

**16 B - 01**

GROUP

PAGE



|   | DT-No.  | Reference-No. | Description   | Beschreibung   | PU | Notes / Bemerkungen | Pic-No. |
|---|---------|---------------|---|--|----|---------------------|---------|
|    | 1.21339 |               | generator<br>N1-28V 20/65 A<br>1-pole                               | Lichtmaschine<br>N1-28V 20/65 A<br>1-polig                               | 1  |                     |         |
|   | 1.21332 |               | generator<br>A14 VI 19 25/90 A<br>1-pole                            | Lichtmaschine<br>A14 VI 19 25/90 A<br>1-polig                            | 1  |                     |         |
|   | 1.21329 |               | generator<br>A14 VI 20 25/90 A<br>1-pole                            | Lichtmaschine<br>A14 VI 20 25/90 A<br>1-polig                            | 1  |                     |         |
|   | 1.21328 |               | generator<br>A14 VI 19 25/90 A<br>1-pole<br><u>industry engines</u> | Lichtmaschine<br>A14 VI 19 25/90 A<br>1-polig<br><u>Industriemotoren</u> | 1  |                     |         |
|    | 1.21355 |               | ball bearing<br>for<br>1.21339                                      | Kugellager<br>für<br>1.21339   | 1  |                     |         |
|  | 4.60915 |               | regulator<br>for<br>1.21339   | Regler<br>für<br>1.21339   | 1  |                     |         |
|  | 1.21360 |               | tension screw   | Spannschraube  | 1  | 94                  |         |
|  | 1.21343 |               | fan   | Lüfter   | 1  |                     |         |
|  | 1.21340 |               | pulley  | Riemenscheibe  | 1  | 94                  |         |
|  | 1.21342 |               | pulley  | Riemenscheibe  | 1  | 114<br>124<br>144   |         |

# ELECTRICAL SYSTEM - generator & starter

ELEKTRISCHES ANLAGE - Lichtmaschine & Anlasser

**16 B - 02**

GROUP

PAGE



| DT-No.  | Reference-No.  | Description   | Beschreibung  | PU | Notes / Bemerkungen | Pic-No. |
|---|----------------|---|---|----|---------------------|---------|
| <b>1.21371</b>  |                | starter<br>IF R KB 24V - 4kW<br>1 pole  | Anlasser<br>IF R KB 24V - 4kW<br>1-polig  | 1  | 94                  |         |
| <b>1.21374</b>  |                | starter   | Anlasser  | 1  | 114 (DSC 11)        |         |
| <b>1.21378</b>  |                | starter<br>2-pole<br><u>chassis insulated</u><br><u>electric system</u>                     | Anlasser<br>2-polig<br><u>Elektrosystem mit</u><br><u>Fahrgestellisolie-</u><br><u>rung</u>                     | 1  | 114 (DSC 11 - ADR)  |         |
| <b>1.21375</b>  |                | starter<br>JE 24 V - 6,7 kW   | Anlasser<br>JE 24 V - 6,7 kW  | 1  | 114 (DC 11)<br>124  |         |
| <b>1.21379</b>  |                | starter<br>JE 24 V - 6,7 kW<br>2-pole<br><u>chassis insulated</u><br><u>electric system</u> | Anlasser<br>JE 24 V - 6,7 kW<br>2-polig<br><u>Elektrosystem mit</u><br><u>Fahrgestellisolie-</u><br><u>rung</u> | 1  | 114 (DC 11)<br>124  |         |
| <b>1.21376</b>  |                | starter<br>JE 6,7 kW  | Anlasser<br>JE 6,7 kW   | 1  | 144                 |         |
|  |                |   |   |    |                     |         |
|  | <b>1.21344</b> | starter pinion<br>for<br>1.21371  | Ritzel<br>für<br>1.21371  | 1  |                     |         |
|  | <b>1.21390</b> | starter pinion<br>for<br>1.21374<br>1.21378<br>1.21375<br>1.21376<br>1.21379                | Ritzel<br>für<br>1.21374<br>1.21378<br>1.21375<br>1.21376<br>1.21379  | 1  |                     |         |
|  | <b>1.21354</b> | needle bearing<br>for<br>1.21374<br>1.21378<br>1.21375<br>1.21376<br>1.21379                | Nadellager<br>für<br>1.21374<br>1.21378<br>1.21375<br>1.21376<br>1.21379  | 1  |                     |         |

# ELECTRICAL SYSTEM - generator & starter

ELEKTRISCHES ANLAGE - Lichtmaschine & Anlasser

# 16 B - 03

GROUP

PAGE



|   | DT-No.  | Reference-No. | Description  | Beschreibung   | PU | Notes / Bemerkungen | Pic-No. |
|---|---------|---------------|--|--|----|---------------------|---------|
|    | 1.21353 |               | ball bearing<br>for<br>1.21374<br>1.21378<br>1.21375<br>1.21376<br>1.21379   | Kugellager<br>für<br>1.21374<br>1.21378<br>1.21375<br>1.21376<br>1.21379 | 1  |                     |         |
|    | 1.21358 |               | needle bearing<br>for<br>1.21374<br>1.21378<br>1.21375<br>1.21376<br>1.21379 | Nadellager<br>für<br>1.21374<br>1.21378<br>1.21375<br>1.21376<br>1.21379 | 1  |                     |         |
|   | 1.21315 |               | rotor<br>for<br>1.21371  | Rotor<br>für<br>1.21371  | 1  |                     |         |
|  | 1.21395 |               | solenoid switch<br>for<br>1.21371  | Magnetschalter<br>für<br>1.21371   | 1  |                     |         |
|  | 1.21396 |               | solenoid switch<br>for<br>1.21374<br>1.21375<br>1.21376                      | Magnetschalter<br>für<br>1.21374<br>1.21375<br>1.21376                   | 1  |                     |         |
|  | 1.21397 |               | solenoid switch<br>for<br>1.21378<br>1.21379                                 | Magnetschalter<br>für<br>1.21378<br>1.21379                              | 1  |                     |         |
|   |         |               |  |  |    |                     |         |

# ELECTRICAL SYSTEM - lighting, front



ELEKTRISCHE ANLAGE - Beleuchtung, vorne

**16 C - 01**

GROUP

PAGE



|   | DT-No.  | Reference-No. | Description                                     | Beschreibung                                   | PU | Notes / Bemerkungen | Pic-No. |
|---|---------|---------------|---|--|----|---------------------|---------|
|    | 1.21486 |               | head lamp<br>left<br><u>right-hand-traffic</u>  | Scheinwerfer<br>links<br><u>Rechtsverkehr</u>  | 1  |                     |         |
|   | 1.21487 |               | head lamp<br>right<br><u>right-hand-traffic</u> | Scheinwerfer<br>rechts<br><u>Rechtsverkehr</u> | 1  |                     |         |
|    | 1.21468 |               | glass<br>for 1.21486                            | Streulinse<br>für 1.21486                      | 1  |                     |         |
|   | 1.21469 |               | glass<br>for 1.21487                            | Streulinse<br>für 1.21487                      | 1  |                     |         |
|   | 1.21488 |               | head lamp<br>left<br><u>left-hand-traffic</u>   | Scheinwerfer<br>links<br><u>Linksverkehr</u>   | 1  |                     |         |
|   | 1.21489 |               | head lamp<br>right<br><u>left-hand-traffic</u>  | Scheinwerfer<br>rechts<br><u>Linksverkehr</u>  | 1  |                     |         |
|  | 1.21470 |               | glass<br>for 1.21488                            | Streulinse<br>für 1.21488                      | 1  |                     |         |
|   | 1.21471 |               | glass<br>for 1.21489                            | Streulinse<br>1.21489                          | 1  |                     |         |
|  | 1.21473 |               | direction indicator<br>lamp, left               | Blinkleuchte<br>links                          | 1  |                     |         |
|   | 1.21472 |               | direction indicator<br>lamp, right              | Blinkleuchte<br>rechts                         | 1  |                     |         |
|  | 1.21590 |               | bulb holder<br>for<br>1.21473<br>1.21472        | Lampenfassung<br>für<br>1.21473<br>1.21472     | 1  |                     |         |
|  | 1.21494 |               | frame<br>left                                   | Rahmen<br>links                                | 1  |                     |         |
|   | 1.21495 |               | frame<br>right                                  | Rahmen<br>rechts                               | 1  |                     |         |

# ELECTRICAL SYSTEM - lighting, front








ELEKTRISCHE ANLAGE - Beleuchtung, vorne

**16 C - 02**

GROUP

PAGE



|   | DT-No.  | Reference-No. | Description   | Beschreibung  | PU | Notes / Bemerkungen | Pic-No. |
|---|---------|---------------|---|---|----|---------------------|---------|
|    | 1.21466 |               | reflector<br>left<br><u>right-hand-traffic</u>              | Reflektor<br>links<br><u>Rechtsverkehr</u>                          | 1  |                     |         |
|   | 1.21467 |               | reflector<br>right<br><u>right-hand-traffic</u>             | Reflektor<br>rechts<br><u>Rechtsverkehr</u>                         | 1  |                     |         |
|   | 1.21464 |               | reflector<br>left<br><u>left-hand-traffic</u>               | Reflektor<br>links<br><u>Linksverkehr</u>                           | 1  |                     |         |
|   | 1.21465 |               | reflector<br>right<br><u>left-hand-traffic</u>              | Reflektor<br>rechts<br><u>Linksverkehr</u>                          | 1  |                     |         |
|    | 1.21497 |               | frame<br>head lamp  | Rahmen<br>Scheinwerfer  | 1  |                     |         |
|  | 1.21573 |               | bulb<br>75 / 70 W H4  | Lampe<br>75 / 70 W H4   | 10 |                     |         |
|  | 1.21570 |               | bulb<br>5 W Ba 15S Hd                                       | Lampe<br>5 W Ba 15S Hd  | 10 |                     |         |
|  | 1.21578 |               | bulb<br>21 W Ba 15S Hd                                      | Lampe<br>21 W Ba 15S Hd   | 10 |                     |         |
|  | 1.21491 |               | lamp protector kit<br>for<br>head lamps<br><u>clip type</u> | Lampenschutz-<br>satz für<br>Scheinwerfer<br><u>Klemmausführung</u> | 1  |                     |         |
|  | 1.22356 |               | wiper motor<br>left   | Wischermotor<br>links   | 1  |                     |         |
|   | 1.22361 |               | wiper motor<br>right  | Wischermotor<br>rechts  | 1  |                     |         |

# ELECTRICAL SYSTEM - lighting, front

ELEKTRISCHE ANLAGE - Beleuchtung, vorne

**16 C - 03**

GROUP

PAGE



|   | DT-No.  | Reference-No. | Description                          | Beschreibung                          | PU | Notes / Bemerkungen | Pic-No. |
|---|---------|---------------|--------------------------------------|---------------------------------------|----|---------------------|---------|
|    | 1.21499 |               | head lamp motor                      | Scheinwerfermotor                     | 1  |                     |         |
|    | 1.22590 |               | housing, head lamp, left             | Gehäuse, Scheinwerfer, links          | 1  |                     |         |
|   | 1.22591 |               | housing, head lamp, right            | Gehäuse, Scheinwerfer, rechts         | 1  |                     |         |
|   | 1.21452 |               | bracket, left                        | Halter, links                         | 1  |                     |         |
|   | 1.21453 |               | bracket, right                       | Halter, rechts                        | 1  |                     |         |
|  | 1.21480 |               | fog and extra head lamp left         | Nebel- und Zusatzscheinwerfer, links  | 1  |                     |         |
|   | 1.21481 |               | fog and extra head lamp right        | Nebel- und Zusatzscheinwerfer, rechts | 1  |                     |         |
|  | 1.21592 |               | bulb holder                          | Lampenfassung                         | 1  |                     |         |
|  | 1.21581 |               | bulb<br>70 W H1 P14,5S               | Lampe<br>70 W H1 P14,5S               | 10 |                     |         |
|  | 1.21496 |               | bracket<br>for<br>1.21480<br>1.21481 | Halter<br>für<br>1.21480<br>1.21481   | 1  |                     |         |

# ELECTRICAL SYSTEM - lighting, front

ELEKTRISCHE ANLAGE - Beleuchtung, vorne

**16 C - 04**

GROUP

PAGE



|   | DT-No.  | Reference-No. | Description                                      | Beschreibung   | PU | Notes / Bemerkungen | Pic-No. |
|---|---------|---------------|--|--|----|---------------------|---------|
|    | 1.21492 |               | lamp protector kit for 1.21480 1.21481 clip type | Leuchtenschutzsatz für 1.21480 1.21481 Klemmausführung | 1  |                     |         |
|    | 1.21285 |               | spot lamp for sun visor                          | Leuchte für Sonnenblende                               | 1  |                     |         |
|    | 1.21572 |               | lamp 70 W H3 Pk225 for 1.21285                   | Lampe 70 W H3 Pk225 für 1.21285                        | 1  |                     |         |
|  | 1.21224 |               | bracket for 1.21285                              | Halter für 1.21285                                     | 1  |                     |         |
|  | 1.21458 |               | marker lamp white for sun visor                  | Markierungsleuchte, weiss für Sonnenblende             | 1  |                     |         |
|   | 1.21459 |               | marker lamp amber for sun visor                  | Markierungsleuchte, bernstein für Sonnenblende         | 1  |                     |         |



# ELECTRICAL SYSTEM - lighting, rear

ELEKTRISCHE ANLAGE - Beleuchtung, hinten

# 16 D - 01

GROUP

PAGE



DT-No.

Reference-No.

Description

Beschreibung

PU

Notes / Bemerkungen

Pic-No.

1.21438

7-chamber-tail lamp, left

7-Kammer-Rückleuchte, links

1

1.21440

7-chamber-tail lamp, right

7-Kammer-Rückleuchte, rechts

1



1.21439

glass for 1.21438 1.21440

Glas für 1.21438 1.21440

1



1.21578

bulb 21 W Ba 15S Hd

Lampe 21 W Ba 15S Hd

10



1.21570

bulb 5W Ba 15S Hd

Lampe 5W Ba 15S Hd

10



1.21253

bracket

Halter

1

A-chassis



1.21269

bracket

Halter

1

B-chassis



1.21266

side marking lamp

Seitenmarkierungsleuchte

1



# ELECTRICAL SYSTEM - lighting, rear







ELEKTRISCHE ANLAGE - Beleuchtung, hinten

**16 D - 02**

GROUP

PAGE



|   | DT-No.  | Reference-No. | Description                                       | Beschreibung                                       | PU | Notes / Bemerkungen  | Pic-No. |
|---|---------|---------------|---|--|----|--|---------|
|    | 1.21065 |               | reflector   | Reflektor  | 1  |  |         |
|   | 1.22762 |               | bracket left                                      | Halter links                                       | 1  | 6x4, 8x4   |         |
|   | 1.22763 |               | bracket right                                     | Halter rechts                                      | 1  | 6x4, 8x4   |         |
|    |         |               |   |  |    |  |         |
|   | 1.21261 |               | working lamp                                      | Arbeitsleuchte                                     | 1  | -- chassis 1242683<br>-- chassis 4398009<br>-- chassis 9034913 |         |
|  | 1.21288 |               | working lamp                                      | Arbeitsleuchte                                     | 1  | chassis 1242684 --<br>chassis 4398010 --<br>chassis 9034914 -- |         |
|  | 1.21572 |               | lamp<br>70W H3 Pk225<br>for<br>1.21261<br>1.21288 | Lampe<br>70W H3 Pk225<br>für<br>1.21261<br>1.21288 | 10 |  |         |
|  | 1.22218 |               | splash guard                                      | Spritzschutz                                       | 1  |  |         |

# ELECTRICAL SYSTEM - battery box

ELEKTRISCHE ANLAGE - Batterieverteilerbox

**16 E - 01**

GROUP

PAGE



DT-No.

Reference-No.

Description

Beschreibung

PU

Notes / Bemerkungen

Pic-No.

1.21404

battery cover  
with step  
for trucks without  
ADR

Batteriedeckel  
mit Stufe  
für LKW ohne  
ADR

1 PR



1.21403

battery cover

Batteriedeckel

1



1.21405

strap  
for 1.21403

Spannband  
für 1.21403

1



1.21409

battery switch

Batteriehaupt-  
schalter

1



# ELECTRICAL SYSTEM - components

ELEKTRISCHE ANLAGE - Komponenten

**16 F - 01**

GROUP

PAGE



|  | DT-No.  | Reference-No. | Description                      | Beschreibung               | PU | Notes / Bemerkungen | Pic-No. |
|--|---------|---------------|----------------------------------|----------------------------|----|---------------------|---------|
|  | 1.21650 |               | plug<br>M 27                     | Stecker<br>M 27            | 1  |                     |         |
|  | 1.21651 |               | plug<br>M 24                     | Stecker<br>M 24            | 1  |                     |         |
|  | 1.21579 |               | bulb<br>1,2 W W2x4,6D            | Lampe<br>1,2 W W2x4,6 D    | 10 |                     |         |
|  | 1.21580 |               | socket bulb<br>1,2 W             | Sockellampe<br>1,2 W       | 10 |                     |         |
|  | 1.21585 |               | bulb<br>24 V 15 W Ba15S          | Lampe<br>24 V 15 W Ba15S   | 10 |                     |         |
|  | 1.21571 |               | bulb<br>21 W Ba 15 S             | Lampe<br>21 W Ba 15 S      | 10 |                     |         |
|  | 1.21582 |               | bulb<br>Bilux 55 / 50 W          | Lampe<br>Bilux 55 / 50 W   | 10 |                     |         |
|  | 1.21576 |               | bulb<br>10 W SV 8,5 - 8          | Lampe<br>10 W SV 8,5 - 8   | 10 |                     |         |
|  | 1.21583 |               | bulb<br>21 W Bay 9 S             | Lampe<br>21 W Bay 9 S      | 10 |                     |         |
|  | 1.21569 |               | bulb<br>hazard warning<br>switch | Lampe<br>Warnblinkschalter | 10 |                     |         |
|  | 1.21577 |               | bulb<br>SW Ba 15 S               | Lampe<br>SW Ba 15 S        | 10 |                     |         |

# ELECTRICAL SYSTEM - components






ELEKTRISCHE ANLAGE - Komponenten

**16 F - 02**

GROUP

PAGE



|  | DT-No.  | Reference-No. | Description   | Beschreibung  | PU | Notes / Bemerkungen | Pic-No. |
|--|---------|---------------|---|---|----|---------------------|---------|
|   | 2.27224 |               | bulb<br>V 8,5 / 5 W / 24 V<br>length: 36 mm                 | Lampe<br>V 8,5 / 5 W / 24 V<br>Länge: 36 mm                   | 10 |                     |         |
|   | 1.21588 |               | bulb<br>cooling box<br>5 W Sv8,5 -8                         | Lampe<br>Kühlbox<br>5 W Sv8,5 - 8                             | 10 |                     |         |
|   | 2.27223 |               | bulb<br>reading lamp<br>4 W Ba 95                           | Lampe<br>Leseleuchte<br>4 W Ba 95                             | 10 |                     |         |
|   | 1.21574 |               | bulb<br>roof lamp<br>Ba 15 S / 10 W /<br>24 V<br>length: 35 | Lampe<br>Dachleuchte<br>Ba 15 S / 10 W /<br>24 V<br>Länge: 35 | 10 |                     |         |
|  | 1.12504 |               | cable strap<br>380 x 7,6                                    | Kabelbinder<br>380 x 7,6                                      | 10 |                     |         |

# INSTRUMENTS - instrument panel









INSTRUMENTE - Instrumententafel

**17 A - 01**

GROUP

PAGE



|   | DT-No.  | Reference-No. | Description                 | Beschreibung               | PU | Notes / Bemerkungen | Pic-No. |
|---|---------|---------------|-----------------------------|----------------------------|----|---------------------|---------|
|    | 1.21220 |               | light switch                | Lichtschalter              | 1  |                     |         |
|    | 1.21163 |               | rheostat                    | Rheostat                   | 1  |                     |         |
|    | 1.21533 |               | cover                       | Abdeckung                  | 1  |                     |         |
|  | 1.21282 |               | cigarette lighter           | Zigarettenanzünder         | 1  |                     |         |
|  | 1.21105 |               | instrument housing          | Instrumentengehäuse        | 1  |                     |         |
|  | 1.21113 |               | gauge fuel / temperature    | Anzeiger Tank / Temperatur | 1  |                     |         |
|  | 1.21114 |               | gauge oil pressure / ampere | Anzeiger Öldruck / Ampere  | 1  |                     |         |
|  | 1.21115 |               | gauge air pressure          | Anzeiger Luftdruck         | 1  |                     |         |

# INSTRUMENTS - instrument panel

INSTRUMENTE - Instrumententafel

**17 A - 02**

GROUP

PAGE



|   | DT-No.  | Reference-No. | Description   | Beschreibung  | PU | Notes / Bemerkungen | Pic-No. |
|---|---------|---------------|---|---|----|---------------------|---------|
|    | 1.21527 |               | hazard switch   | Warnblinkschalter   | 1  |                     |         |
|    | 1.21524 |               | switch<br>DIAGNOSIS   | Schalter<br>DIAGNOSIS   | 1  |                     |         |
|   | 1.21279 |               | ashtray   | Aschenbecher  | 1  |                     |         |
|  | 1.21102 |               | impulse sensor  | Impulsgeber   | 1  | 4x4, 6x6            |         |
|  | 1.21123 |               | impulse sensor  | Impulsgeber   | 1  |                     |         |
|  | 1.21640 |               | tachograph chart<br>disk kit<br><u>10 discs /</u><br><u>10 weeks</u><br><u>7 days, 2 driver</u>                               | Tachoscheibensatz<br><br><u>10 Scheiben /</u><br><u>10 Wochen</u><br><u>7 Tage, 2 Fahrer</u>                                | 1  |                     |         |
|   | 1.21641 |               | tachograph chart<br>disk kit<br><u>100 discs /</u><br><u>100 days</u><br><u>1 day / RPM regist.</u><br><u>2 driver</u>        | Tachoscheibensatz<br><br><u>100 Scheiben /</u><br><u>100 Tage</u><br><u>1 Tag / Drehzahl-</u><br><u>angabe - 2 Fahrer</u>   | 1  |                     |         |
|   | 1.21642 |               | tachograph chart<br>disk kit<br><u>100 discs /</u><br><u>100 days</u><br><u>1 day (w/o RPM-</u><br><u>regist.) - 2 driver</u> | Tachoscheibensatz<br><br><u>100 Scheiben /</u><br><u>100 Tage</u><br><u>1 Tag / ohne Dreh-</u><br><u>angabe) - 2 Fahrer</u> | 1  |                     |         |

# INSTRUMENTS - switches




INSTRUMENTE - Schalter

**17 B - 01**

GROUP

PAGE



|   | DT-No.  | Reference-No. | Description  | Beschreibung   | PU | Notes / Bemerkungen | Pic-No. |
|---|---------|---------------|--|--|----|---------------------|---------|
|    | 1.21151 |               | switch<br>with control lamp<br>green<br>1 - 2                                    | Schalter<br>mit Kontrolleuchte<br>grün<br>1 - 2                                    | 1  |                     |         |
|   | 1.21158 |               | switch<br>with control lamp<br>green<br>1 - 2                                    | Schalter<br>mit Kontrolleuchte<br>grün<br>1 - 2                                    | 1  |                     |         |
|   | 1.21155 |               | switch<br>with control lamp<br>yellow<br>1 - 2                                   | Schalter<br>mit Kontrolleuchte<br>gelb<br>1 - 2                                    | 1  |                     |         |
|   | 1.21160 |               | switch<br>with control lamp<br>yellow<br>1 - 0 - 2<br>spring back from<br>pos. 1 | Schalter<br>mit Kontrolleuchte<br>gelb<br>1 - 0 - 2<br>Rückfederung aus<br>Pos. 1  | 1  |                     |         |
|   | 1.21547 |               | switch<br>with control lamp<br>green<br>1 - 2                                    | Schalter<br>mit Kontrolleuchte<br>grün<br>1 - 2                                    | 1  |                     |         |
|   | 1.21161 |               | switch<br>with lock device<br>with control lamp<br>yellow<br>1 - 2               | Schalter<br>mit Haltelasche<br>mit Kontrolleuchte<br>gelb<br>1 - 2                 | 1  |                     |         |
|   | 1.21548 |               | switch<br>with lock device<br>with control lamp<br>amber<br>0 - 1 - 2            | Schalter<br>mit Haltelasche<br>mit Kontrolleuchte<br>Bernsteinfarben<br>0 - 1 - 2  | 1  |                     |         |
|  | 1.21534 |               | switch<br>recirculation /<br>fresh air   | Schalter<br>Umluft / Frischluft  | 1  |                     |         |
|  | 1.21162 |               | switch<br>with lock device<br>with control lamp<br>yellow<br>1 - 2               | Schalter<br>mit Haltelasche<br>mit Kontrolleuchte<br>gelb<br>1 - 2                 | 1  |                     |         |
|   | 1.21549 |               | switch<br>with lock device<br>with control lamp<br>amber<br>1 - 0 - 2<br>ABS     | Schalter<br>mit Haltelasche<br>mit Kontrolleuchte<br>Bernstein<br>1 - 0 - 2<br>ABS | 1  |                     |         |
|   | 1.21153 |               | switch<br>with lock device<br>0 - 1 - 2  | Schalter<br>mit Haltelasche<br>0 - 1 - 2   | 1  |                     |         |



# INSTRUMENTS - switches

INSTRUMENTE - Schalter

**17 B - 02**

GROUP

PAGE

|    | DT-No.  | Reference-No. | Description   | Beschreibung   | PU | Notes / Bemerkungen | Pic-No. |
|---|---------|---------------|---|--|----|---------------------|---------|
|    | 1.21154 |               | switch<br>1 - 0 - 2   | Schalter<br>1 - 0 - 2  | 1  |                     |         |
|   | 1.21157 |               | switch<br>1 - 0 - 2<br>spring back from<br>pos. 1, 2  | Schalter<br>1 - 0 - 2<br>Rückfederung aus<br>Pos. 1, 2   | 1  |                     |         |
|   | 1.21159 |               | switch<br>0 - 1<br>spring back from<br>pos. 1   | Schalter<br>0 - 1<br>Rückfederung aus<br>Pos. 1  | 1  |                     |         |
|   | 1.21164 |               | switch<br>0 - 1   | Schalter<br>0 - 1  | 1  |                     |         |
|    | 1.21152 |               | switch<br>with control lamp<br>green<br>0 - 1 - 2<br>spring back from<br>pos. 2<br>bogief lift    | Schalter<br>mit Kontrolleuchte<br>grün<br>0 - 1 - 2<br>Rückfederung aus<br>Pos. 2<br>Schleppachse    | 1  |                     |         |
|  | 1.21156 |               | switch<br>with control lamp<br>green<br>1 - 0 - 2<br>spring back from<br>pos. 1, 2<br>bogief lift | Schalter<br>mit Kontrolleuchte<br>grün<br>1 - 0 - 2<br>Rückfederung aus<br>Pos. 1, 2<br>Schleppachse | 1  |                     |         |
|  | 1.21535 |               | switch<br>with control lamp<br>green<br>1 - 0 - 2<br>spring back from<br>pos. 1<br>dumping        | Schalter<br>mit Kontrolleuchte<br>grün<br>1 - 0 - 2<br>Rückfederung aus<br>Pos. 1<br>Kipper          | 1  |                     |         |
|  | 1.21544 |               | switch<br>1 - 0 - 2<br>spring back to<br>pos. 0   | Schalter<br>1 - 0 - 2<br>Rückfederung zu<br>Pos. 0   | 1  |                     |         |
|  | 1.21545 |               | switch<br>1 - 0 - 2<br>spring back to<br>pos. 0   | Schalter<br>1 - 0 - 2<br>Rückfederung zu<br>Pos. 0   | 1  |                     |         |

# INSTRUMENTS - switches

INSTRUMENTE - Schalter

**17 B - 03**

GROUP

PAGE

|    | DT-No.  | Reference-No. | Description  | Beschreibung  | PU | Notes / Bemerkungen | Pic-No. |
|---|---------|---------------|--|---|----|---------------------|---------|
|    | 1.21165 |               | control lamp red   | Kontrolleuchte rot  | 1  |                     |         |
|   | 1.21166 |               | control lamp yellow                                      | Kontrolleuchte gelb   | 1  |                     |         |
|   | 1.21167 |               | control lamp green                                       | Kontrolleuchte grün   | 1  |                     |         |
|    | 1.21630 |               | symbol full beam   | Symbol Weitstrahler   | 10 |                     |         |
|    | 1.21631 |               | symbol fog lamp  | Symbol Nebelleuchte   | 10 |                     |         |
|   | 1.21632 |               | symbol mirror heating                                    | Symbol Spiegelheizung   | 10 |                     |         |
|   | 1.21528 |               | switch rear view mirror                                  | Schalter Rückspiegel  | 1  |                     |         |
|  | 1.21543 |               | switch rear view mirror passenger side                   | Schalter Rückspiegel Fahrgastseite                            | 1  |                     |         |
|  | 1.21522 |               | rheostat   | Rheostat  | 1  |                     |         |
|  | 1.21168 |               | switch with lamp black<br>2-way: 1-2 for trucks with ABS | Schalter mit schwarzer Leuchte<br>2-Wege: 1-2 für LKW mit ABS | 1  |                     |         |
|  | 1.21591 |               | switch housing   | Schaltergehäuse   | 1  |                     |         |
|  | 1.21088 |               | switch interior lighting                                 | Schalter Innenleuchte   | 1  |                     |         |



|          | DT-No.  | Reference-No. | Description                      | Beschreibung                    | PU | Notes / Bemerkungen | Pic-No. |
|----------|---------|---------------|----------------------------------|---------------------------------|----|---------------------|---------|
|          | 1.22342 |               | windshield glass                 | Windschutzscheibe               | 1  |                     | -       |
|          | 1.22343 |               | windshield glass tinted          | Windschutzscheibe getönt        | 1  |                     | -       |
|          | 1.22576 |               | rubber strap for 1.22342 1.22343 | Dichtprofil für 1.22342 1.22343 | 1  |                     | A       |
| <b>A</b> |         |               |                                  |                                 |    |                     |         |
|          | 1.22339 |               | rear window                      | Rückwandfenster                 | 1  |                     | -       |
| <b>B</b> | 1.22577 |               | rubber strap for 1.22339         | Gummidichtung für 1.22339       | 1  |                     | B       |
|          |         |               |                                  |                                 |    |                     |         |
|          | 1.22335 |               | side window                      | Seitenfenster                   | 1  |                     | -       |
| <b>C</b> | 1.22578 |               | rubber strap left                | Gummidichtung links             | 1  |                     | C       |
|          | 1.22579 |               | rubber strap right               | Gummidichtung rechts            | 1  |                     | -       |
|          |         |               |                                  |                                 |    |                     |         |

# CABIN - front grill

FAHRERHAUS - Frontklappe

**18 B - 01**

GROUP

PAGE



DT-No.

Reference-No.

Description

Beschreibung

PU

Notes / Bemerkungen

Pic-No.


1.22671

front grill

Frontgrill

1

P-cabin



1.22680

net, upper  
for 1.22671

Netz, oben  
für 1.22671

1

1.22681

net, lower  
for 1.22671

Netz, unten  
für 1.22671

1




1.22249

front grill

Frontgrill

1

R-cabin



1.22682

net, upper  
for 1.22249

Netz, oben  
für 1.22249

1

1.22683

net, middle  
for 1.22249

Netz, Mitte  
für 1.22249

1

1.22684

net, lower  
for 1.22249

Netz, unten  
für 1.22249

1



# CABIN - front grill



FAHRERHAUS - Frontklappe

**18 B - 02**

GROUP

PAGE



|   | DT-No.  | Reference-No. | Description        | Beschreibung      | PU | Notes / Bemerkungen  | Pic-No. |
|---|---------|---------------|--------------------|-------------------|----|--|---------|
|    | 1.22691 |               | hinge, left        | Scharnier, links  | 1  | CP<br>-- chassis 1233807<br>-- chassis 4376384<br>-- chassis 9023916<br>CR<br>-- chassis 1233807<br>-- chassis 4376385<br>-- chassis 9023916 |         |
|   | 1.22692 |               | hinge, right       | Scharnier, rechts | 1  | CP<br>-- chassis 1233807<br>-- chassis 4376384<br>-- chassis 9023916<br>CR<br>-- chassis 1233807<br>-- chassis 4376385<br>-- chassis 9023916 |         |
|    | 1.22693 |               | hinge, left        | Scharnier, links  | 1  | CP<br>chassis 1233808 --<br>chassis 4376385 --<br>chassis 9023917 --<br>CR<br>chassis 1233808 --<br>chassis 4376385 --<br>chassis 9023917 -- |         |
|   | 1.22694 |               | hinge, right       | Scharnier, rechts | 1  | CP<br>chassis 1233808 --<br>chassis 4376385 --<br>chassis 9023917 --<br>CR<br>chassis 1233808 --<br>chassis 4376385 --<br>chassis 9023917 -- |         |
|  | 1.22136 |               | gas spring         | Gasfeder          | 1  |  |         |
|  | 1.22670 |               | front grill, upper | Frontklappe, oben | 1  | PR<br>-- chassis 1230214<br>-- chassis 4376384<br>-- chassis 9023916   |         |

# CABIN - front grill

FAHRERHAUS - Frontklappe

**18 B - 03**

GROUP

PAGE



DT-No.

Reference-No.

Description

Beschreibung

PU

Notes / Bemerkungen

Pic-No.


1.22690

front grill, upper

Frontklappe, oben

1

PR  
chassis 1230215 --  
chassis 4376385 --  
chassis 9023917 --




1.22695

hinge  
for 1.22690

Scharnier  
für 1.22690

1



1.22135

gas spring  
for 1.22690

Gasfeder  
für 1.22690

1




1.22257

front grill  
lower

Frontgrill  
unten

1



1.22685

net  
for 1.22257

Netz  
für 1.22257

1



1.22524

hinge, left

Scharnier, links

1

1.22525

hinge, right

Scharnier, rechts

1



# CABIN - front grill



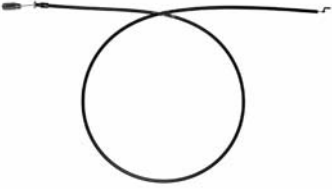

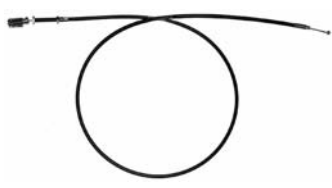

FAHRERHAUS - Frontklappe

**18 B - 04**

GROUP

PAGE



|   | DT-No.  | Reference-No. | Description             | Beschreibung              | PU | Notes / Bemerkungen  | Pic-No. |
|---|---------|---------------|-------------------------|---------------------------|----|--|---------|
|    | 1.22696 |               | spring                  | Feder                     | 1  |  |         |
|    | 1.22820 |               | handle front grill lock | Griff Frontgrillschloss   | 1  | -- chassis 1257630<br>-- chassis 4427278<br>-- chassis 9049830<br>-- chassis 3515438 |         |
|   | 1.22821 |               | handle front grill lock | Griff Frontgrillschloss   | 1  | chassis 1257631 --<br>chassis 4427279 --<br>chassis 9049831 --<br>chassis 3515439 -- |         |
|    | 1.22851 |               | wire front grill lock   | Seilzug Frontgrillschloss | 1  | PR   |         |
|   | 1.22852 |               | wire front grill lock   | Seilzug Frontgrillschloss | 1  | PR   |         |
|   | 1.22853 |               | wire front grill lock   | Seilzug Frontgrillschloss | 1  | PR   |         |
|  | 1.22299 |               | cabin corner left       | Fahrerhausecke links      | 1  | P  |         |
|   | 1.22298 |               | cabin corner right      | Fahrerhausecke rechts     | 1  | P  |         |

# CABIN - front grill

FAHRERHAUS - Frontklappe

**18 B - 05**

GROUP

PAGE



|   | DT-No.  | Reference-No. | Description              | Beschreibung               | PU | Notes / Bemerkungen | Pic-No. |
|---|---------|---------------|--------------------------|----------------------------|----|---------------------|---------|
|    | 1.22528 |               | cabin corner for 1.22299 | Fahrerhausecke für 1.22299 | 1  |                     |         |
|   | 1.22529 |               | cabin corner for 1.22298 | Fahrerhausecke für 1.22298 | 1  |                     |         |
|    | 1.22750 |               | cover for 1.22299        | Abdeckung für 1.22299      | 1  |                     |         |
|   | 1.22751 |               | cover for 1.22298        | Abdeckung für 1.22298      | 1  |                     |         |
|   | 1.22527 |               | cabin corner left        | Fahrerhausecke links       | 1  | R                   |         |
|   | 1.22526 |               | cabin corner right       | Fahrerhausecke rechts      | 1  | R                   |         |
|  | 1.22498 |               | cabin corner for 1.22527 | Fahrerhausecke für 1.22527 | 1  |                     |         |
|   | 1.22499 |               | cabin corner for 1.22526 | Fahrerhausecke für 1.22526 | 1  |                     |         |
|  | 1.22753 |               | cover for 1.22527        | Abdeckung für 1.22527      | 1  |                     |         |
|   | 1.22754 |               | cover for 1.22526        | Abdeckung für 1.22526      | 1  |                     |         |



# CABIN - front grill

FAHRERHAUS - Frontklappe

**18 B - 06**

GROUP

PAGE



|   | DT-No.  | Reference-No. | Description                   | Beschreibung                         | PU | Notes / Bemerkungen | Pic-No. |
|---|---------|---------------|-------------------------------|--------------------------------------|----|---------------------|---------|
|    | 1.22752 |               | bracket for cabin corner      | Halter für Fahrerhausecke            | 1  | PR                  |         |
|    | 1.22757 |               | bracket for cabin corner      | Halter für Fahrerhausecke            | 1  | PR                  |         |
|    | 1.22758 |               | bracket for cabin corner      | Halter für Fahrerhausecke            | 1  | R                   |         |
|  | 1.22697 |               | hinge, left for cabin corner  | Scharnier, links für Fahrerhausecke  | 1  | PR                  |         |
|   | 1.22698 |               | hinge, right for cabin corner | Scharnier, rechts für Fahrerhausecke | 1  | PR                  |         |
|  | 1.22135 |               | gas spring cabin corner       | Gasfeder Fahrerhausecke              | 1  | PR                  |         |
|  | 1.22699 |               | spring cabin corner           | Feder Fahrerhausecke                 | 1  | PR                  |         |
|  | 1.22755 |               | bracket, left cabin corner    | Halter, links Fahrerhausecke         | 1  | PR                  |         |
|   | 1.22756 |               | bracket, right cabin corner   | Halter, rechts Fahrerhausecke        | 1  | PR                  |         |
|  | 1.22678 |               | bushing bonnet suspension     | Buchse Motorhauben-aufhängung        | 1  | T                   |         |

# CABIN - front grill

FAHRERHAUS - Frontklappe

**18 B - 07**

GROUP

PAGE



|   | DT-No.  | Reference-No. | Description                                       | Beschreibung                                    | PU | Notes / Bemerkungen | Pic-No. |
|---|---------|---------------|---|---|----|---------------------|---------|
|    | 1.22676 |               | bushing<br>bonnet suspension                      | Buchse<br>Motorhauben-<br>aufhängung            | 1  | T                   |         |
|    | 1.22143 |               | bonnet lock                                       | Motorhauben-<br>schloss                         | 1  | T                   |         |
|   | 1.22563 |               | wire<br>for bonnet lock                           | Bowdenzug<br>für Schloss                        | 1  | T                   |         |
|  | 1.22558 |               | wire<br>for bonnet lock<br><u>left-hand-drive</u> | Bowdenzug<br>für Schloss<br><u>Linkslenkung</u> | 1  | T                   |         |
|  | 1.22559 |               | wire<br>for bonnet lock<br><u>left-hand-drive</u> | Bowdenzug<br>für Schloss<br><u>Linkslenkung</u> | 1  | T                   |         |
|  | 1.22455 |               | bearing<br>bonnet                                 | Lager<br>Motorhaube                             | 1  | T                   |         |

# CABIN - front grill

FAHRERHAUS - Frontklappe

**18 B - 08**

GROUP

PAGE



DT-No.

Reference-No.

Description

Beschreibung

PU

Notes / Bemerkungen

Pic-No.

1.27364

vibration damper  
bonnet

Vibrationsdämpfer  
Motorhaube

1

T



1.22561

wire  
for bonnet

Bowdenzug  
für Motorhaube

1

T



# CABIN - door

FAHRERHAUS - Tür

**18 C - 01**

GROUP

PAGE



DT-No.

Reference-No.

Description

Beschreibung

PU

Notes / Bemerkungen

Pic-No.

1.22770

door, left

Tür, links

1

P

-- chassis 1261140  
-- chassis 4434364  
-- chassis 9053191  
-- chassis 3518291

1.22771

door, right

Tür, rechts

1

P

-- chassis 1261140  
-- chassis 4434364  
-- chassis 9053191  
-- chassis 3518291

1.22772

door, left

Tür, links

1

R

-- chassis 1261140  
-- chassis 4434364  
-- chassis 9053191  
-- chassis 3518291

1.22773

door, right

Tür, rechts

1

R

-- chassis 1261140  
-- chassis 4434364  
-- chassis 9053191  
-- chassis 3518291



1.22880

hinge

Scharnier

1



1.22881

hinge

Scharnier

1






1.22882

hinge bolt  
for  
1.22880  
1.22881

Scharnierbolzen  
für  
1.22880  
1.22881

1



|    | DT-No.  | Reference-No. | Description            | Beschreibung          | PU | Notes / Bemerkungen | Pic-No. |
|---|---------|---------------|------------------------|-----------------------|----|---------------------|---------|
|    | 1.22883 |               | hinge, lower           | Scharnier, unten      | 1  |                     |         |
|    | 1.22183 |               | window handle          | Fensterkurbel         | 1  |                     |         |
|    | 1.22157 |               | door handle left       | Türgriff links        | 1  |                     |         |
|   | 1.22158 |               | door handle right      | Türgriff rechts       | 1  |                     |         |
|  | 1.22153 |               | lever for door handle  | Hebel für Türgriff    | 1  |                     |         |
|  | 1.22872 |               | lever for door handle  | Hebel für Türgriff    | 1  |                     |         |
|  | 1.22873 |               | sleeve for door handle | Hülse für Türgriff    | 10 |                     |         |
|  | 1.31920 |               | lock cylinder kit      | Schliesszylinder-satz | 1  |                     |         |

**CABIN - door**








FAHRERHAUS - Tür

**18 C - 03**

GROUP

PAGE



|   | DT-No.  | Reference-No. | Description       | Beschreibung       | PU | Notes / Bemerkungen | Pic-No. |
|---|---------|---------------|-------------------|--------------------|----|---------------------|---------|
|    | 1.22890 |               | door lock, left   | Türschloss, links  | 1  |                     |         |
|   | 1.22891 |               | door lock, right  | Türschloss, rechts | 1  |                     |         |
|    | 1.22868 |               | pull rod, left    | Zugstange, links   | 1  |                     |         |
|   | 1.22869 |               | pull rod, right   | Zugstange, rechts  | 1  |                     |         |
|    | 1.22870 |               | pull rod          | Zugstange          | 1  |                     |         |
|   | 1.22871 |               | pull rod          | Zugstange          | 1  |                     |         |
|  | 1.22867 |               | follower          | Mitnehmer          | 1  |                     |         |
|  | 1.22336 |               | door glass, left  | Türscheibe, links  | 1  |                     |         |
|   | 1.22337 |               | door glass, right | Türscheibe, rechts | 1  |                     |         |
|  | 1.22586 |               | sealing strip     | Dichtleiste        | 1  |                     |         |

# CABIN - door

FAHRERHAUS - Tür

**18 C - 04**

GROUP

PAGE



| DT-No.  | Reference-No. | Description                       | Beschreibung                    | PU | Notes / Bemerkungen | Pic-No. |
|---|---------------|-----------------------------------|---------------------------------|----|---------------------|---------|
| 1.22358   |               | window regulator manual - left    | Fensterheber manuell - links    | 1  |                     |         |
| 1.22359   |               | window regulator manual - right   | Fensterheber manuell -rechts    | 1  |                     |         |
|     |               |                                   |                                 |    |                     |         |
| 1.22368   |               | window regulator electric - left  | Fensterheber elektrisch - links | 1  |                     |         |
| 1.22369   |               | window regulator electric - right | Fensterheber elektrisch -rechts | 1  |                     |         |
|    |               |                                   |                                 |    |                     |         |
| 1.22364   |               | motor left                        | Motor links                     | 1  |                     |         |
| 1.22365   |               | motor right                       | Motor rechts                    | 1  |                     |         |
|   |               |                                   |                                 |    |                     |         |
| 1.21546   |               | switch window                     | Schalter Fenster                | 1  |                     |         |
|  |               |                                   |                                 |    |                     |         |
| 1.22169   |               | lock                              | Schloss Handschuhfach           | 1  |                     |         |
|  |               |                                   |                                 |    |                     |         |
| 1.22850   |               | wire storage box                  | Bowdenzug Staufach              | 1  |                     |         |
|   |               |                                   |                                 |    |                     |         |

# CABIN - boarding step & fender

FAHRERHAUS - Einstieg & Kotflügel

**18 D - 01**

GROUP

PAGE



|   | DT-No.  | Reference-No. | Description            | Beschreibung          | PU | Notes / Bemerkungen | Pic-No. |
|---|---------|---------------|------------------------|-----------------------|----|---------------------|---------|
|    | 1.22496 |               | step well plate, left  | Einstiegsblech links  | 1  | PR                  |         |
|   | 1.22497 |               | step well plate, right | Einstiegsblech rechts | 1  | PR                  |         |
|    | 1.22516 |               | step, upper            | Stufe, oben           | 1  | PR                  |         |
|  | 1.22519 |               | step, middle           | Stufe, Mitte          | 1  | PR                  |         |
|  | 1.22508 |               | step, lower left       | Stufe, unten links    | 1  | PR                  |         |
|   | 1.22509 |               | step, lower right      | Stufe, unten rechts   | 1  | PR                  |         |
|  | 1.22517 |               | step, lower adjustable | Stufe, unten klappbar | 1  | PR                  |         |



# CABIN - boarding step & fender

FAHRERHAUS - Einstieg & Kotflügel

**18 D - 02**

GROUP

PAGE



|   | DT-No.  | Reference-No. | Description              | Beschreibung                  | PU | Notes / Bemerkungen | Pic-No. |
|---|---------|---------------|--------------------------|-------------------------------|----|---------------------|---------|
|     | 1.22553 |               | hinge, left              | Scharnier, links              | 1  | PR                  |         |
|   | 1.22554 |               | hinge, right             | Scharnier, rechts             | 1  | PR                  |         |
|    | 1.22768 |               | guide latch left         | Führungslasche links          | 1  |                     |         |
|   | 1.22769 |               | guide latch right        | Führungslasche rechts         | 1  |                     |         |
|   | 1.22767 |               | tape for 1.22768 1.22769 | Klebeband für 1.22768 1.22769 | 1  |                     |         |
|  | 1.22137 |               | gas spring               | Gasfeder                      | 1  |                     |         |
|  | 1.22399 |               | pull rod                 | Zugstange                     | 1  |                     |         |
|   | 1.22615 |               | cover, left              | Abdeckung, links              | 1  |                     |         |
|   | 1.22616 |               | cover, right             | Abdeckung, rechts             | 1  |                     |         |

# CABIN - boarding step & fender

FAHRERHAUS - Einstieg & Kotflügel

**18 D - 03**

GROUP

PAGE



|   | DT-No.  | Reference-No. | Description                            | Beschreibung                                      | PU | Notes / Bemerkungen | Pic-No. |
|---|---------|---------------|--|---|----|---------------------|---------|
|    | 1.21423 |               | reflector                              | Reflektor   | 1  |                     |         |
|    | 1.22617 |               | cover, left                            | Abdeckung, links                                  | 1  | PR                  |         |
|   | 1.22618 |               | cover, right                           | Abdeckung, rechts                                 | 1  | PR                  |         |
|    | 1.22551 |               | cover, left<br>for adjustable<br>step  | Abdeckung, links<br>für klappbares<br>Trittbloch  | 1  | PR                  |         |
|   | 1.22552 |               | cover, right<br>for adjustable<br>step | Abdeckung, rechts<br>für klappbares<br>Trittbloch | 1  | PR                  |         |
|  | 1.22288 |               | fender<br>front<br><u>not for 164</u>  | Kotflügel<br>vorne<br><u>nicht für 164</u>        | 1  |                     |         |
|  | 1.22289 |               | fender<br>rear                         | Kotflügel<br>hinten                               | 1  |                     |         |

# CABIN - boarding step & fender

FAHRERHAUS - Einstieg & Kotflügel

**18 D - 04**

GROUP

PAGE



|   | DT-No.  | Reference-No. | Description                 | Beschreibung                     | PU | Notes / Bemerkungen | Pic-No. |
|---|---------|---------------|-----------------------------|----------------------------------|----|---------------------|---------|
|    | 1.22606 |               | fender sealing front, left  | Kotflügeldichtung vorne, links   | 1  | PR                  |         |
|   | 1.22607 |               | fender sealing front, right | Kotflügeldichtung vorne, rechts  | 1  | PR                  |         |
|    | 1.22608 |               | fender sealing rear, left   | Kotflügeldichtung hinten, links  | 1  | PR                  |         |
|   | 1.22609 |               | fender sealing rear, right  | Kotflügeldichtung hinten, rechts | 1  | PR                  |         |
|   | 1.22620 |               | mudflap left                | Abschirmung links                | 1  |                     |         |
|   | 1.22623 |               | mudflap right               | Abschirmung rechts               | 1  |                     |         |
|  | 1.22548 |               | bracket bumper, plastic     | Halter Stosstange, Kunststoff    | 1  |                     |         |
|  | 1.22766 |               | cover wheel                 | Abdeckung Radkasten              | 1  |                     |         |



|   | DT-No.  | Reference-No. | Description                             | Beschreibung                               | PU | Notes / Bemerkungen | Pic-No. |
|---|---------|---------------|---|--|----|---------------------|---------|
|    | 1.22383 |               | control valve left                      | Regelventil links                          | 1  |                     |         |
|    | 1.22747 |               | control valve left                      | Regelventil links                          | 1  |                     |         |
|    | 1.22397 |               | solenoid valve                          | Magnetventil                               | 1  |                     |         |
|   | 1.32572 |               | valve kit, left for air suspended seat  | Ventilsatz, links für luftgefederten Sitz  | 1  |                     |         |
|   | 1.32573 |               | valve kit, right for air suspended seat | Ventilsatz, rechts für luftgefederten Sitz | 1  |                     |         |
|  | 1.22387 |               | switch, right for air suspended seat    | Schalter, rechts für luftgefederten Sitz   | 1  |                     |         |
|   | 1.22379 |               | switch, left for air suspended seat     | Schalter, links für luftgefederten Sitz    | 1  |                     |         |
|   | 1.22734 |               | shock absorber                          | Stossdämpfer                               | 1  |                     |         |
|  | 1.22735 |               | air bellow Isringhausen                 | Luftbalg Isringhausen                      | 1  |                     |         |



|   | DT-No.  | Reference-No. | Description    | Beschreibung   | PU | Notes / Bemerkungen | Pic-No. |
|---|---------|---------------|----------------|----------------|----|---------------------|---------|
|    | 1.22732 |               | shock absorber | Stossdämpfer   | 1  |                     |         |
|    | 1.32230 |               | air bellow     | Luftbalg       | 1  |                     |         |
|   | 1.22733 |               | air bellow     | Luftbalg       | 1  |                     |         |
|  | 1.22384 |               | fitting        | Verteilerstück | 1  |                     |         |

# CABIN - mirrors

FAHRERHAUS - Spiegel

**18 F - 01**

GROUP PAGE



|   | DT-No.  | Reference-No. | Description  | Beschreibung  | PU | Notes / Bemerkungen | Pic-No. |
|---|---------|---------------|--|---|----|---------------------|---------|
|    | 1.22626 |               | mirror housing complete - left chassis width 2500 / 2550 left-hand-drive   | Spiegelgehäuse komplett - links Chassis-Breite 2500 / 2550 Linkslenkung   | 1  |                     |         |
|   | 1.22627 |               | mirror housing complete - right chassis width: 2500 / 2550 left-hand-drive | Spiegelgehäuse komplett - rechts Chassis-Breite: 2500 / 2550 Linkslenkung | 1  |                     |         |
|   | 1.22628 |               | mirror housing complete - left chassis width 2500 / 2550 right-hand-drive  | Spiegelgehäuse komplett - links Chassis-Breite 2500 / 2550 Rechtslenkung  | 1  |                     |         |
|   | 1.22629 |               | mirror housing complete - right chassis width 2500 / 2550 right-hand-drive | Spiegelgehäuse komplett - rechts Chassis-Breite 2500 / 2550 Rechtslenkung | 1  |                     |         |
|  | 1.22636 |               | mirror housing complete - left chassis width 2600 left-hand-drive          | Spiegelgehäuse komplett - links Chassis-Breite 2600 Linkslenkung          | 1  |                     |         |
|   | 1.22637 |               | mirror housing complete - right chassis width: 2600 left-hand-drive        | Spiegelgehäuse komplett - rechts Chassis-Breite: 2600 Linkslenkung        | 1  |                     |         |
|   | 1.22638 |               | mirror housing complete - left chassis width 2600 right-hand-drive         | Spiegelgehäuse komplett - links Chassis-Breite 2600 Rechtslenkung         | 1  |                     |         |
|   | 1.22639 |               | mirror housing complete - right chassis width 2600 right-hand-drive        | Spiegelgehäuse komplett - rechts Chassis-Breite 2600 Rechtslenkung        | 1  |                     |         |
|  | 1.22630 |               | mirror glass   | Spiegelglas   | 1  |                     |         |
|   | 1.22175 |               | mirror glass heatable  | Spiegelglas beheizbar   | 1  |                     |         |

# CABIN - mirrors







FAHRERHAUS - Spiegel

**18 F - 02**

GROUP

PAGE



|   | DT-No.  | Reference-No. | Description  | Beschreibung                                       | PU | Notes / Bemerkungen | Pic-No. |
|---|---------|---------------|--|--|----|---------------------|---------|
|    | 1.22647 |               | cover, left  | Abdeckung, links                                   | 1  |                     |         |
|   | 1.22648 |               | cover, right   | Abdeckung, rechts                                  | 1  |                     |         |
|    | 1.22634 |               | mounting plate left                                  | Befestigungsplatte links                           | 1  |                     |         |
|   | 1.22635 |               | mounting plate right                                 | Befestigungsplatte rechts                          | 1  |                     |         |
|   | 1.22649 |               | supporting plate                                     | Stützplatte  | 1  |                     |         |
|  | 1.22493 |               | screw  | Schraube   | 10 |                     |         |
|  | 1.22181 |               | mirror swivel joint                                  | Spiegelgelenk                                      | 1  |                     |         |
|  | 1.22179 |               | mirror swivel joint for electrically operated mirror | Spiegelgelenk für elektrisch verstellbaren Spiegel | 1  |                     |         |
|  | 1.22646 |               | cover  | Abdeckung  | 1  |                     |         |

# CABIN - mirrors

FAHRERHAUS - Spiegel

**18 F - 03**

GROUP

PAGE



|   | DT-No.  | Reference-No. | Description   | Beschreibung   | PU | Notes / Bemerkungen | Pic-No. |
|---|---------|---------------|---|--|----|---------------------|---------|
|    | 1.22644 |               | cover<br>left - upper   | Abdeckung<br>links - oben  | 1  |                     |         |
|   | 1.22645 |               | cover<br>right - upper  | Abdeckung<br>rechts - oben   | 1  |                     |         |
|    | 1.22566 |               | cable   | Kabel  | 1  |                     |         |
|   | 1.22642 |               | wide angle mirror<br>right<br><u>left-hand-drive</u>                        | Weitwinkelspiegel<br>rechts<br><u>Linksverkehr</u>                       | 1  |                     |         |
|   | 1.22643 |               | wide angle mirror<br>left<br><u>right-hand-drive</u>                        | Weitwinkelspiegel<br>links<br><u>Rechtsverkehr</u>                       | 1  |                     |         |
|  | 1.22641 |               | wide angle mirror<br>electrically heated<br>right<br><u>left-hand-drive</u> | Weitwinkelspiegel<br>elektrisch beheizt<br>rechts<br><u>Linksverkehr</u> | 1  |                     |         |
|   | 1.22640 |               | wide angle mirror<br>electrically heated<br>left<br><u>right-hand-drive</u> | Weitwinkelspiegel<br>elektrisch beheizt<br>links<br><u>Rechtsverkehr</u> | 1  |                     |         |
|  | 1.22860 |               | cover<br><u>left-hand-drive</u><br>included in<br>1.22642<br>1.22641        | Deckel<br><u>Linkslenkung</u><br>enthalten in<br>1.22642<br>1.22641      | 1  |                     |         |
|   | 1.22861 |               | cover<br><u>right-hand-drive</u><br>included in<br>1.22643<br>1.22640       | Deckel<br><u>Rechtslenkung</u><br>enthalten in<br>1.22643<br>1.22640     | 1  |                     |         |
|  | 1.22631 |               | mirror glass<br>heated  | Spiegelglas<br>beheizt   | 1  |                     |         |
|   | 1.22632 |               | mirror glass  | Spiegelglas  | 1  |                     |         |








# CABIN - mirrors

FAHRERHAUS - Spiegel

**18 F - 04**

GROUP PAGE



|   | DT-No.  | Reference-No. | Description  | Beschreibung     | PU | Notes / Bemerkungen | Pic-No. |
|---|---------|---------------|--------------|------------------|----|---------------------|---------|
|    | 1.22181 |               | swivel joint | Drehgelenk       | 1  |                     |         |
|    | 1.22043 |               | kerb mirror  | Bordsteinspiegel | 1  |                     |         |
|   | 1.22580 |               | cover left   | Abdeckung links  | 1  |                     |         |
|   | 1.22581 |               | cover right  | Abdeckung rechts | 1  |                     |         |
|  | 1.22582 |               | cover left   | Abdeckung links  | 1  |                     |         |
|   | 1.22583 |               | cover right  | Abdeckung rechts | 1  |                     |         |
|  | 1.22565 |               | aerial       | Antenne          | 1  |                     |         |
|   |         |               |              |                  |    |                     |         |
|   |         |               |              |                  |    |                     |         |

**CABIN - sun visor**







FAHRERHAUS - Sonnenblende

**18 G - 01**








GROUP

PAGE






| DT-No.  | Reference-No. | Description                            | Beschreibung                               | PU | Notes / Bemerkungen | Pic-No. |
|---|---------------|--|--|----|---------------------|---------|
| 1.22539   |               | sun visor upper part with spot lamps   | Sonnenblende oberes Teil mit Fernleuchten  | 1  |                     |         |
| 1.22541   |               | sun visor upper part without spot lamp | Sonnenblende oberes Teil ohne Fernleuchten | 1  |                     |         |
| 1.22598   |               | sun visor upper part with spot lamps   | Sonnenblende oberes Teil mit Fernleuchten  | 1  | Topline             |         |
| 1.22599   |               | sun visor upper part without spot lamp | Sonnenblende oberes Teil ohne Fernleuchten | 1  | Topline             |         |
|    |               |  |  |    |                     |         |
| 1.22540   |               | sun visor lower part                   | Sonnenblende unteres Teil                  | 1  |                     |         |
|  |               |  |  |    |                     |         |
| 1.22619   |               | bracket for sun visor                  | Halter für Sonnenblende                    | 1  |                     |         |
|  |               |  |  |    |                     |         |
| 1.29004   |               | wind deflector set for side windows    | Windabweiser-satz, für Seitenfenster       | 1  |                     |         |
|  |               |  |  |    |                     |         |
| 1.22555   |               | horn                                   | Hupe                                       | 1  |                     |         |
|  |               |  |  |    |                     |         |
| 1.21457   |               | lens sign illumination                 | Linse Schildbeleuchtung                    | 1  |                     |         |
|  |               |  |  |    |                     |         |



|   | DT-No.  | Reference-No. | Description                          | Beschreibung                         | PU | Notes / Bemerkungen | Pic-No. |
|---|---------|---------------|--------------------------------------|--------------------------------------|----|---------------------|---------|
|     | 1.22087 |               | wiper blade                          | Wischerblatt                         | 1  |                     |         |
|     | 1.22129 |               | wiper arm<br><u>left-hand-drive</u>  | Wischerarm<br><u>Linkslenkung</u>    | 1  |                     |         |
|   | 1.22128 |               | wiper arm<br><u>right-hand-drive</u> | Wischerarm<br><u>Rechtslenkung</u>   | 1  |                     |         |
|    | 1.22372 |               | nozzle                               | Düse                                 | 10 |                     |         |
|  | 1.22119 |               | wiper lever                          | Wischerhebel                         | 1  |                     |         |
|  | 1.22120 |               | wiper lever                          | Wischerhebel                         | 1  |                     |         |
|  | 1.22094 |               | wiper link                           | Wischerstange                        | 1  |                     |         |
|  | 1.22107 |               | wiper link<br><u>left-hand-drive</u> | Wischerstange<br><u>Linkslenkung</u> | 1  |                     |         |





|   | DT-No.  | Reference-No. | Description                              | Beschreibung                            | PU | Notes / Bemerkungen  | Pic-No. |
|---|---------|---------------|--|---|----|--|---------|
|    | 1.22095 |               | wiper link<br><u>right-hand-drive</u>    | Wischerstange<br><u>Rechtslenkung</u>   | 1  |  |         |
|    | 1.22121 |               | wiper lever                              | Wischerhebel                            | 1  |  |         |
|    | 1.22352 |               | wiper motor<br>5-pole                    | Wischermotor<br>5-polig                 | 1  | -- chassis 1224448<br>-- chassis 4367630<br>-- chassis 9018490 |         |
|  | 1.22348 |               | wiper motor<br>6-pole                    | Wischermotor<br>6-polig                 | 1  | chassis 1224449 --<br>chassis 4367631 --<br>chassis 9018491 -- |         |
|  | 1.22349 |               | wiper motor<br>for ADR-system            | Wischermotor<br>für ADR-System          | 1  |  |         |
|   | 1.22105 |               | wiper linkage<br><u>left-hand-drive</u>  | Wischergestänge<br><u>Linkslenkung</u>  | 1  |  |         |
|   | 1.22106 |               | wiper linkage<br><u>right-hand-drive</u> | Wischergestänge<br><u>Rechtslenkung</u> | 1  |  |         |
|  |         |               |  |   |    |  |         |



|   | DT-No.  | Reference-No. | Description                       | Beschreibung                           | PU | Notes / Bemerkungen | Pic-No. |
|---|---------|---------------|-----------------------------------|--|----|---------------------|---------|
|    | 1.22651 |               | water tank                        | Wasserbehälter                         | 1  |                     |         |
|    | 1.22660 |               | cover<br>for 1.22651              | Deckel<br>für 1.22651                  | 1  |                     |         |
|    | 1.22661 |               | strainer<br>for 1.22651           | Sieb<br>für 1.22651                    | 1  |                     |         |
|  | 1.22085 |               | washer pump                       | Waschpumpe                             | 1  |                     |         |
|  | 1.22371 |               | return valve                      | Rückschlagventil                       | 10 |                     |         |
|  | 1.18610 |               | wiper hose<br><u>by metre</u>     | Wischerschlauch<br><u>Meterware</u>    | x  |                     |         |
|  | 1.22356 |               | wiper motor<br>head lamp<br>left  | Wischermotor<br>Scheinwerfer<br>links  | 1  |                     |         |
|   | 1.22361 |               | wiper motor<br>head lamp<br>right | Wischermotor<br>Scheinwerfer<br>rechts | 1  |                     |         |



|   | DT-No.  | Reference-No. | Description           | Beschreibung              | PU | Notes / Bemerkungen | Pic-No. |
|---|---------|---------------|-----------------------|---------------------------|----|---------------------|---------|
|  | 1.22665 |               | wiper arm, left       | Wischerarm, links         | 1  |                     |         |
|   | 1.22666 |               | wiper arm, right      | Wischerarm, rechts        | 1  |                     |         |
|  | 1.22667 |               | wiper blade head lamp | Wischerblatt Scheinwerfer | 1  |                     |         |

# CABIN - suspension

FAHRERHAUS - Aufhängung

**18 I - 01**






GROUP

PAGE







|   | DT-No.  | Reference-No. | Description  | Beschreibung                                       | PU | Notes / Bemerkungen  | Pic-No. |
|---|---------|---------------|--|--|----|--|---------|
|    | 1.22677 |               | bushing<br>bracket, front<br><u>2-point-suspension</u> | Buchse<br>Halter, vorne<br><u>2-Punkt-Lagerung</u> | 1  |  |         |
|    | 1.22403 |               | bellow   | Balg   | 1  | CP, CR 14/19   |         |
|   | 1.22404 |               | bellow   | Balg   | 1  | CP, CR, CT 14/19   |         |
|  | 1.22405 |               | bellow<br>to fit with<br>1.25684                       | Balg<br>passt mit<br>1.25684                       | 1  | CREW CAB   |         |
|  | 1.25681 |               | shock absorber<br><u>2-point-suspension</u><br>rear    | Stossdämpfer<br><u>2-Punkt-Lagerung</u><br>hinten  | 1  | CP/CR 19, CR/CP 14<br>-- chassis 4371074<br>-- chassis 9020711<br>-- chassis 1226891 |         |



|   | DT-No.  | Reference-No. | Description  | Beschreibung   | PU | Notes / Bemerkungen   | Pic-No. |
|---|---------|---------------|--|--|----|---|---------|
|    | 1.25684 |               | shock absorber<br><u>2-point-suspension</u><br>rear                              | Stossdämpfer<br><u>2-Punkt-Lagerung</u><br>hinten                            | 1  | CP/CR 19, CR/CP 14<br>chassis 4371075 --<br>chassis 9020712 --<br>chassis 1226892 --      |         |
|   | 1.25685 |               | shock absorber<br><u>2-point-suspension</u><br><u>4-point-suspension</u><br>rear | Stossdämpfer<br><u>2-Punkt-Lagerung</u><br><u>4-Punkt-Lagerung</u><br>hinten | 1  | CP 19, CP 14 - 4x4, 6x6<br>chassis 1226892 --<br>chassis 4371075 --<br>chassis 9020712 -- |         |
|   | 1.25686 |               | shock absorber<br><u>2-point-suspension</u><br>rear                              | Stossdämpfer<br><u>2-Punkt-Federung</u><br>hinten                            | 1  | CT 14   |         |
|   | 1.25687 |               | shock absorber<br><u>2-point-suspension</u><br>rear                              | Stossdämpfer<br><u>2-Punkt-Federung</u><br>hinten                            | 1  | CT 19   |         |
|  | 1.25682 |               | shock absorber<br>front<br><u>4-point-suspension</u><br><u>tractor</u>           | Stossdämpfer<br>vorne<br><u>4-Punkt-Lagerung</u><br><u>Sattelzug</u>         | 1  | CP<br>-- chassis 1224579<br>-- chassis 4367418<br>-- chassis 9018491<br>CR                |         |
|   | 1.25683 |               | shock absorber<br>front<br><u>4-point-suspension</u>                             | Stossdämpfer<br>vorne<br><u>4-Punkt-Lagerung</u>                             | 1  | CP<br>-- chassis 1224579<br>-- chassis 4367418<br>-- chassis 9018491<br>CR                |         |
|  | 1.25675 |               | shock absorber<br>front<br><u>4-point-suspension</u>                             | Stossdämpfer<br>vorne<br><u>4-Punkt-Lagerung</u>                             | 1  | CR - LA 4x2 NA/LA   |         |
|  | 1.25695 |               | shock absorber<br>front<br><u>4-point-suspension</u><br><u>tractor</u>           | Stossdämpfer<br>vorne<br><u>4-Punkt-Lagerung</u><br><u>Sattelzug</u>         | 1  | CP<br>chassis 1224580 --<br>chassis 4367419 --<br>chassis 9018492 --                      |         |
|   | 1.25688 |               | shock absorber<br>front<br><u>4-point-suspension</u>                             | Stossdämpfer<br>vorne<br><u>4-Punkt-Lagerung</u>                             | 1  | CP<br>chassis 1224580 --<br>chassis 4367419 --<br>chassis 9018492 --                      |         |





|   | DT-No.  | Reference-No. | Description   | Beschreibung   | PU | Notes / Bemerkungen  | Pic-No. |
|---|---------|---------------|---|--|----|--|---------|
|    | 1.25676 |               | shock absorber<br>rear<br><u>4-point-suspension</u>             | Stossdämpfer<br>hinten<br><u>4-Punkt-Lagerung</u>              | 1  | CT   |         |
|   | 1.25674 |               | shock absorber<br>front<br><u>4-point-suspension</u>            | Stossdämpfer<br>vorne<br><u>4-Punkt-Lagerung</u>               | 1  | CT   |         |
|   | 1.25686 |               | shock absorber<br>front<br><u>4-point-suspension</u><br>tractor | Stossdämpfer<br>vorne<br><u>4-Punkt-Lagerung</u><br>Sattelzug  | 1  | CT   |         |
|   | 1.25678 |               | shock absorber<br>rear<br><u>4-point-suspension</u><br>tractor  | Stossdämpfer<br>hinten<br><u>4-Punkt-Lagerung</u><br>Sattelzug | 1  | CT   |         |
|   | 1.25681 |               | shock absorber<br><u>4-point-suspension</u><br>rear             | Stossdämpfer<br><u>4-Punkt-Lagerung</u><br>hinten              | 1  | CP 19, CP 14<br>-- chassis 4371074<br>-- chassis 9020711<br>-- chassis 1226891<br>CR 14, CR 19 |         |
|   | 1.25680 |               | shock absorber<br><u>4-point-suspension</u><br>rear<br>tractor  | Stossdämpfer<br><u>4-Punkt-Lagerung</u><br>hinten<br>Sattelzug | 1  | CP 19, CP 14<br>-- chassis 4371074<br>-- chassis 9020711<br>-- chassis 1226891<br>CR 14, CR 19 |         |
|  | 1.25689 |               | shock absorber<br><u>4-point-suspension</u><br>rear             | Stossdämpfer<br><u>4-Punkt-Lagerung</u><br>hinten              | 1  | CP 19, CP 14<br>chassis 1224580 --<br>chassis 4367419 --<br>chassis 9018492 --                 |         |
|   | 1.25679 |               | shock absorber<br><u>4-point-suspension</u><br>rear<br>tractor  | Stossdämpfer<br><u>4-Punkt-Lagerung</u><br>hinten<br>Sattelzug | 1  | CP 19, CP 14<br>chassis 1224580 --<br>chassis 4367419 --<br>chassis 9018492 --                 |         |
|  | 1.22416 |               | damper  | Dämpfer  | 1  |  |         |



|  | DT-No.  | Reference-No. | Description  | Beschreibung   | PU | Notes / Bemerkungen | Pic-No. |
|--|---------|---------------|--|--|----|---------------------|---------|
|  | 1.32577 |               | mounting kit<br>2-point suspension                       | Befestigungssatz<br>2-Punktfederung                        | 1  | CP/CR               |         |
|  | 1.22455 |               | bushing<br>included in<br>1.32577                        | Lager<br>enthalten in<br>1.32577                           | 1  |                     |         |
|  | 1.22459 |               | distance sleeve<br>included in<br>1.32577                | Distanzhülse<br>enthalten in<br>1.32577                    | 10 |                     |         |
|  | 1.22457 |               | joint<br>4-point-suspension                              | Gelenk<br>4-Punkt-Federung                                 | 1  |                     |         |
|  | 1.22414 |               | seal ring<br>for 1.22457                                 | Dichtring<br>für 1.22457                                   | 10 |                     |         |
|  | 1.32574 |               | mounting kit<br>- small -<br>4-point-suspension<br>front | Befestigungssatz<br>- klein -<br>4-Punkt-Lagerung<br>vorne | 1  | CP/CR               |         |



|  | DT-No.  | Reference-No. | Description  | Beschreibung   | PU | Notes / Bemerkungen | Pic-No. |
|--|---------|---------------|--|--|----|---------------------|---------|
|  | 1.32578 |               | mounting kit<br>- big -<br><u>4-point-suspension</u><br><u>front</u> | Befestigungssatz<br>- gross -<br><u>4-Punkt-Lagerung</u><br><u>vorne</u> | 1  | CP/CR               |         |
|  | 1.22411 |               | bushing<br>included in<br>1.32574<br>1.32578                         | Buchse<br>enthalten in<br>1.32574<br>1.32578                             | 1  |                     |         |
|  | 1.22419 |               | washer<br>included in<br>1.32578                                     | Scheibe<br>enthalten in<br>1.32578                                       | 10 |                     |         |
|  | 1.22412 |               | bearing<br>included in<br>1.32574<br>1.32578                         | Lager<br>enthalten in<br>1.32574<br>1.32578                              | 1  |                     |         |
|  | 1.22413 |               | seal ring<br>included in<br>1.32574<br>1.32578                       | Dichtring<br>enthalten in<br>1.32574<br>1.32578                          | 10 |                     |         |
|  | 1.22418 |               | bushing<br>stabilizer  | Buchse<br>Stabilisator   | 1  |                     |         |



|   | DT-No.  | Reference-No. | Description  | Beschreibung  | PU | Notes / Bemerkungen  | Pic-No. |
|---|---------|---------------|--|---|----|--|---------|
|    | 1.22142 |               | lock   | Schloss   | 1  |  |         |
|    | 1.22417 |               | vibration damper<br><u>2-point-suspension</u><br><u>4-point-suspension</u><br>rear | Vibrationsdämpfer<br><u>2-Punkt-Lagerung</u><br><u>4-Punkt-Lagerung</u><br>hinten | 1  |  |         |
|   | 1.27305 |               | vibration damper<br><u>4-point-suspension</u><br>front                             | Vibrationsdämpfer<br><u>4-Punkt-Lagerung</u><br>vorne                             | 1  |  |         |
|  | 1.22394 |               | level valve<br><u>new version</u>  | Niveaumentil<br><u>neue Ausführung</u>  | 1  |  |         |
|  | 1.22395 |               | level valve<br>rear<br><u>old version</u>  | Niveaumentil<br>hinten<br><u>alte Ausführung</u>                                  | 1  |  |         |
|  | 1.32537 |               | repair kit<br>for 1.22394  | Reparatursatz<br>für 1.22394  | 1  |  |         |
|  | 1.22438 |               | link rod   | Stange  | 1  | CP/CR<br>chassis 4471116-<br>chassis 9069755 -<br>chassis 3535536 -<br>chassis 1280018 - |         |

# CABIN - suspension




FAHRERHAUS - Aufhängung

**18 I - 07**


GROUP

PAGE



|   | DT-No.  | Reference-No. | Description    | Beschreibung | PU | Notes / Bemerkungen | Pic-No. |
|---|---------|---------------|----------------|--------------|----|---------------------|---------|
|    | 1.22447 |               | link rod front | Stange vorne | 1  | CP                  |         |
|   | 1.22439 |               | link rod front | Stange vorne | 1  | CR                  |         |
|   | 1.22474 |               | link rod front | Stange vorne | 1  | CT                  |         |
|    | 1.22895 |               | lever front    | Hebel vorne  | 1  | CP                  |         |
|   | 1.22896 |               | lever front    | Hebel vorne  | 1  | CR                  |         |
|  | 1.22897 |               | lever rear     | Hebel hinten | 1  | CP/CR/CT            |         |









|   | DT-No.  | Reference-No. | Description  | Beschreibung  | PU | Notes / Bemerkungen | Pic-No. |
|---|---------|---------------|--|---|----|---------------------|---------|
|   | 1.22436 |               | tilt cylinder  | Kippzylinder  | 1  | CP                  |         |
|   | 1.22437 |               | tilt cylinder  | Kippzylinder  | 1  | CR                  |         |
|  |         |               |  |   |    |                     |         |
|   | 1.22456 |               | bushing for<br>1.22436<br>1.22437                          | Buchse für<br>1.22436<br>1.22437                                  | 1  |                     |         |
|   | 1.32315 |               | repair kit for<br>1.22436<br>1.22437                       | Reparatursatz für<br>1.22436<br>1.22437                           | 1  |                     |         |
|   | 1.32316 |               | repair kit for<br>1.22436<br>1.22437                       | Reparatursatz für<br>1.22436<br>1.22437                           | 1  |                     |         |
|   | 1.32317 |               | repair kit for<br>1.22436<br>1.22437                       | Reparatursatz für<br>1.22436<br>1.22437                           | 1  |                     |         |
|   | 1.32314 |               | repair kit for<br>1.22436<br>1.22437<br><u>old version</u> | Reparatursatz für<br>1.22436<br>1.22436<br><u>alte Ausführung</u> | 1  |                     |         |
|   | 1.32318 |               | repair kit for<br>1.22436<br>1.22437<br><u>new version</u> | Reparatursatz für<br>1.22436<br>1.22437<br><u>neue Ausführung</u> | 1  |                     |         |



|   | DT-No.  | Reference-No. | Description                                       | Beschreibung   | PU | Notes / Bemerkungen  | Pic-No. |
|---|---------|---------------|---|--|----|--|---------|
|    | 1.32319 |               | repair kit for 1.22436 1.22437 <u>new version</u> | Reparatursatz für 1.22436 1.22437 <u>neue Ausführung</u> | 1  |  |         |
|    | 1.22331 |               | tilt pump   | Kippumpe   | 1  | -- chassis 1234777<br>-- chassis 4383720<br>-- chassis 9027828<br>-- chassis 3500216             |         |
|   | 1.22333 |               | tilt pump   | Kippumpe   | 1  | CREW CAB<br>-- chassis 1234777<br>-- chassis 4383720<br>-- chassis 9027828<br>-- chassis 3500216 |         |
|   | 1.22332 |               | tilt pump   | Kippumpe   | 1  | chassis 1234778 --<br>chassis 4383721 --<br>chassis 9027829 --<br>chassis 3500217 --             |         |
|  | 1.32303 |               | repair kit for 1.22331 1.22333 1.22332            | Reparatursatz für 1.22331 1.22333 1.22332                | 1  |  |         |
|  | 1.32304 |               | repair kit for 1.22331 1.22333 1.22332            | Reparatursatz für 1.22331 1.22333 1.22332                | 1  |  |         |
|  | 1.32302 |               | repair kit for 1.22331 1.22333 1.22332            | Reparatursatz für 1.22331 1.22333 1.22332                | 1  |  |         |



|   | DT-No.  | Reference-No. | Description                                 | Beschreibung                                      | PU | Notes / Bemerkungen   | Pic-No. |
|---|---------|---------------|---|---|----|---|---------|
|    | 1.22446 |               | lever<br><u>left-hand-drive</u>             | Hebel<br><u>Linkslenkung</u>                      | 1  | CR<br>chassis 1217807-1232869<br>chassis 9016603-9026245<br>chassis 4366923-4380742 |         |
|    | 1.22780 |               | lever<br><u>left-hand-drive</u>             | Hebel<br><u>Linkslenkung</u>                      | 1  | CP/CR<br>chassis 1232870 --<br>chassis 4380743 --<br>chassis 9026246 --             |         |
|   | 1.28134 |               | hose<br>tilt pump<br><u>left-hand-drive</u> | Schlauch<br>Kippumpe<br><u>Linkslenkung</u>       | 1  |   |         |
|   | 1.28130 |               | hose<br>tilt pump<br><u>left-hand-drive</u> | Schlauch<br>Kippumpe<br><u>Linkslenkung</u>       | 1  |   |         |
|  | 1.28131 |               | hose<br>cab lock<br><u>left-hand-drive</u>  | Schlauch<br>Kabinenschloss<br><u>Linkslenkung</u> | 1  |   |         |
|  | 1.28133 |               | hose<br>cab lock<br><u>left-hand-drive</u>  | Schlauch<br>Kabinenschloss<br><u>Linkslenkung</u> | 1  | CP-CR 19  |         |
|   | 1.28135 |               | hose<br>cab lock<br><u>left-hand-drive</u>  | Schlauch<br>Kabinenschloss<br><u>Linkslenkung</u> | 1  | CP-CR 14  |         |
|  | 1.28132 |               | hose<br>cylinder<br><u>left-hand-drive</u>  | Schlauch<br>Zylinder<br><u>Linkslenkung</u>       | 1  |   |         |





|   | DT-No.  | Reference-No. | Description    | Beschreibung  | PU | Notes / Bemerkungen  | Pic-No. |
|---|---------|---------------|----------------|---------------|----|--|---------|
|    | 1.22310 |               | air filter     | Luftfilter    | 1  |  |         |
|    | 1.22311 |               | air filter     | Luftfilter    | 1  |  |         |
|   | 1.22303 |               | heat exchanger | Wärmetauscher | 1  |  |         |
|  | 1.22316 |               | fan motor      | Lüftermotor   | 1  | -- chassis 1228390<br>-- chassis 4373599<br>-- chassis 9022224 |         |
|  | 1.22317 |               | fan motor      | Lüftermotor   | 1  | chassis 1228391 --<br>chassis 4373600 --<br>chassis 9022225 -- |         |
|  | 1.22309 |               | resistor       | Widerstand    | 1  |  |         |

# CABIN - heating & ventilation & air conditioning



FAHRERHAUS - Heizung & Lüftung & Klimaanlage

**18 K - 02**

GROUP

PAGE



|   | DT-No.  | Reference-No. | Description                               | Beschreibung                              | PU | Notes / Bemerkungen | Pic-No. |
|---|---------|---------------|---|---|----|---------------------|---------|
|    | 1.11610 |               | hose                                      | Schlauch                                  | 1  |                     |         |
|    | 1.22567 |               | wire<br>for heating                       | Seilzug<br>für Heizung                    | 1  |                     |         |
|   | 1.22562 |               | wire<br>1375 mm<br><u>left-hand-drive</u> | Seilzug<br>1375 mm<br><u>Linkslenkung</u> | 1  |                     |         |
|   | 1.22564 |               | wire<br>880 mm<br><u>right-hand-drive</u> | Seilzug<br>880 mm<br><u>Rechtslenkung</u> | 1  |                     |         |
|  | 1.22312 |               | heating control<br>valve                  | Heizkontrollventil                        | 1  |                     |         |
|  | 1.22314 |               | valve                                     | Ventil                                    | 1  |                     |         |
|  | 1.21529 |               | knob                                      | Knopf                                     | 1  |                     |         |
|  | 1.21532 |               | knob                                      | Knopf                                     | 1  |                     |         |

# CABIN - heating & ventilation & air conditioning

FAHRERHAUS - Heizung & Lüftung & Klimaanlage

**18 K - 03**

GROUP

PAGE



**DT-No.**

Reference-No.

**Description**

Beschreibung

PU

**Notes / Bemerkungen**

Pic-No.

**1.21043**



switch

Schalter

1

**1.21609**



temperature sensor

Temperaturgeber

1

EDC

**1.22138**



bracket

Halter

1


**1.22306**

condenser

Kondensator

1

CP, CT




**1.22304**

condenser







Kondensator

1

CR










|   | DT-No.  | Reference-No. | Description                 | Beschreibung           | PU | Notes / Bemerkungen                                    | Pic-No. |
|---|---------|---------------|-----------------------------|------------------------|----|--|---------|
|    | 1.22748 |               | pressure control valve      | Druckregelventil       | 1  |  |         |
|    | 1.22323 |               | thermostat air conditioning | Thermostat Klimaanlage | 1  |  |         |
|    | 1.22318 |               | dryer                       | Trockner               | 1  |  |         |
|  | 1.22746 |               | expansion valve             | Ausdehnungsventil      | 1  |  |         |
|  | 1.22741 |               | evaporator                  | Verdampfer             | 1  |  |         |
|  | 1.22742 |               | compressor                  | Kompressor             | 1  | DSC 11, DC 11<br>DSC 12, DC 12, DT 12<br>DSC 14, DC 16 |         |



| DT-No.  | Reference-No. | Description               | Beschreibung                 | PU | Notes / Bemerkungen | Pic-No. |
|---|---------------|---------------------------|------------------------------|----|---------------------|---------|
| 1.22702   |               | fender high alternative   | Kotflügel hoch alternativ    | 1  |                     |         |
| 1.22287   |               | fender middle alternative | Kotflügel Mitte alternativ   | 1  |                     |         |
|    |               |                           |                              |    |                     |         |
| 1.22284   |               | fender low alternative    | Kotflügel niedrig alternativ | 1  |                     |         |
|   |               |                           |                              |    |                     |         |
| 1.22701   |               | fender front part         | Kotflügel vorderes Teil      | 1  |                     |         |
|  |               |                           |                              |    |                     |         |
| 1.22700   |               | fender rear part          | Kotflügel hinteres Teil      | 1  |                     |         |
|  |               |                           |                              |    |                     |         |
| 1.22760   |               | bracket left              | Halter links                 | 1  |                     |         |
| 1.22761   |               | bracket right             | Halter rechts                | 1  |                     |         |
|  |               |                           |                              |    |                     |         |



|   | DT-No.  | Reference-No. | Description        | Beschreibung               | PU | Notes / Bemerkungen | Pic-No. |
|---|---------|---------------|--------------------|----------------------------|----|---------------------|---------|
|    | 1.22764 |               | bracket left       | Halter links               | 1  | A4x2                |         |
|   | 1.22765 |               | bracket right      | Halter rechts              | 1  | A4x2                |         |
|    | 1.22199 |               | hook               | Haken                      | 1  |                     |         |
|   | 1.22195 |               | strap              | Spannband                  | 1  |                     |         |
|  | 1.22613 |               | fender cover left  | Kotflügelabdeckung, links  | 1  |                     |         |
|   | 1.22614 |               | fender cover right | Kotflügelabdeckung, rechts | 1  |                     |         |
|  | 1.22622 |               | splash guard       | Schmutzfänger              | 1  |                     |         |
|  | 1.29005 |               | nut lugwrench      | Radmutter-schlüssel        | 1  |                     |         |